

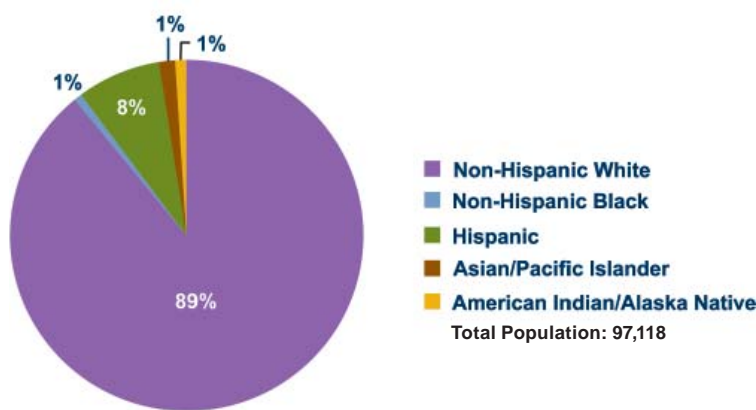
# Selected Cancer Facts-Nevada County

October 2011

*This fact sheet is provided by the California Cancer Registry (CCR) of the California Department of Public Health to show the impact of cancer on California residents. The CCR is California's population-based cancer surveillance system, and it collects information on almost all cancers diagnosed in the state. This information helps to further our understanding of cancer and is used to develop strategies and policies for its prevention, treatment, and control.*

## Demographic Population Projections

Nevada County Population by Race/Ethnicity (2008)



Source: National Center for Health Statistics, 2008  
Prepared by the California Department of Public Health, Cancer Surveillance Section.

## Nevada County Estimated Number of New Cancer Cases and Deaths - 2011 (Major Sites)

	Cases	Deaths
Breast	115	20
Prostate	95	10
Lung & Bronchus	80	55
Colon & Rectum	45	20
Bladder	35	10
All Sites	620	230

Excludes non-melanoma skin cancers and carcinoma *in situ*, except bladder. These projections are offered as a rough guide, and should not be regarded as definitive.

## Incidence Rates for California's Most Common Cancers: Nevada County, 2004-2008

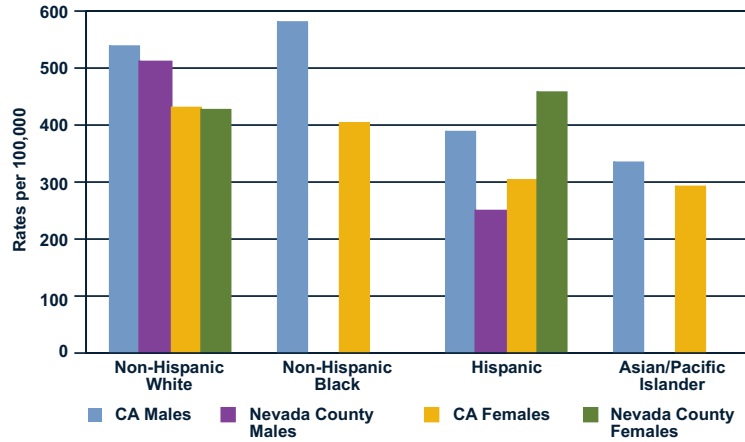
Males	County Rate	State Rate	Females	County Rate	State Rate
Prostate	147.6	143.3	Breast	139.8*	121.6
Lung & Bronchus	57.1	62.0	Lung & Bronchus	54.3*	45.0
Colon & Rectum	38.6*	50.3	Colon & Rectum	44.6	38.1
Bladder	38.4	33.6	Uterus	24.9	22.1
Melanoma	34.8*	26.2	Melanoma	24.7*	15.4
All Sites	511.3	494.5	All Sites	428.3*	387.4

Rates are shown as the number of new cases or deaths per 100,000 persons. All rates are age-adjusted to the 2000 United States Standard Population.  
\*County rate is statistically significantly different from the Statewide rate (p<0.05).



This fact sheet was prepared by the California Cancer Registry (CCR), Cancer Surveillance Section, Cancer Surveillance and Research Branch, California Department of Public Health, 1825 Bell Street, Suite #102, Sacramento, CA 95825. For more information, visit the CCR website at [www.ccrca.org](http://www.ccrca.org) or call (916) 779-0300.

Age-Adjusted Incidence Rates by Race/Ethnicity and Sex, Nevada County, 2004-2008, All Sites Combined



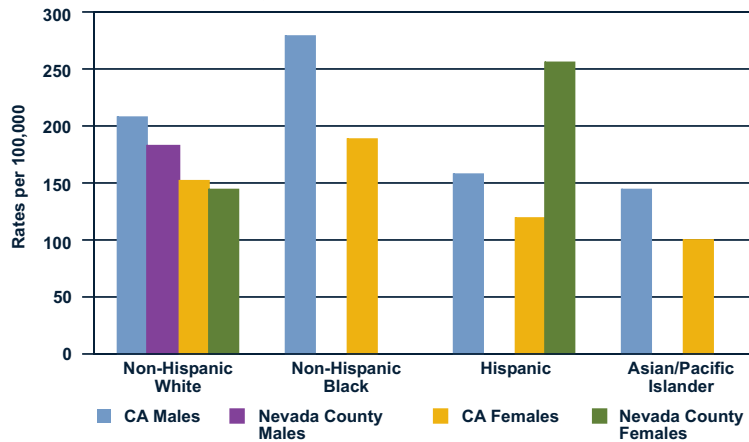
Rates are shown as the number of new cases or deaths per 100,000 persons. All rates are age-adjusted to the 2000 United States Standard Population. Rates based on fewer than 15 cases are not shown. Prepared by the California Department of Public Health, Cancer Surveillance Section.

### Mortality Rates for California's Most Common Cancers: Nevada County, 2004-2008

Males	County Rate	State Rate	Females	County Rate	State Rate
Lung & Bronchus	42.0	49.7	Lung & Bronchus	36.6	33.6
Prostate	20.4	22.9	Breast	26.5	22.3
Colon & Rectum	15.8	18.1	Colon & Rectum	13.6	13.1
Pancreas	12.9	11.7	Pancreas	10.3	9.2
Liver & Intrahepatic Bile Duct	8.7	9.4	Ovary	8.3	8.4
All Sites	180.4	194.2	All Sites	145.1	142.1

Rates are shown as the number of new cases or deaths per 100,000 persons. All rates are age-adjusted to the 2000 United States Standard Population. \*County rate is statistically significantly different from the Statewide rate (p<0.05).

Age-Adjusted Mortality Rates by Race/Ethnicity and Sex, Nevada County, 2004-2008, All Sites Combined



Rates are shown as the number of new cases or deaths per 100,000 persons. All rates are age-adjusted to the 2000 United States Standard Population. Rates based on fewer than 15 cases are not shown. Prepared by the California Department of Public Health, Cancer Surveillance Section.