

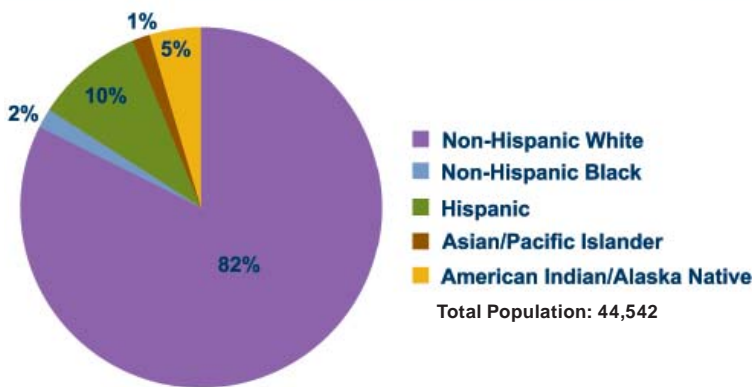
Selected Cancer Facts-Siskiyou County

October 2011

This fact sheet is provided by the California Cancer Registry (CCR) of the California Department of Public Health to show the impact of cancer on California residents. The CCR is California's population-based cancer surveillance system, and it collects information on almost all cancers diagnosed in the state. This information helps to further our understanding of cancer and is used to develop strategies and policies for its prevention, treatment, and control.

Demographic Population Projections

Siskiyou County Population by Race/Ethnicity, 2008



Source: National Center for Health Statistics, 2008
Prepared by the California Department of Public Health, Cancer Surveillance Section.

Siskiyou County Estimated Number of New Cancer Cases and Deaths, 2011 (Major Sites)

	Cases	Deaths
Breast	50	10
Prostate	45	10
Lung & Bronchus	50	40
Colon & Rectum	20	10
Bladder	20	0
All Sites	295	115

Excludes non-melanoma skin cancers and carcinoma *in situ*, except bladder. These projections are offered as a rough guide, and should not be regarded as definitive.

Incidence Rates for California's Most Common Cancers: Siskiyou & Trinity Counties, 2004-2008

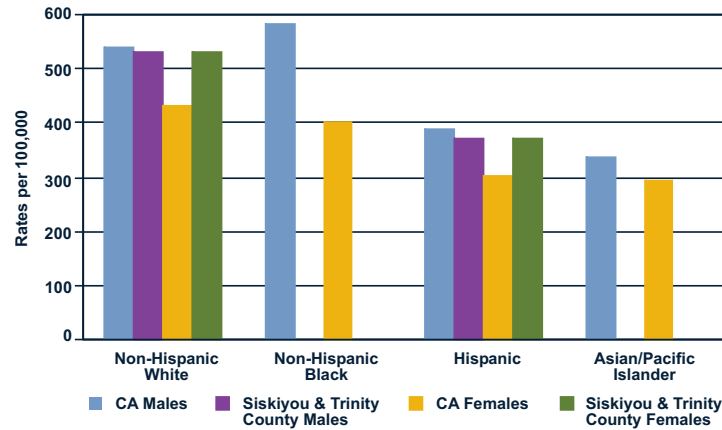
Males	County Rate	State Rate	Females	County Rate	State Rate
Prostate	153.2	143.3	Breast	113.0	121.6
Lung & Bronchus	81.3*	62.0	Lung & Bronchus	67.6*	45.0
Colon & Rectum	37.6*	50.3	Colon & Rectum	35.7	38.1
Bladder	47.7*	33.6	Uterus	25.0	22.1
Melanoma	33.4	26.2	Melanoma	24.5*	15.4
All Sites	531.2*	494.5	All Sites	404.1	387.4

Rates are shown as the number of new cases or deaths per 100,000 persons. All rates are age-adjusted to the 2000 United States Standard Population.
*County rate is statistically significantly different from the Statewide rate (p<0.05).



This fact sheet was prepared by the California Cancer Registry (CCR), Cancer Surveillance Section, Cancer Surveillance and Research Branch, California Department of Public Health, 1825 Bell Street, Suite #102, Sacramento, CA 95825. For more information, visit the CCR website at www.ccrca.org or call (916) 779-0300.

Age-Adjusted Incidence Rates by Race/Ethnicity and Sex, Siskiyou and Trinity Counties, 2004-2008, All Sites Combined



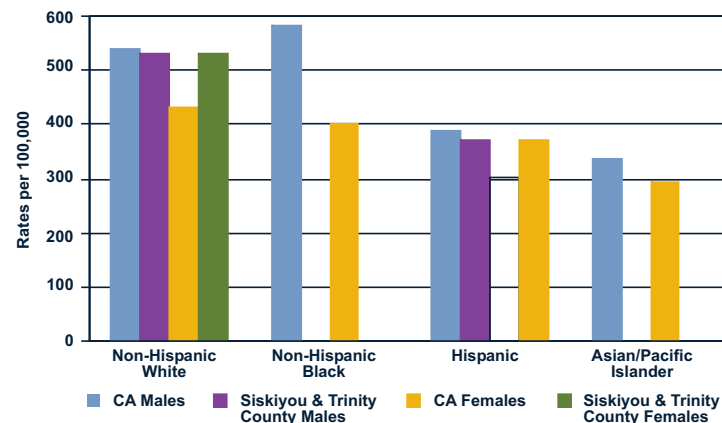
Rates are shown as the number of new cases or deaths per 100,000 persons. All rates are age-adjusted to the 2000 United States Standard Population. Rates based on fewer than 15 cases are not shown. Prepared by the California Department of Public Health, Cancer Surveillance Section.

Mortality Rates for California's Most Common Cancers: Siskiyou and Trinity Counties, 2004-2008

Males	County Rate	State Rate	Females	County Rate	State Rate
Lung & Bronchus	67.3*	49.7	Lung & Bronchus	52.9*	33.6
Prostate	25.8	22.9	Breast	17.9	22.3
Colon & Rectum	13.8	18.1	Colon & Rectum	17.8	13.1
Pancreas	8.4	11.7	Pancreas	6.7	9.2
Liver & Intrahepatic Bile Duct	6.8	9.4	Ovary	5.1	8.4
All Sites	213.1	194.2	All Sites	159.3	142.1

Rates are shown as the number of new cases or deaths per 100,000 persons. All rates are age-adjusted to the 2000 United States Standard Population. *County rate is statistically significantly different from the Statewide rate (p<0.05).

Age-Adjusted Mortality Rates by Race/Ethnicity and Sex, Siskiyou and Trinity Counties, 2004-2008, All Sites Combined



Rates are shown as the number of new cases or deaths per 100,000 persons. All rates are age-adjusted to the 2000 United States Standard Population. Rates based on fewer than 15 cases are not shown. Prepared by the California Department of Public Health, Cancer Surveillance Section.