

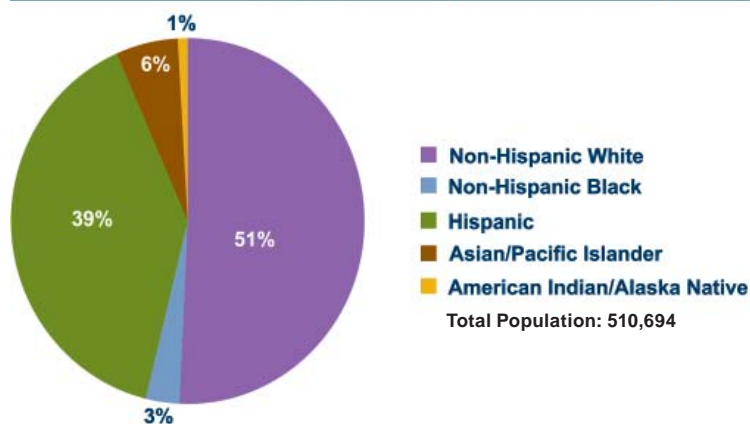
# Selected Cancer Facts-Stanislaus County

October 2011

*This fact sheet is provided by the California Cancer Registry (CCR) of the California Department of Public Health to show the impact of cancer on California residents. The CCR is California's population-based cancer surveillance system, and it collects information on almost all cancers diagnosed in the state. This information helps to further our understanding of cancer and is used to develop strategies and policies for its prevention, treatment, and control.*

## Demographic Population Projections

Stanislaus County Population by Race/Ethnicity, 2008



Source: National Center for Health Statistics, 2008  
Prepared by the California Department of Public Health, Cancer Surveillance Section.

## Stanislaus County Estimated Number of New Cancer Cases and Deaths, 2011 (Major Sites)

	Cases	Deaths
Breast	270	60
Prostate	240	45
Lung & Bronchus	255	210
Colon & Rectum	205	90
Bladder	85	20
<b>All Sites</b>	<b>1,905</b>	<b>795</b>

Excludes non-melanoma skin cancers and carcinoma *in situ*, except bladder. These projections are offered as a rough guide, and should not be regarded as definitive.

## Incidence Rates for California's Most Common Cancers: Stanislaus County, 2004-2008

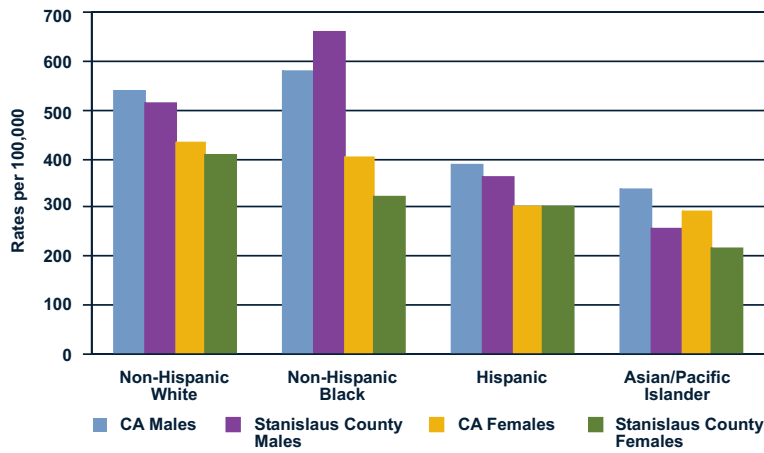
Males	County Rate	State Rate	Females	County Rate	State Rate
Prostate	128.7*	143.3	Breast	112.8*	121.6
Lung & Bronchus	77.6*	62.0	Lung & Bronchus	52.0*	45.0
Colon & Rectum	55.8*	50.3	Colon & Rectum	38.1	38.1
Bladder	34.5	33.6	Uterus	19.4	22.1
Melanoma	21.9*	26.2	Melanoma	12.9	15.4
<b>All Sites</b>	<b>492.6</b>	<b>494.5</b>	<b>All Sites</b>	<b>383.9</b>	<b>387.4</b>

Rates are shown as the number of new cases or deaths per 100,000 persons. All rates are age-adjusted to the 2000 United States Standard Population.  
\*County rate is statistically significantly different from the Statewide rate (p<0.05).



This fact sheet was prepared by the California Cancer Registry (CCR), Cancer Surveillance Section, Cancer Surveillance and Research Branch, California Department of Public Health, 1825 Bell Street, Suite #102, Sacramento, CA 95825. For more information, visit the CCR website at [www.ccrca.org](http://www.ccrca.org) or call (916) 779-0300.

Age-Adjusted Incidence Rates by Race/Ethnicity and Sex, Stanislaus County, 2004-2008, All Sites Combined



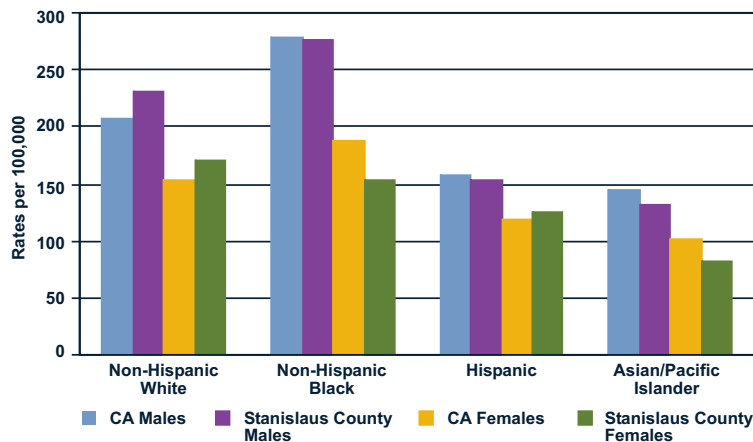
Rates are shown as the number of new cases or deaths per 100,000 persons. All rates are age-adjusted to the 2000 United States Standard Population. Rates based on fewer than 15 cases are not shown. Prepared by the California Department of Public Health, Cancer Surveillance Section.

### Mortality Rates for California's Most Common Cancers: Stanislaus County, 2004-2008

Males	County Rate	State Rate	Females	County Rate	State Rate
Lung & Bronchus	62.5*	49.7	Lung & Bronchus	42.7*	33.6
Prostate	24.8	22.9	Breast	24.6	22.3
Colon & Rectum	19.9	18.1	Colon & Rectum	15.7*	13.1
Pancreas	10.8	11.7	Pancreas	9.3	9.2
Liver & Intrahepatic Bile Duct	6.9*	9.4	Ovary	7.7	8.4
All Sites	211.6*	194.2	All Sites	157.4*	142.1

Rates are shown as the number of new cases or deaths per 100,000 persons. All rates are age-adjusted to the 2000 United States Standard Population. \*County rate is statistically significantly different from the Statewide rate (p<0.05).

Age-Adjusted Mortality Rates by Race/Ethnicity and Sex, Stanislaus County, 2004-2008, All Sites Combined



Rates are shown as the number of new cases or deaths per 100,000 persons. All rates are age-adjusted to the 2000 United States Standard Population. Rates based on fewer than 15 cases are not shown. Prepared by the California Department of Public Health, Cancer Surveillance Section.