

CALIFORNIA CANCER REGISTRY FACT SHEET

BREAST CANCER

Breast cancer is a malignant tumor that starts in the cells of the breast.

Breast Cancer Incidence and Mortality Rates, California, 2006–2010

Between 2006 and 2010, the female breast cancer incidence rate for women in California was 122.1 new cases per 100,000 women per year. With respect to race/ethnicity, non-Hispanic white women experienced the highest incidence rate (141.3 new cases per 100,000 women per year).

BY THE NUMBERS Breast Cancer in California

22,850

The number of new breast cancer cases expected among women in California in 2013.

4,340

The number of deaths from breast cancer expected among women in California in 2013.

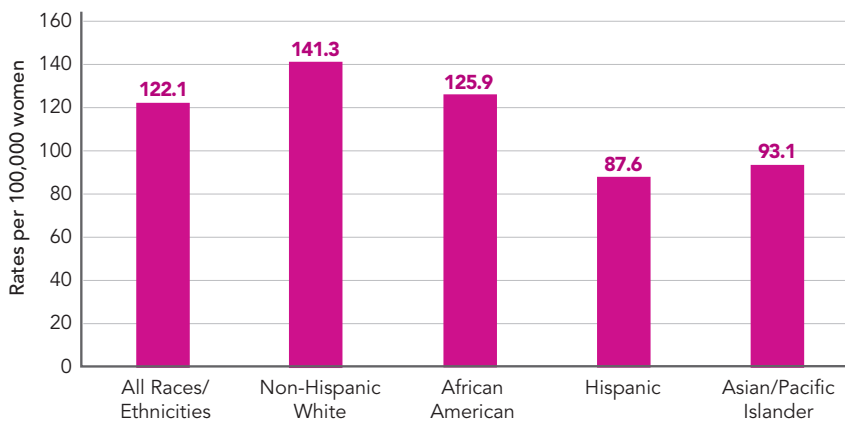
#1

Breast cancer is the most commonly diagnosed cancer among women in California, regardless of race/ethnicity.

#2

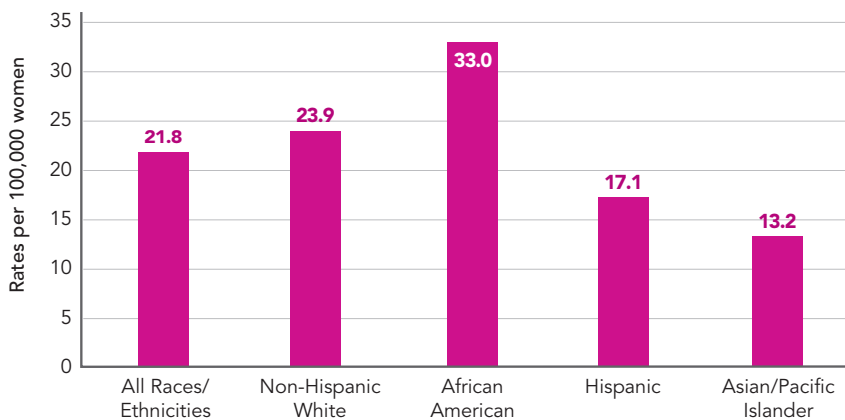
Breast cancer is the second-leading cause of cancer deaths among women in California.

Female Breast Cancer Incidence Rates, California 2006–2010*



The breast cancer mortality rate for women in California was 21.8 deaths per 100,000 women per year. With respect to race/ethnicity, while non-Hispanic white females showed the highest rate of new breast cancer cases, African American women experienced the highest mortality rate (33.0 deaths per 100,000 women) in the state.

Female Breast Cancer Mortality Rates, California 2006–2010*



* Rates are age-adjusted to the 2000 U.S. Population.
Source: California Cancer Registry, California Department of Public Health.
Prepared by the California Department of Public Health, California Cancer Registry.

CALIFORNIA CANCER REGISTRY FACT SHEET

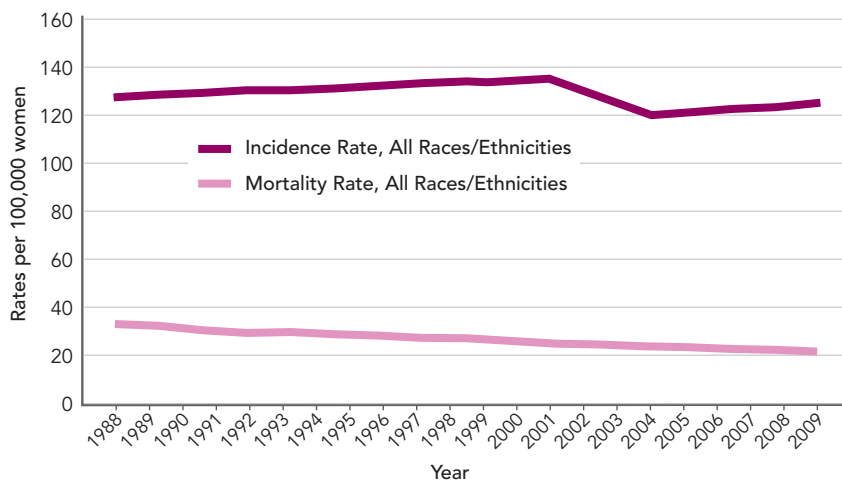
BREAST CANCER

Trends in Breast Cancer Incidence and Mortality, California, 1988–2009

Female breast cancer incidence increased slightly but at a statistically significant rate from 1988 to 2001. The rate appears to decrease between 2001 and 2004, and then increases slightly between 2004 and 2009.

The female breast cancer mortality rate in California has declined at a statistically significant rate from 1988 through 2009.

Female Breast Cancer Incidence and Mortality Trends, California 1988–2009*



* Rates are age-adjusted to the 2000 U.S. Population.
Source: California Cancer Registry, California Department of Public Health.
Prepared by the California Department of Public Health, California Cancer Registry.

Breast Cancer in California

Five-Year Relative Survival Rates

CALIFORNIA, 2001–2010

If diagnosed
when the tumor is:

The 5-Year
Survival Rate* is:

Localized

The tumor has broken through the basement membrane, but is still confined to the breast.

100%

Regional

The tumor has spread to the lymph nodes or adjacent tissues.

86%

Distant

The tumor has *metastasized*, or spread to other parts of the body.

27%

Overall 5-Year Relative
Survival Rate for Breast
Cancer in California:

92%

* Follow-up is through December 2010. Cancers that were unstaged at time of diagnosis are excluded.

Risk Factors

Certain factors have been shown to be associated with an increased risk of certain types of cancer. The majority of known cancer risk factors are related to individual characteristics (such as age, race/ethnicity, or family history/genetic susceptibility) and behaviors (such as smoking, diet, physical inactivity, unsafe sex, and sun exposure).

For more information

on breast cancer risk factors, prevention, screening, symptoms, and treatment:

❖ National Cancer Institute

Check out the NCI's *What You Need to Know About™* Cancer Index at:

www.cancer.gov/cancertopics/wyntk

or call the NCI Cancer Information Service:

1-800-4-CANCER

❖ Centers for Disease Control and Prevention

www.cdc.gov

❖ American Cancer Society (ACS)

www.cancer.org

1-800-227-2345

