

**CALIFORNIA BEHAVIORAL RISK FACTOR SURVEILLANCE SYSTEM (BRFSS)
SAS DATASET DOCUMENTATION AND TECHNICAL REPORT**

**Public Health Survey Research Program
California State University, Sacramento
California Department of Public Health
7667 Folsom Blvd. Suite 2048
Sacramento, CA 95819**

September 2018

CALIFORNIA BEHAVIORAL RISK FACTOR SURVEILLANCE SYSTEM (BRFSS) SAS
DATASET DOCUMENTATION AND TECHNICAL REPORT

TABLE OF CONTENTS

ACKNOWLEDGMENT	3
INTRODUCTION	4
PART I: BRFSS TECHNICAL REPORT	7
PART II: SAS DATASET DATA DICTIONARY	19
PART III: CODING FOR CONTINUOUS VARIABLES	111
PART IV: CATEGORICAL VARIABLE FORMATS	116
PART V: INDEX TO VARIABLE NAMES BY SUBJECT	188
PART VI: WEIGHTS	216
PART VII: CALCULATED VARIABLES	226
PART VIII: UNWEIGHTED DEMOGRAPHICS FREQUENCIES	238
PART IX: AAPOR RESPONSE RATES BRFSS	242

LISTS OF FIGURES AND TABLES

Figures

Figure 1: Distribution of Race/Ethnicity _____	13
Figure 2: Expected Sample Size Difference by Gender _____	14
Figure 3: Percent of Adults (Age 25+) with at Least Some College Education _____	15
Figure 4: Distribution of Household Income _____	15
Figure 5: Distribution of Age for Males _____	16
Figure 6: Distribution of Age for Females _____	16
Figure 7: Distribution of Age by Race/Ethnicity for Males _____	17
Figure 8: Distribution of Age by Race/Ethnicity and Sex for Females _____	18

Tables

Table I: Sample by Age, Race, and Sex (Cumulative 1984-2018) _____	12
Table II: Sex and Race Distribution of 2018 BRFSS Sample Compared to 2010 CA Population Estimate _____	13
Table III: Education Level among Adults (Age 25+) in 2018 BRFSS vs. 2010-2011 CA Current Population Survey _____	14
Table IV: BRFSS Final Weights (Tables a-d) _____	223
Table V: Unweighted Demographic Cumulative Frequencies (Tables a-h) _____	238
Table VI: AAPOR Response Rates (Tables a-b) _____	242

Acknowledgments

The Behavioral Risk Factor Surveillance System (BRFSS) is an ongoing collaborative effort of the California Department of Public Health (CDPH), the Public Health Survey Research Program (PHSRP) and the Centers for Disease Control and Prevention (CDC). The survey is conducted by the Public Health Survey Research Program (PHSRP) of the California State University, Sacramento (Sacramento State). It is supported in part by funds from Cooperative Agreement No. U58/CCU922811-05 from the CDC, U.S. Public Health Service, and in part by funds from the programs who add questions to the survey.

This documentation was prepared originally by Carin Perkins and Laura Lund of the CSS of CDHS. In previous years it has been updated by: Suzanne Ryan-Ibarra, Marta Induni, Maritza Zuniga, and Danielle Ewing. Julia Tomassilli and Justin Morris updated it for 2018.

Suggested citation:

Tomassilli, J. C. & Morris, J. C.. *California Behavioral Risk Factor Surveillance System (BRFSS) SAS Dataset Documentation and Technical Report: 1984-2018*. Public Health Survey Research Program, California State University, Sacramento, 2018.

CALIFORNIA BEHAVIORAL RISK FACTOR SURVEILLANCE SYSTEM (BRFSS) SAS DATASET DOCUMENTATION AND TECHNICAL REPORT

INTRODUCTION

The Behavioral Risk Factor Surveillance System

The Behavioral Risk Factor Surveillance System (BRFSS) is an on-going telephone survey of randomly selected adults, which collects information on a wide variety of health-related behaviors. The BRFSS has been conducted since 1984 by the California Department of Public Health (CDPH) in collaboration with the Centers for Disease Control and Prevention (CDC). Data collection was conducted by Public Health Institute (PHI) through 2013, and in 2014 the Public Health Survey Research Program (PHSRP) at California State University, Sacramento (Sacramento State) assumed responsibility for data collection. This documentation is designed to facilitate use of this database by public health researchers.

Part I is a technical report summarizing BRFSS interview procedures, sample and respondent selection, and questionnaire design. It also provides response rates and an evaluation of the representativeness of the sample. Parts II -V include a data dictionary, coding for categorical and numeric variables, and a cross-reference of variable name and subject. Parts VI and VII provide information on calculated variables, including weights. Unweighted one-way frequencies of all categorical variables and survey instruments are available by request.

In planning your analyses and reviewing this document, a few critical features of BRFSS and the dataset should be kept in mind:

- Beginning in 2014, we are providing the CDC weights for the CA BRFSS data to be consistent with information provided by other states and nationally. As a result there are 2 groups of weights provided in the dataset: (1) the CA weights, and (2) the CDC weights (see Part VI: Weights).
 - In addition to the information provided here about CDC weights, the CDC provides a great deal of information about BRFSS data including a codebook, calculated variable data files, data quality reports, weighting formulas, and SAS resources on the CDC BRFSS website.¹
- Several changes to sampling and weighting methodology occurred in 2012 resulting in 2 year ranges within, but not between, which trend analyses may be conducted with each set of weights provided: 1) for CDC weights 1984 – 2010 and 2011 – present, and 2) for CA weights 1984 – 2011 and 2012 – present (see Sample and Respondent Selection Sections in Part I: BRFSS Technical Report and Part VI: Weights).
- Beginning in 2014, core BRFSS interviews conducted by other states with California residents who have cell phone numbers with area codes originating from other states are now included in the dataset and used in weighting (see Part I: BRFSS Technical Report).
 - When conducting analysis with the CA created weights, be aware that these additional cases were utilized in creating the CA weights beginning in 2014.
 - These cases are missing values in CA specific questions about Asian subcategories, education, and income, but not in the CDC versions of these

¹ www.cdc.gov/brfss/annual_data/annual_data.htm. Documentation available for each year of data collection.

variables (see PART II: SAS Dataset Data Dictionary for further details).

- Prior to 2014, CA did not collect interviews where individuals refused to respond or responded with “don’t know” to variables used to create the CA weights (i.e., age, sex, and race). Beginning in 2014, interviews for these respondents continued as CDC imputes these data to create weights. CA does not use imputed data when creating the CA weights and so these cases are excluded from the CA weighting process and do not have data in those weight variables.
- Although the SAS labels shown in the data dictionary provide some information on the content of the variable, they are, of necessity, an abbreviated version of the question. It is highly recommended that the actual question and response categories be carefully reviewed before analyzing data. Survey instruments are available on the PHSRP website (<http://www.csus.edu/research/phsrp/brfss.html>).
- Not every question listed in the data dictionary was asked each year. Parts II and V list all variables and the years during which the question was included on the survey.
- Questions that were on the survey for more than one year may not have appeared in the same order on the survey and may have undergone slight wording modifications. When it was felt that changes in wording or response categories were likely to cause non-comparability of data, variable names were changed. However, it is highly recommended that the actual wording for each year be reviewed and your own assessment of comparability be made.
- Not every question is asked of all participants. Some questions are skipped during the interview because of answers to previous questions or because of age or sex criteria. In general, skipped questions are set to missing, thus restricting the denominator for the rate based on that question. For example, only people who state that they have ever smoked (SMOKE100=1) are asked if they now smoke every day, some days or not at all (SMKEVDA2). Therefore, the frequency of SMKEVDA2=1 (yes) is the proportion of ever smokers who currently smoke every day. To calculate the proportion of the population who currently smoke every day, a new variable must be created which combines information from SMOKE100 and SMKEVDA2. Many such calculated variables have already been created to facilitate use of the database, and are listed in Part VII of the documentation. These variable names generally start with an underscore (e.g., _RFSMOKE).
- Some, but not all, continuous variables have special values (i.e., 999=refused). These values may need to be recoded (e.g., set to missing) prior to analysis to obtain meaningful results. Such variables are indicated on the data dictionary in Part II and a list of codes given in Part III.
- As discussed in the technical report in Part I, the age, race and sex distribution of the sample does not completely match that of the adult California population. To adjust for this and to equalize the probability of being drawn into the sample, weights have been created. The creation and use of these weights are discussed in Part VI. It is important to use these weights to obtain meaningful prevalence estimates for the California population and to assess changes in behavior while controlling for changes in the demographics of the California population.

Introduction

- The number of interviews conducted each year has varied by nearly fourfold. In 2012, the annual weights have been calculated to sum to the total 2010 California population, thus adjusting for the changes in sample size. To calculate meaningful estimates based on data aggregated over two or more years, the data should be appropriately reweighted.
- Because of the survey design, special programs and/or procedures for survey data analysis should be used in analyses. Weights and stratification variables are available on the dataset and should be used in analyses. Specialized programs such as SUDAAN, or survey-specific procedures in programs such as SAS, Stata, SPSS, and R allow incorporation of survey design variables into analyses, such as weights and stratification variables, and must be used to accurately calculate standard errors and tests of statistical significance.
- The public use datasets does not contain any personal identifiers such as name, phone number, address, zip code, or social security number. Unique records can be identified using the variables SEQNO and SEQNOQ (depending on the year).
- Although every effort has been made to accurately document the database, it is possible that the database contains some coding errors or inconsistencies. A prudent approach would be to first run a simple frequency on any question you intend to use in your analyses to check for out of range values, special codes, or unexpected skip patterns. We would be grateful for having any such problems brought to our immediate attention.

Any publications based on these data should acknowledge the CDPH, PHSRP, and the CDC, as indicated in the acknowledgment section of this document.

Public Health Survey Research Program (PHSRP)

PHSRP (<http://www.csus.edu/research/phsrp/index.html>) was created in 2014 to align the research needs of the CDPH with the dynamic faculty and student capacities of Sacramento State. Housed in Sacramento State's Folsom Hall, the allied health hub of the campus, PHSRP is a collaboration of CDPH, Academic Affairs, and the Colleges of Health and Human Services and Social Sciences and Interdisciplinary Studies. PHSRP conducts research which increases our understanding of people's health behaviors and their health needs, and provides policy makers with the data they require to make evidence based decisions.

Questions concerning this documentation or PHSPR can be addressed to:

Julia Tomassilli, PhD
Director, Public Health Survey Research Program
7667 Folsom Blvd., Suite 2048
Sacramento, CA 95819
916-278-208

Part I: BRFSS TECHNICAL REPORT

Sample and Methods

The California BRFSS is an ongoing effort by the CDPH in conjunction with the CDC to assess the prevalence of and trends in health-related behaviors in the California population aged 18 years and older. Data are collected monthly from a random sample of California adults living in households with telephones. The BRFSS database contains information on California residents from 1984 through the present.

Questionnaire design

The BRFSS questionnaire is developed each year by CDC in collaboration with participating state agencies. Wherever possible, questions have been selected from previously conducted national surveys for comparability. The questionnaire has three components. The first component consists of a core set of questions that are administered by all states participating in the BRFSS collection effort. Many of the core questions have remained fixed from year to year, although revisions are made to the core annually. Changes are implemented at the beginning of each interviewing year. Revisions to the core over the years have included modifications in question wording, inclusion of new questions or exclusion of previously asked questions, changes in skip patterns, and changes in the order in which questions were asked. Some changes have been relatively minor, such as changes in the wording of introductory statements. Starting in 1992 CDC implemented a "rotating core" strategy, allowing some core questions to appear on the questionnaire in alternate years only. The second component of the questionnaire consists of a series of topical modules developed by the CDC. States have the option of adding as many modules as they wish to the core questionnaire each year. California has used several of the CDC modules, although the same modules have not been used consistently across all years of the survey.

The final component of the questionnaire consists of questions designed and administered by individual states to address issues of local concern. These have been revised annually in California to address the needs of as many programs as possible. Because all three components of the questionnaire have been modified since the first survey in 1984, questions should be reviewed carefully by researchers before undertaking analyses of these data.

Participants in the California BRFSS are asked about a wide variety of behaviors such as seat belt use, exercise, weight control, diet, tobacco and alcohol consumption, utilization of cancer screening procedures and other preventive measures. They also are asked for basic demographic information such as age, race/ethnicity, marital and employment status, household income and education. Participation in the BRFSS is completely voluntary and anonymous. The time constraints of a telephone interview have limited the number of questions that can be placed on the survey in any one year. In addition, there are skip patterns within the instrument, based on the sex, age and reported behaviors of the participant (e.g., smoking), so that in some cases a completed interview may consist of fewer than one hundred questions.

Interview procedures

Interviews are conducted by trained interviewers following standardized procedures developed by CDC. In general, interviews are conducted during weekday evenings and on weekends throughout the calendar year (month of interview is available as a variable in the datasets, See Part II: SAS Dataset Data Dictionary), although some interviews are conducted during weekday business hours. 2014 was an unusual year as there was a change in data collection contactor

and so data was collected from July 2014 through January 2015. The average interview takes approximately 45 minutes to complete. In 1984, 99 interviews were completed per month in California. This has gradually increased, with the 2014 having a monthly sample size of 1358 interviews, however 2014 was a unique year for California as the BRFSS was conducted only during the second half of the year, as the responsibility for the BRFSS transitioned from PHI to PHSRP. In addition, as noted in the Introduction of this document, starting in 2014 the total number of interviews reported include core BRFSS interviews completed by others states of cell phone respondents living in California with phone numbers originating from other states.

Interviewers recorded responses with paper and pencil until May 1985, when the Computer-Assisted Telephone Interview (CATI) system was fully implemented. Using the CATI system, interviewers read questions as they are displayed on a computer screen. Responses are keyed directly into the computer. Automatic data editing and coding programs prevent invalid responses from being entered and greatly increase the accuracy and speed of data entry. In addition, the interview process is facilitated by automatically skipping questions based on prior responses, so that, for example, men are not asked questions about Pap tests.

Sample selection

BRFSS sample is currently provided to California by the CDC which determines and conducts the sampling methodology, and the CDC provides information about the sample design on their BRFSS website each year.² The BRFSS uses a dual-frame sampling design, with both cell and landline random-digit dial components. Prior to 2012, the BRFSS included only a landline random-digit dial component. Survey design variables provide information about sample selection methods and should be incorporated into design-based analyses using CA BRFSS data; see Part VI: Weights for more information. Some sampling selection methods of previous years are discussed below.

From 1984 through 1993, BRFSS participants were selected using the Waksberg method³, a multi-stage cluster sampling technique designed to generate a random sample of all California households with telephones. Prior to beginning data collection each year, the CDC provided California with a sampling frame of several thousand 10-digit telephone numbers. This frame was drawn from the universe of all 10-digit telephone numbers beginning with a valid 6 digit area code-prefix combination. Telephone numbers with area codes and prefixes from heavily populated areas of the state appeared more frequently in the sampling frame than those from sparsely populated areas, so that the probability of selecting any number was proportionate to the relative size of the population of the geographic region in which that number was found.

Seven to ten days before the start of each interviewing month, several hundred telephone numbers were selected at random from the sampling frame. These numbers received screening telephone calls, during which an interviewer confirmed that the number reached corresponded to the number listed in the frame, and asked if the number was located in a residence. All non-residential numbers were eliminated from the sampling frame. Numbers also were eliminated if no disposition could be obtained for them after four different attempts were made to obtain an answer at the number.

² www.cdc.gov/brfss/annual_data/annual_data.htm. Documentation available for each year of data collection.

³ Waksberg, J.S. Sampling methods for random digit dialing. *J Am Stat Assoc.* 1978; 73:40-46.

Part I: BRFSS Technical Report

Primary sampling units (PSUs) were created from the first 8 digits of each of the screened residential telephone numbers, so that each PSU consisted of a block of 100 10-digit telephone numbers (xxx-yyy-aabb=standard 10 digit telephone number; xxx=area code, yyy=prefix, aabb=4 digit suffix; xxx-yyy-aa00 through xxx-yyy-aa99=PSU). Within each PSU, the telephone number originally used to contact a household for screening purposes became the first number to be called. Thereafter, a random two-digit number was selected without replacement from the remaining available numbers in the PSU. This two-digit number was appended to the eight-digit PSU number for a complete telephone number to contact. This replacement process continued until three completed interviews were obtained or all possible numbers in the PSU were exhausted.

During 1992, a methodological study was undertaken to compare the characteristics of the random digit dial (RDD) sample described above with a screened RDD sample purchased from a commercial sampling firm. Prior to testing for differences between samples, the variance estimates calculated for the Waksberg sample were corrected to adjust for the design effect introduced through the multi-stage cluster sample. Demographic and behavioral characteristics were compared to determine if bias was introduced in the process of selecting and screening the purchased sample. It was determined that the screening process used in developing the purchased sample did not produce a biased sample of adult Californians living in households with telephones. The screened RDD sample also was more cost-effective and efficient than samples generated by the Waksberg method. Additionally, when using samples derived from a screened RDD, standard statistical packages can be used to calculate variance and other sample statistics.

California began using a screened RDD sample purchased from a commercial sampling firm for the 1994 BRFSS, and has continued to use this method in BRFSS from 1994 through present. The current firm is Marketing Systems Group (MSG) which CDC uses to provide California with the sample.

Respondent selection

Prior to 2012, only persons living in households were eligible to participate in the survey. Beginning in 2012 and beyond, persons living in either households or college housing were eligible to participate, and survey screener questions were updated. If a potential respondent indicated he or she did not live in a household, a follow-up question was asked to determine if he or she lived in college housing. If the person lived in college housing, the person who answered the phone was considered the selected respondent. Other than this change, the respondent selection methods for those living in households have been similar from 1984 to present.

In the landline sample, once a household is reached, all persons living in the household aged 18 years or older are eligible to participate in the survey. If more than one member of the household is eligible, one person is selected at random (using a computer-generated random selection algorithm based on the number of adults in the household and the last digit of time of the interview) to become the respondent. If the person selected is not available, an appointment is made to conduct the interview at a different time or on another day. Once a respondent is selected no other household member can be selected, even if it is not possible to obtain an interview from the selected respondent.

The 2013 BRFSS included a cell phone random-digit dial frame. For the cell phone sample, respondent selection was conducted differently compared to the landline sample. In the cell phone sample, the selected respondent was always the respondent who answered the cell phone and self-identified as the primary user of the cell phone.

Part I: BRFSS Technical Report

In order to maximize the representativeness of the sample, standardized procedures are followed for calling back numbers which ring with no answer or give a busy signal, or for encouraging selected respondents who are reluctant to participate. Each time a number is called, a record is kept of the outcome of the phone call. Numbers are not called back only when it is determined that: 1) a telephone number is non-working or assigned to a business; 2) there is no eligible respondent in the household, or; 3) the selected respondent is unavailable during the time period of the survey, is unable to complete the interview due to a language barrier (surveys are currently conducted in English and Spanish), or has some impairment that prevents him or her from communicating over the telephone.

Respondents who refuse to participate are not eliminated immediately; in an effort to persuade them to cooperate, they receive a second call after a 2 to 5 day "cooling off" period. If a second refusal comes from a household member other than the respondent, or if the interviewer or supervisor believes that the respondent might change his or her mind after a second refusal, a third call is made to the household a day or two after the second refusal. A number is eliminated if this third call results in a refusal. Telephones that ring with no answer, give a busy signal, or are picked up by an answering machine are eliminated after 10-15 attempts, for landline numbers, and 6-8 attempts, for cell phone numbers, to reach them, with at least one call each during a day, evening, and weekend shift.

Through 2013, respondents who did not provide their sex, age, and race/ethnicity were not allowed to continue with the survey and were, therefore, not included in the final dataset. Responses for sex, age, and race/ethnicity are required to calculate survey weights.

Weighting Procedures

As discussed below in "Representativeness of the Sample", the age, race, and sex characteristics of the BRFSS sample differ to some extent from the age, race, and sex characteristics of the California population. Weighting adjustments are used to compensate for this discrepancy. Prior to performing analyses on the BRFSS data, the sample should always be weighted so that its age, race, and sex composition corresponds to that of the California population. Weights that adjust for age, race, and sex have been calculated for all years for the BRFSS sample, and are discussed in Part VI: Weights.

Response rates

Response rates measure how successful a survey has been in reaching selected respondents. Two rates are calculated for the BRFSS, an "upper-bound" rate and a CASRO (Council of American Survey Research Organizations) rate. Since 2002, response rates are produced according to the American Association of Public Opinion Research (AAPOR) guidelines.

In 2013, calling protocols were revised using the revised protocol from CDC. Due to this change, response rates in 2013 are markedly higher, as compared to 2012. Historically, changes in response rates have been observed before due to protocol changes. For example, during the 1998 survey year, it was decided that refusals should be accepted only from adult household members in enumerated households. Implementing this revised policy resulted in an increase in response rates. During the 2000 survey, it was decided to revert to the original policy, therefore the response rates were lower. In addition, CDC revised the protocol for assigning disposition codes in 2001 and again in 2012, which led to changes in the response rate formulas and resulting changes in response rates.

Part I: BRFSS Technical Report

The upper-bound cooperation response rate presented is based on AAPOR formula 4. Additional AAPOR response rates are available on request. The upper-bound response rate indicates the proportion of eligible households contacted which resulted in a completed interview.

Year	Upper Bound	Year	Upper Bound	Year	Upper Bound	Year	Upper Bound
1987	77%	1995	70%	2003	69%	2011	58%
1988	80%	1996	66%	2004	70%	2012	53%
1989	83%	1997	65%	2005	66%	2013	77%
1990	82%	1998	75%	2006	65%	2014	54%
1991	81%	1999	82%	2007	59%	2015	70%
1992	84%	2000	66%	2008	57%	2016	77%
1993	79%	2001	72%	2009	59%	2017	82%
1994	76%	2002	71%	2010	59%	2018	73%

The CASRO response rate is based on AAPOR formula 4, and assumes that some numbers that could not be reached represent eligible households. The CASRO rate for the California BRFSS has varied since 1987, when the CDC began CASRO rate calculations.

Year	CASRO	Year	CASRO	Year	CASRO	Year	CASRO
1987	43%	1995	52%	2003	39%	2011	36%
1988	57%	1996	47%	2004	39%	2012	29%
1989	64%	1997	48%	2005	38%	2013	42%
1990	62%	1998	53%	2006	37%	2014	27%
1991	60%	1999	58%	2007	35%	2015	39%
1992	62%	2000	47%	2008	34%	2016	37%
1993	64%	2001	28%	2009	43%	2017	44%
1994	58%	2002	43%	2010	41%	2018	43%

The Dataset

Each year a dataset is created containing information from all the BRFSS interviews collected during that calendar year. Each quarter, before the data are added to the annual database, they are checked extensively for possible errors. Any suspicious or out-of-range values are compared to the respondent's original answers. The sample size for each year is presented below.

Year	Sample size	Year	Sample size	Year	Sample size	Year	Sample size
1984	1,086	1993	3,610	2002	4,388	2011	17,525
1985	1,369	1994	3,999	2003	4,439	2012	14,043
1986	1,569	1995	4,046	2004	4,663	2013	11,214
1987	1,784	1996	4,003	2005	6,098	2014	8,832
1988	2,462	1997	4,063	2006	5,692	2015	12,601
1989	2,398	1998	4,045	2007	5,718	2016	11,393
1990	2,701	1999	4,149	2008	11,640	2017	9,357
1991	2,995	2000	4,017	2009	17,539	2018	11,919
1992	3,982	2001	4,188	2010	17,955		

Prior to 2014, PHI produced the dataset using only the interviews they conducted with California residents, but did not include cell phone data provided to the state by the CDC of respondents

Part I: BRFSS Technical Report

with cell phone numbers from other states but living in California. Starting in 2014, PHSRP is including this data in the datasets and in the sample size numbers listed above. Interviews conducted with cell phone respondents with a California cell phone number but residing in other states are not included; those data were provided to the CDC for distribution to the states of residence.

Table I shows the distribution of the cumulative sample by age, race, and sex before weighting. In Table 1 and in the remainder of this report, "White" refers to non-Hispanic Whites, "Hispanic" refers to those persons who indicated that they were of Hispanic or Latino origin regardless of race, "Black" refers to those persons who stated that their race was non-Hispanic African American or Black, and the categories "Asian/Other" refer to non-Hispanic Asian, non-Hispanic Pacific Islander, non-Hispanic American Indian, non-Hispanic Alaska Native, and other racial/ethnic groups combined.

Table I: Sample by Age, Race, and Sex (Cumulative 1984-2018)

Sex	Race/Ethnicity	Age Categories						Don't know/ Refused*	Total
		18-24	25-34	35-44	45-54	55-64	65+		
Male	White	3,708	7,361	9,308	10,876	11,628	17,092	135	60,109
	Black	427	729	826	911	852	857	12	4,614
	Hispanic	3,421	5,784	5,796	4,419	2,943	2,299	36	24,698
	Asian/Other	1,253	2,126	2,110	1,609	1,228	1,131	48	9,505
	Don't know/ Refused*	15	52	43	20	39	44	46	259
	Male Subtotal		8,824	16,052	18,083	17,835	16,689	21,423	277
Female	White	3,625	8,610	11,729	13,997	15,914	27,285	131	81,291
	Black	576	1,248	1,298	1,259	1,185	1,393	12	6,971
	Hispanic	3,530	8,166	8,157	5,690	3,874	3,808	40	33,265
	Asian/Other	1,086	2,084	2,258	1,767	1,406	1,445	47	10,093
	Don't know/ Refused*	8	26	22	21	26	44	26	173
	Female Subtotal		8,825	20,124	23,464	22,734	22,405	33,975	256
Total		17,649	36,176	41,747	40,569	39,094	55,398	533	231,199

*Beginning in 2014, respondents were allowed to participate in the survey when answering "don't know" or "refused" to race/ethnicity and age and in 2017 they could answer "don't know" or refuse the sex question.

Representativeness of the Sample

Through the sampling process described above, California attempts to collect interviews from a random sample that is representative of the population of the state. In an effort to assess the degree to which the composition of the sample matches the actual demographic composition of the state, the sample has been compared to the 2010 Current Population Survey for California (CPS) or to data from the Department of Finance (DOF) population estimates on several important variables. These include race and ethnicity, sex, educational level, household income, and age.

Figure 1 compares the racial/ethnic distribution of the 2018 unweighted BRFSS sample with the California population estimated racial/ethnic group distribution in the 2010 Census Summary Tables. The number of interviews with each race closely approximates the 2010 census numbers with minor deviations for Whites and Asian/Others. Whites and Hispanics are overrepresented in the sample by 2% and 1.4% respectively, Blacks underrepresented by 2%, and Asian/other ethnic groups are under-represented by 4%.

Figure 1: Distribution of Race/Ethnicity
2018 BRFSS Sample vs. 2010 California Population⁴

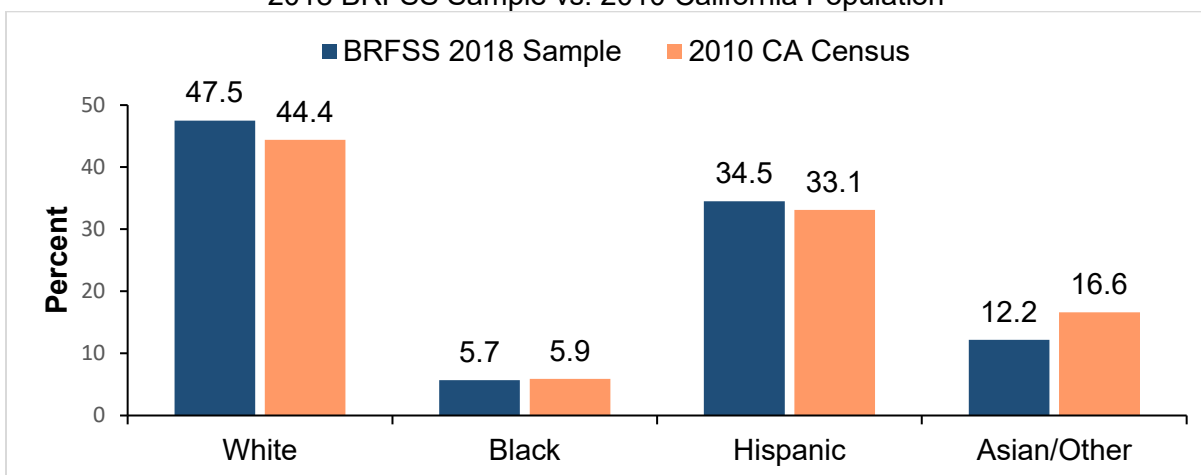


Table II and Figure 2 compare the sex-specific racial/ethnic distribution of the 2018 unweighted BRFSS sample with the distribution of the 2010 California population. The expected number of interviews in Table II is calculated by multiplying the actual number of interviews conducted within a given racial/ethnic group by the race-specific sex distribution in the California population. Figure 2 presents the percent difference between observed and expected sample size by race and sex. Males are over-represented slightly overall by 3.8% with females under-represented by a similar amount. Looking at sex representation broken down by race, sex is represented best in Hispanics with only a 0.2% deviation from expectations given population estimates. Males are slightly over-represented among whites (2.1%) while females are slightly over-represented among blacks (5.0%). The Asian/Other category is the only race category where sex is not represented well in the unweighted data with females under-represented by 19.9% and males over represented by 21.7%.

Table II: Sex and Race Distribution of 2018 BRFSS Sample Compared to 2010 CA Population Estimate⁴

Race/ Ethnicity*	Sex	BRFSS 2018		CA		Net Difference	Proportional Difference
		Sample		2010Estimates	Expected		
Total	Male	51.1%	6,005	49.2%	5,786	219	3.8%
	Female	48.9%	5,755	50.8%	5,974	-219	-3.7%
White	Male	50.4%	2,819	49.4%	2,762	57	2.1%
	Female	49.6%	2,772	50.6%	2,829	-57	-2.0%
Black	Male	46.3%	310	48.9%	327	-17	-5.2%
	Female	53.7%	359	51.1%	342	17	5.0%
Hispanic	Male	50.2%	2,040	50.3%	2,044	-4	-0.2%
	Female	49.8%	2,023	49.7%	2,019	4	0.2%
Asian/ Other	Male	58.2%	836	47.8%	687	149	21.7%
	Female	41.8%	601	52.2%	750	-149	-19.9%

*Calculations for this table do not include respondents who refused the race/ethnicity.

⁴ State of California, Department of Finance, California State Center, Census 2010 Summary File 1, Adults ages 18 and older.

Figure 2: Expected Sample Size Difference by Gender
2018 BRFSS Sample vs. 2010 California Population⁵

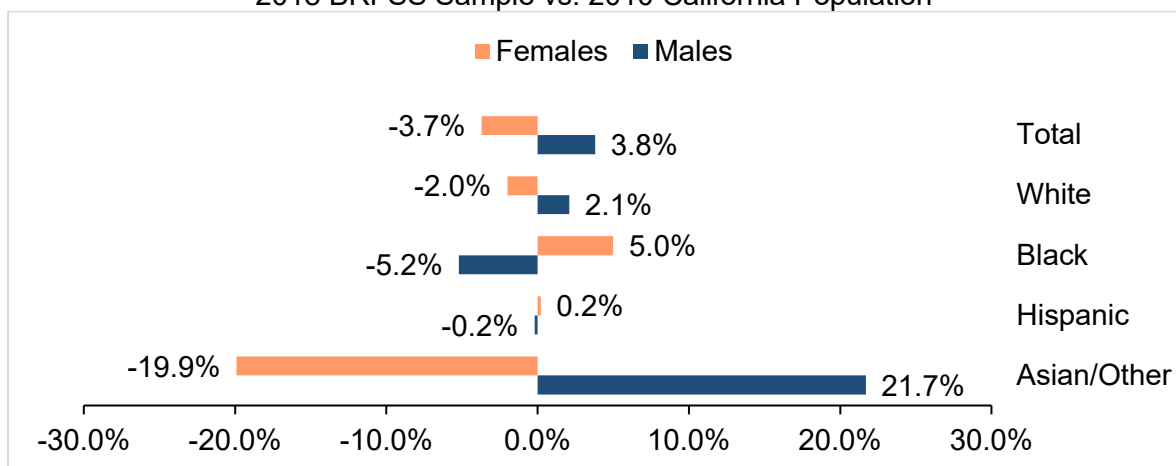


Table III shows the distribution of educational level among adults aged 25 and older, comparing the current BRFSS sample (unweighted) to data from the 2010-2011 California Current Population Survey (CPS). Comparisons of the BRFSS should be interpreted with caution, since the CPS is weighted to national estimates of age, gender, race, Hispanic origin, and family equalization⁶. Comparisons of educational level should also be interpreted with caution, due to wording differences in the categories.

Table III: Education Level among Adults (Age 25+) in 2018 BRFSS vs. 2010-2011 CA Current Population Survey

Education	Race/Ethnicity									
	White		Black		Hispanic		Other*		Don't know/ Refused**	
	BRFSS	CPS	BRFSS	CPS	BRFSS	CPS	BRFSS	CPS	BRFSS	CPS
Not a HS Grad	2.1%	5.0%	4.9%	9.2%	40.7%	40.5%	3.6%	10.5%	1.8%	--
HS Grad or GED	14.6%	21.1%	21.8%	27.3%	23.1%	27.9%	11.6%	19.0%	12.3%	--
Some College	28.1%	31.3%	36.8%	36.5%	17.6%	20.0%	19.1%	22.2%	29.8%	--
College Grad	31.4%	26.5%	22.7%	19.2%	12.6%	8.6%	37.2%	33.9%	36.0%	--
Post Grad	23.6%	16.0%	13.4%	7.9%	5.8%	2.9%	28.3%	14.4%	19.3%	--
Don't know/ Refused/ Missing***	0.2%	--	0.4%	--	0.2%	--	0.3%	--	0.9%	--
Total	100%	100%	100%	100%	100%	100%	100%	100%	100%	--

* CPS category includes only Asian and Pacific Islander. Other category estimated from CPS totals.

** Beginning in 2014, respondents were allowed to participate in the survey when answering “don’t know” or “refused” to race/ethnicity.

*** Education is missing because out of state resident CA cell phone respondents (included in 2014 for the first time) do not answer the CA education question.

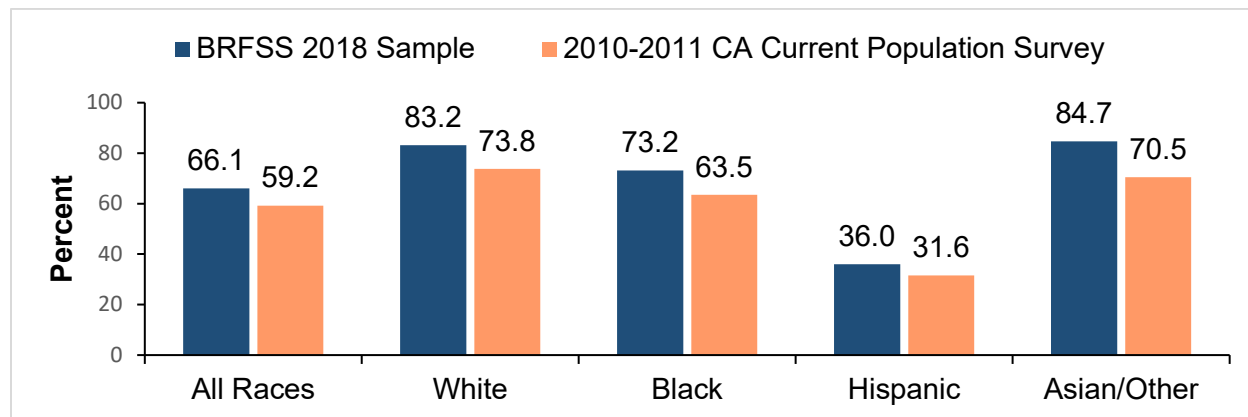
Figure 3 compares the 2018 BRFSS sample (unweighted) to the CPS data only for those persons aged 25 or older who have had some college education, obtained a college degree, or obtained an advanced degree. As this figure shows, the BRFSS sample has a larger proportion of more

⁵ State of California, Department of Finance, California State Center, Census 2010 Summary File 1, Adults ages 18 and older.

⁶ The family equalization procedure categorized adults into seven groups based on sex and household composition. See “Technical Paper 63RV: Current Population Survey – Design and Methodology,” issued March 2002, page 99.

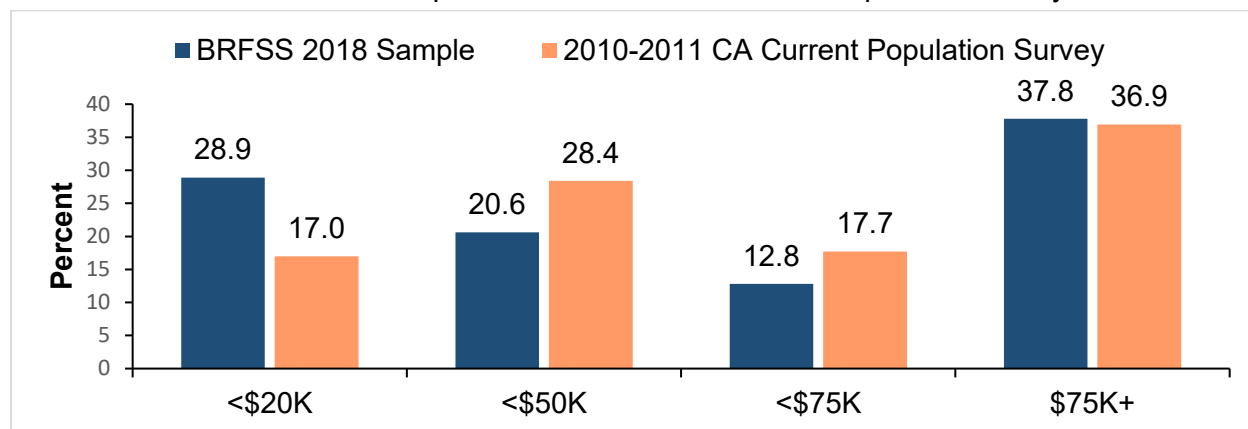
highly educated persons across most racial/ethnic groups than would be expected given their proportions in the population. The discrepancy is proportionally greatest among Asians/others.

Figure 3: Percent of Adults (Age 25+) with at Least Some College Education
2018 BRFSS Sample vs. 2010-2011 CA Current Population Survey⁷



Analyses comparing the 2018 BRFSS annual income distribution to population-based income distributions are difficult because approximately 7 percent of the BRFSS respondents declined to provide their household income, and 4 percent of the BRFSS respondents reported that they do not know their household income. Figure 4 compares the household income distribution of the unweighted BRFSS sample to the 2010-2011 CPS (reporting 2010 household income), excluding those who said they did not know their household income or who refused to answer the question. Income data were aggregated to reflect the CPS income categories available. The most dramatic difference is at the lower levels of household incomes where the proportion sampled was higher than the population estimates. Those making less than \$20,000 comprised 28.9% of the sample but only 17% of the population, while those making between \$20,000 and \$50,000 comprised 20.6% of the sample but only 28% of the population.

Figure 4: Distribution of Household Income
2018 BRFSS Sample vs. 2010-2011 CA Current Population Survey⁷



⁷ 2010-2011 CA Current Population Survey (2010 reported education and income).

Figures 5 and 6 compare the age distribution of the unweighted 2018 BRFSS sample to the 2010 California population for men and women. The younger age groups below age 49 are underrepresented in both males and females, particularly 18-34 year old females (23.7% vs. 34.5%). Additionally, both men and women aged 65 and older are the most over-represented, again particular among women (25.3% vs. 13.4%).

Figure 5: Distribution of Age for Males
2018 BRFSS Sample vs. 2010 California Population⁸

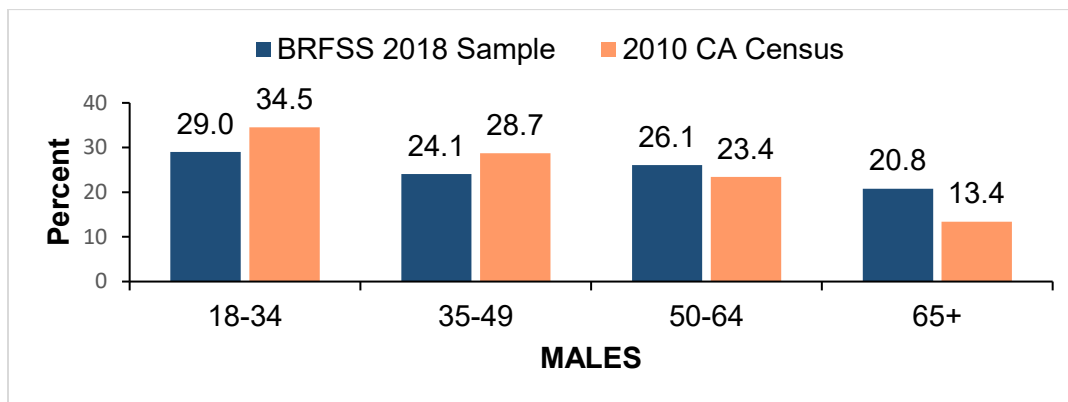
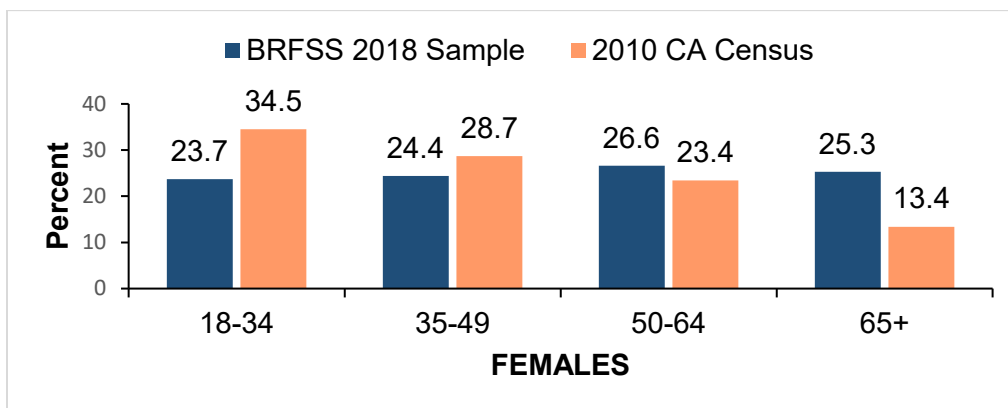


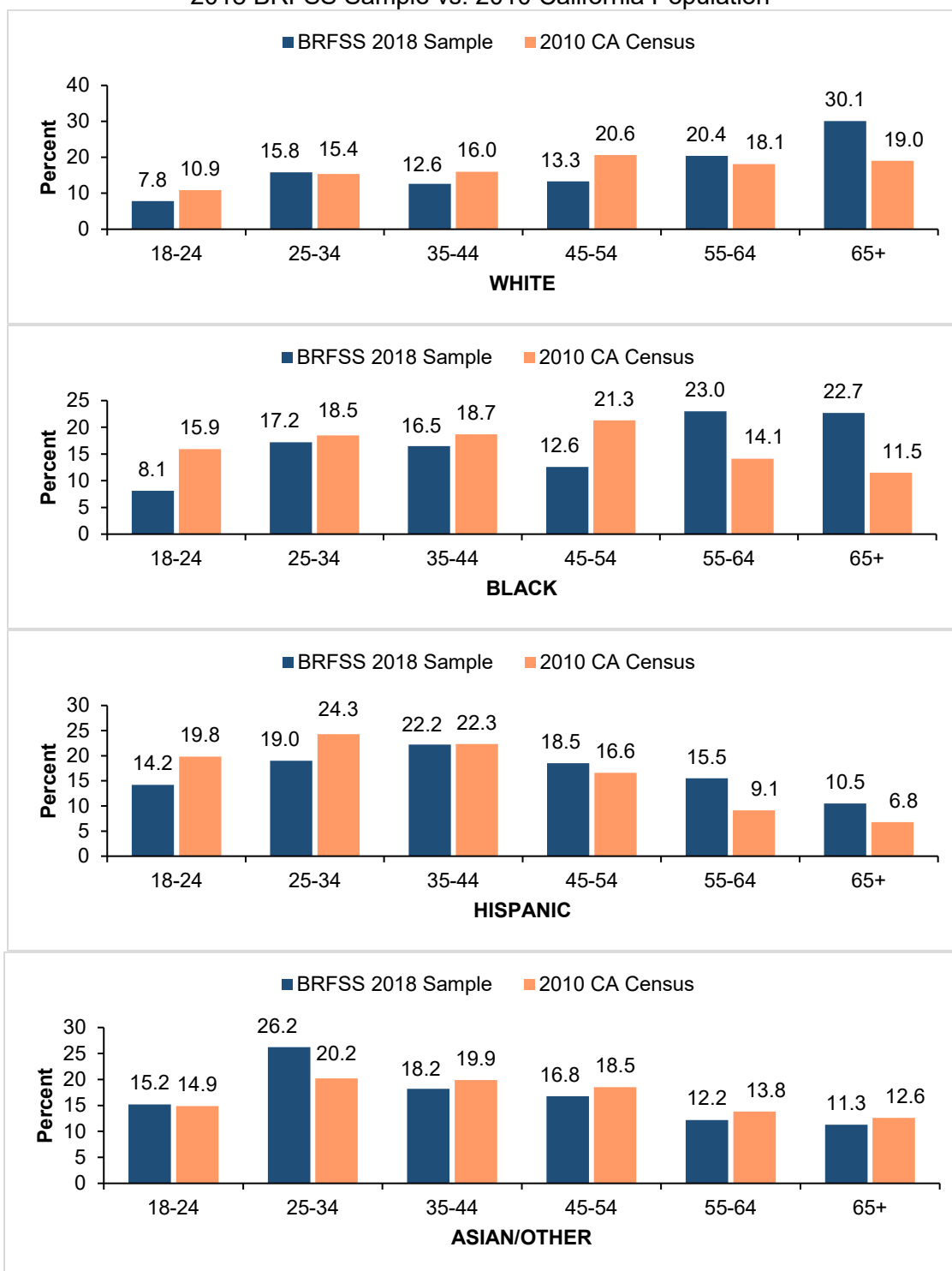
Figure 6: Distribution of Age for Females
2018 BRFSS Sample vs. 2010 California Population⁸



Figures 7 and 8 compare the age distribution by race and sex for the unweighted 2018 BRFSS sample and the 2010 California population. In Figure 7, younger men (ages 18 to 34) are underrepresented among all groups except Asian/Other, while men aged 55 and older are over represented among all race groups except Asian/Other. Figure 8 shows this exact trend in females as well.

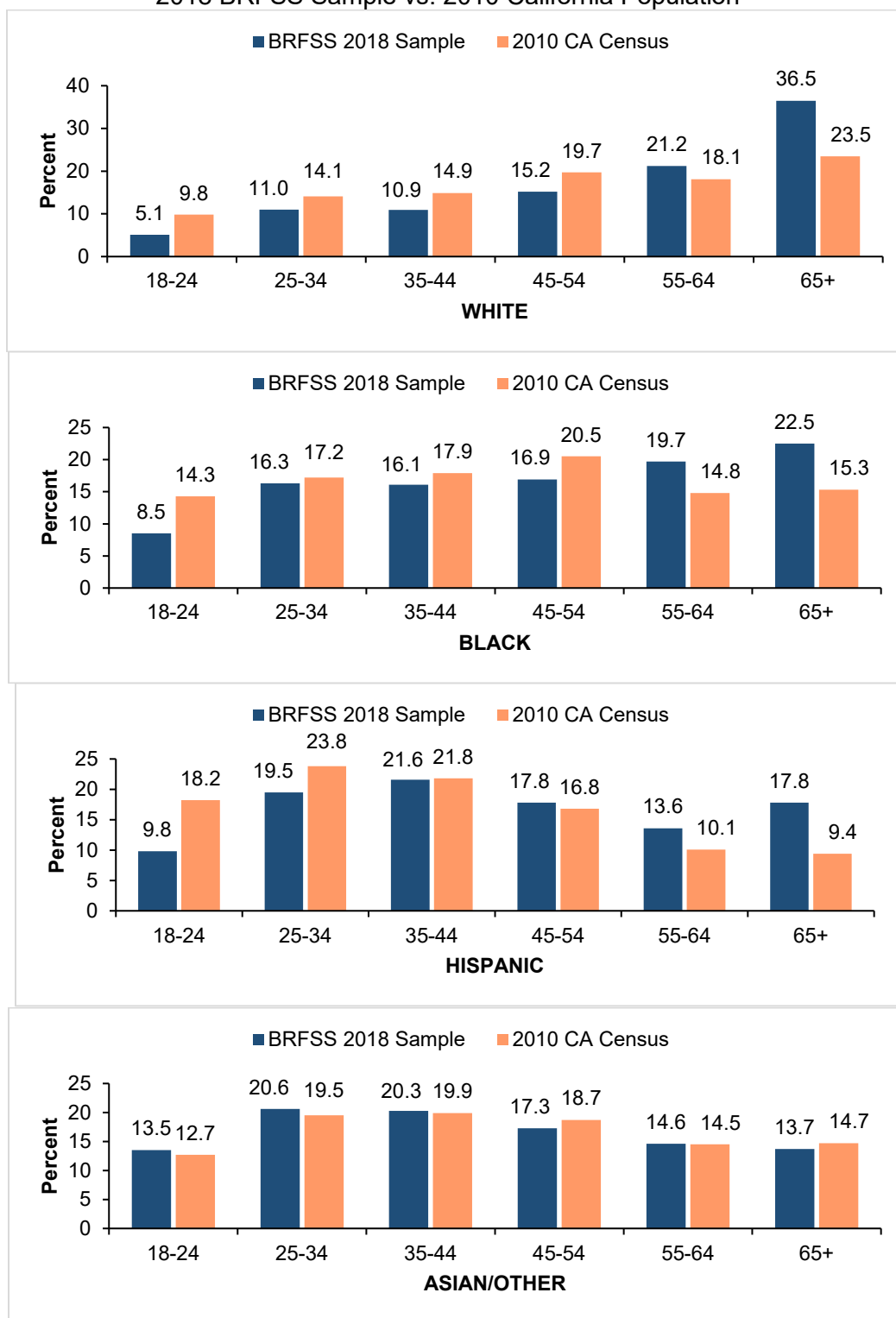
⁸ State of California, Department of Finance, California State Center, Census 2010 Summary File 1, Adults ages 18 and older.

Figure 7: Distribution of Age by Race/Ethnicity for Males
 2018 BRFSS Sample vs. 2010 California Population⁹



⁹ State of California, Department of Finance, California State Center, Census 2010 Summary File 1, Adults ages 18 and older.

Figure 8: Distribution of Age by Race/Ethnicity and Sex for Females
 2018 BRFSS Sample vs. 2010 California Population¹⁰



¹⁰ State of California, Department of Finance, California State Center, Census 2010 Summary File 1, Adults ages 18 and older.

PART II: SAS DATASET DATA DICTIONARY

The cumulative BRFSS datasets, which were collected from 1984 – 2018, contain data from interviews with 219,279 randomly selected California adults. The number of interviews conducted varies each year and the survey instrument was modified annually. Information on the years during which specific variables are available is provided in the table, including raw, calculated, and weight variables. Variables listed below with ** are suppressed from public use dataset to preserve confidentiality, and those listed with *** are suppressed from public use dataset for counties with less than 100,000 population to preserve confidentiality.

In addition to the years each variable is available, the raw variable and calculated tables below also contain response format. The format for continuous variables which contain special values (e.g., 99=REFUSED) are identified with roman numerals, which are explained in Part III: Coding for Continuous Variables. Other formats referenced below (e.g., OFTENC.) are explained in Part IV: Categorical Variable Formats. Variables with no specified format are either character strings or numeric with no special values; i.e., all missing values are coded as ‘.’ on the SAS dataset.

Variables listed by subject group (e.g., Access to Health Care), are found in Part V: Index to Variable Names by Subject. Additional information on weight variables and calculated variables are found in Part VI: Weights and Part VII: Calculated Variables and should be consulted prior to using the dataset.

VARIABLE	TYPE	FORMAT	YEAR	LABEL
ACEADLH2	NUM	OFTENC.	2011	BEFORE AGE 18: HOW OFTEN PARENT OR ADULT IN YOUR HOME EVER BEAT EACH OTHER UP
ACEADLHT	NUM	OFTENC.	2008-2009, 2013, 2015, 2017	BEFORE AGE 18: PARENT OR ADULT IN YOUR HOME EVER BEAT EACH OTHER UP
ACEALC	NUM	YESNO.	2008-2009, 2011, 2013, 2015, 2017	BEFORE AGE 18: LIVE WITH A PROBLEM DRINKER OR ALCOHOLIC
ACEDEPRS	NUM	YESNO.	2008-2009, 2011, 2013, 2015, 2017	BEFORE AGE 18: LIVE WITH ANYONE WHO WAS DEPRESSED, MENTALLY ILL, OR SUICIDAL
ACEDRGS	NUM	YESNO.	2008-2009, 2011, 2013, 2015, 2017	BEFORE AGE 18: LIVE WITH SOMEONE WHO USED DRUGS OR ABUSED PRESCRIPTION MED
ACEDVRCE	NUM	ACEDVRCE.	2008-2009, 2011, 2013, 2015, 2017	BEFORE AGE 18: WERE PARENTS SEPARATED OR DIVORCED BECAUSE OF MARITAL PROBLEMS
ACEHTKD2	NUM	OFTENC.	2011	BEFORE AGE 18: HOW OFTEN DID PARENT OR ADULT IN HOME EVER HIT, BEAT, KICK, OR PHYSICALLY HURT YOU
ACEHTKDS	NUM	OFTENC.	2008-2009, 2013, 2015, 2017	BEFORE AGE 18: DID PARENT OR ADULT IN HOME EVER PHYSICALLY ABUSE YOU
ACEINSL2	NUM	OFTENC.	2011	BEFORE AGE 18: HOW OFTEN DID PARENT OR ADULT IN HOME EVER SWEAR AT YOU, INSULT YOU OR PUT YOU DOWN
ACEINSLT	NUM	OFTENC.	2008-2009, 2013, 2015, 2017	BEFORE AGE 18: DID PARENT OR ADULT IN HOME EVER VERBALLY ABUSE YOU
ACEJAIL	NUM	YESNO.	2008-2009	BEFORE AGE 18: LIVE WITH SOMEONE CONVICTED OF A CRIME AND SENTENCED TO SERVE TIME

Part II: SAS Dataset Data Documentation

VARIABLE	TYPE	FORMAT	YEAR	LABEL
ACEJAIL2	NUM	YESNO.	2011, 2013, 2015, 2017	BEFORE AGE 18: LIVE WITH SOMEONE WHO SERVED TIME OR WHO WAS SENTENCED TO SERVE TIME IN PRISON
ACENGLCT	NUM	YESNO.	2008-2009, 2013	BEFORE AGE 18: DID PARENT OR GUARDIAN FAIL TO PROVIDE FOR YOUR BASIC NEEDS
ACESEX	NUM	OFTENC.	2011, 2013	BEFORE AGE 18: HOW OFTEN DID ANYONE AT LEAST 5 YEARS OLDER THAN YOU FORCE YOU TO HAVE SEX
ACESXABU	NUM	YESNO.	2008-2009	BEFORE AGE 18: DID ADULT OR ANYONE AT LEAST 5 YEARS OLDER THAN YOU EVER SEXUALLY ABUSE YOU
ACETCHT	NUM	OFTENC.	2011, 2013	BEFORE AGE 18: HOW OFTEN DID ANYONE AT LEAST 5 YEARS OLDER THAN YOU TRY TO MAKE YOU TOUCH THEM SEXUALLY
ACETCHU	NUM	OFTENC.	2011, 2013, 2015, 2017	BEFORE AGE 18: HOW OFTEN DID ANYONE AT LEAST 5 YEARS OLDER THAN YOU EVER TOUCH YOU SEXUALLY
ACUPUN	NUM	YESNO.	2001	HAD ACUPUNCTURE IN PAST 12 MONTHS
ACUPUNFP	NUM	YESNO.	2001	WAS ACUPUNCTURE FOR ARTHRITIS
ADDBARI	NUM	YESNO.	2012-2014	BECAUSE OF BLOOD STOOL TEST HAD: A BARIUM ENEMA
ADDBLST	NUM	YESNO.	2012-2014	BECAUSE OF BLOOD STOOL TEST HAD: ANOTHER BLOOD STOOL TEST
ADDCOLO	NUM	YESNO	2012-2014	BECAUSE OF BLOOD STOOL TEST HAD: A COLONOSCOPY
ADDCTCOL	NUM	YESNO.	2012-2014	BECAUSE OF BLOOD STOOL TEST HAD: CT COLONOGRAPHY/VIRTUAL COLONOSCOPY
ADDSALT	NUM	ADDSALT.	1984-1988, 2010	HOW OFTEN DO YOU ADD SALT TO YOUR FOOD AT THE TABLE
ADDSIGM	NUM	YESNO.	2012-2014	BECAUSE OF BLOOD STOOL TEST HAD: A SIGMOIDOSCOPY
ADDSURG	NUM	YESNO.	2012-2014	BECAUSE OF BLOOD STOOL TEST HAD: SURGERY
**ADLTCALL	NUM	YESNO.	2006-2018	WILLING TO DO ADULT ASTHMA FOLLOW-BACK SURVEY
ADVATRCT	NUM	SMKBRAND.	2009-2015	CIG BRAND AD ATTRACT MOST ATTENTION
ADVDOBC	NUM	YESNO.	2014-2015	COUPONS FOR TOBACCO
ADVTOBA	NUM	YESNO.	2013-2015	FREE SAMPLES OF TOBACCO
ADVTOBB	NUM	YESNO.	2013-2015	TOBACCO AT SALE PRICES
ADVTOBD	NUM	YESNO.	2013-2015	SPECIAL PROMOTIONS FOR TOBACCO PRODUCTS: BOGO, FREE OFFERS
AFDC	NUM	YESNO.	2004-2009	RECEIVED WELFARE LAST 12 MONTHS
AFRDMEAL	NUM	TRUEFALB.	2003-2013	COULD NOT AFFORD TO EAT BALANCED MEALS
AGE	NUM	XXXIV.	1984-2018	REPORTED AGE IN YEARS
AIDSCLSS	NUM	YESNO.	1990-1992	LET CHILD IN CLASS WITH AIDS VIRUS
AIDSCOOK	NUM	YESNO.	1990-1992	WOULD EAT WHERE COOK HAS AIDS VIRUS
AIDSDON	NUM	YESNO.	1994-2000	DONATED BLOOD SINCE MARCH 1985
AIDSDRUG	NUM	YESNO.	1990-1992	DRUG TO LENGTHEN LIFE OF AIDS INFECTED
AIDSGRAD	NUM	IX.	1990-1992	GRADE TO BEGIN AIDS EDUCATION IN SCHOOL
AIDSGRD2	NUM	XXI.	1994	GRADE AIDS EDUCATION SHOULD BEGIN
AIDSGRD3	NUM	AIDGRD.	1995-1997	GRADE AIDS EDUCATION SHOULD BEGIN
AIDSGRD4	NUM	AIDGRD.	1998-2000	GRADE AIDS EDUCATION SHOULD BEGIN
AIDSHIV	NUM	YESNO.	1990-1992	HEARD AIDS VIRUS CALLED HIV

Part II: SAS Dataset Data Documentation

VARIABLE	TYPE	FORMAT	YEAR	LABEL
AIDSTEST	NUM	YESNO.	1993	EVER TESTED FOR AIDS
AIDSTST2	NUM	YESNO.	1994	EVER TESTED FOR AIDS VIRUS
AIDSTST3	NUM	YESNO.	1995-1997	EVER TESTED FOR HIV
AIDSTST4	NUM	YESNO.	1998-2000	EVER TESTED FOR HIV (EXCL BLD DONATE)
AIDSTST5	NUM	YESNO.	1998-2000	EVER TESTED FOR HIV
AIDSTST6	NUM	YESNO.	2001	EVER TESTED FOR HIV (EXCL BLD DONATE)
AIDSTST7	NUM	YESNO.	2002-2003	EVER TESTED FOR HIV (EXCL BLD DONATE)
AIDSTST8	NUM	YESNO.	2004-2018	EVER TESTED FOR HIV (EXCL BLD DONATE)
AIDSWELL	NUM	YESNO.	1990-1992	CAN AIDS INFECTED PERSON LOOK/FEEL WELL
AIDSWORK	NUM	YESNO.	1990-1992	WOULD WORK WITH PERSON WITH AIDS VIRUS
AIRALT	NUM	YESNO.	2005	CHANGED ACTIVITY LEVEL/AIR QUALITY INDEX/ALERTS
AIRBAGS	NUM	AGREE.	1991	REQUIRE AIR BAGS ON NEW CARS SOLD IN CA
AIRHRD	NUM	YESNO.	2005	HEARD OF AIR QUALITY INDEX/ALERTS
AIRQUAL	NUM	AIRQUAL.	2005	CHANGED ACTIVITY LEVEL/AIR QUAL AFFECTED HOW YOU FELT
AMD	NUM	YNNA.	2011-2013	EVER TOLD THAT YOU HAD AGE-RELATED MACULAR DEGENERATION
ANGINA	NUM	YESNO.	2005-2018	EVER TOLD YOU HAD ANGINA
ANGINFOL	NUM	YESNO.	2008	HAD ANGINA OR CORONARY HEART DISEASE: DID IT OCCUR IN PAST YEAR
ANTACID	NUM	YESNO.	1992	DO YOU TAKE ANTACIDS
ANTIBOD	NUM	YESNO.	2000	TAKEN ANTIBIOTICS IN PAST 4 WEEKS
ANTITOB	NUM	YESNO.	2009-2018	SEEN ANTI-TOBACCO MESSAGE PAST 30 DAYS
ANXEVER	NUM	YESNO.	2006, 2008, 2010	DR EVER TOLD HAD ANXIETY DISORDER
APPLES	NUM	YESNO.	1989	HAD APPLE, PEAR, DRIED FRUIT YESTERDAY
ARTFND	NUM	YESNO.	2000-2003	EVER CONTACTED ARTHRITIS FOUNDATION
ARTHCORE	NUM	YESNO.	1988	TOLD YOU HAD ARTHRITIS (CORE)
ARTHDR	NUM	YESNO.	2000-2001	CURRENTLY TREATED FOR ARTHRITIS
ARTHED	NUM	YESNO.	2003, 2005, 2007, 2009, 2011, 2013, 2015, 2017	EVER TAKE EDUC COURSE TO MANAGE ARTHRITIS
ARTHPA	NUM	YESNO.	2003, 2005, 2007, 2009, 2011, 2013, 2015, 2017	DR SUGGEST PHYSICAL ACTIVITY FOR ARTHRITIS
ARTHRAIN	NUM	I.	2009, 2011-2013, 2015, 2017	PAST 30 DAYS: HOW BAD WAS YOUR JOINT PAIN ON AVERAGE
ARTHPLAY	NUM	HOWMUCH.	2009, 2011-2013, 2015, 2017	PAST 30 DAYS: HOW MUCH HAS ARTHRITIS INTERFERED WITH NORMAL SOCIAL ACTIVITIES
ARTHTRIT	NUM	YESNO.	1984-1991, 1996, 1998	EVER HAD ARTHRITIS
ARTHTRITB	NUM	YESNO.	2000-2001	EVER TOLD YOU HAVE ARTHRITIS
ARTHTRITC	NUM	YESNO.	2002	EVER TOLD YOU HAVE ARTHRITIS
ARTHTRITD	NUM	YESNO.	2003, 2005, 2007, 2009-2018	EVER TOLD YOU HAVE ARTHRITIS
ARTHTRITDY	NUM	ARTHTRITDY.	2003, 2005, 2007, 2009, 2011	ARTHTRITIS SYMPTOMS TODAY
ARTHTRITDY2	NUM	ARTHTRITDY.	2013, 2015, 2017	ARTHTRITIS SYMPTOMS TODAY
ARTHTRITYPE	NUM	ARTHTRITYPE.	2000	TYPE OF ARTHRITIS

Part II: SAS Dataset Data Documentation

VARIABLE	TYPE	FORMAT	YEAR	LABEL
ARTHWGHT	NUM	YESNO.	2003, 2005, 2007, 2009, 2011, 2013, 2015, 2017	DR SUGGEST LOSING WEIGHT FOR ARTHRITIS
ARTHWORK	NUM	YESNO.	2002	ARTHRITIS/JOINT SYMPT NOW AFFECT WORK
ARTHWRK2	NUM	YESNO.	2003, 2005, 2009, 2011-2013, 2015, 2017	ARTHRITIS/JOINT SYMPTOMS NOW AFFECT WORK
ASBIADVC	NUM	ASBIADVC.	2014, 2017	AT YOUR LAST ROUTINE CHECKUP WERE YOU GIVEN ADVICE ABOUT WHAT LEVEL OF DRINKING IS HARMFUL OR RISKY FOR YOUR HEALTH
ASBIDRNK	NUM	YESNO.	2014, 2017	AT YOUR LAST CHECKUP WERE YOU ASKED IN PERSON OR ON A FORM IF YOU DRINK
ASBILESS	NUM	YESNO.	2014, 2017	AT YOUR LAST CHECKUP WERE YOU ADVISED TO REDUCE OR QUIT DRINKING
ASBIMUCH	NUM	YESNO.	2014, 2017	DID THE HEALTHCARE PROVIDER ASK YOU IN PERSON OR ON A FORM HOW MUCH YOU DRINK
ASBIOCCA	NUM	YESNO.	2014, 2017	DID THE HEALTHCARE PROVIDER ASK YOU SPECIFICALLY WHETHER YOU DRANK (5 FOR MEN/ 4 FOR WOMEN) OR MORE BEVERAGES ON AN OCCASION
ASIA	NUM	YESNO.	2009	LAST 12 MONTHS, CHILD, RELATIVE OR HH MEMBER LIVED IN OR TRAVELED TO ASIAN COUNTRIES
ASIAPRD1	NUM	YESNO.	2010	HAVE YOU OR ANYONE BROUGHT PRODUCTS
ASIAPROD	NUM	YESNO.	2009	HAS ANYONE BROUGHT OR SENT PRODUCTS FROM ASIAN COUNTRIES TO YOUR FAMILY
ASKNOSMK	NUM	YESNO.	2009-2015	EVER ASKED ANYONE NOT SMOKE PAST 12 MOS
ASKRSN2	NUM	ASKRSNB.	2009-2015	PRIMARY REASON ASKED SOMEONE NOT SMOKE
ASKTIMES	NUM	ASKTIMES.	2009-2015	HOW MANY TIMES BEEN ASKED NOT SMOKE
ASKTXT	CHAR		2014-2015	OTHER (SPECIFY) ASKRSN2
ASKWHO	NUM	ASKWHO.	2009-2015	MOST RECENTLY ASKED SOMEONE NOT SMOKE
ASTH12	NUM	YESNO.	1998, 2000	ASTHMA SYMPTOMS IN PAST 12 MONTHS
ASTH12B	NUM	YESNO.	2002, 2004	ASTHMA ATTACK IN PAST 12 MONTHS
ASTH30	NUM	ASTH30B.	2002, 2004	DAYS IN PAST 30 WITH ASTHMA SYMPTOMS
ASTHAGE	NUM	I.	1998, 2001	AGE FIRST HAD ASTHMA
ASTHAGE2	NUM	I.	2002, 2004-2005	AGE FIRST HAD ASTHMA
ASTHAGE3	NUM	I.	2002	NUMBER CHILDREN STILL HAVE ASTHMA
ASTHCOND	NUM	YESNO.	2001, 2005	TOLD DR ASTHMA WORSE DUE TO
ASTHDR	NUM	YESNO.	1998	SYMPTOMS REQUIRED URGENT VISIT TO MD
ASTHDRX	NUM	I.	2002, 2004	VISITED DR/ROUTINE ASTHMA/12 MNTHS
ASTHEMX	NUM	I.	2002, 2004	VISITED ER/URGENT CARE/ASTHMA/12 MNTHS
ASTHEVE2	NUM	YESNO.	2001	EVER TOLD HAS ASTHMA
ASTHEVE3	NUM	YESNO.	2002-2018	EVER TOLD HAD ASTHMA
ASTHEVER	NUM	YESNO.	2000	EVER TOLD HAS ASTHMA
ASTHFOL	NUM	YESNO.	2008	HAD ASTHMA: DID IT OCCUR IN PAST YEAR
ASTHKID	NUM	I.	2001-2002	NUMBER OF CHILDREN WHO EVER HAD ASTHMA
ASTHMA	NUM	YESNO.	1984-1992, 1995-1997	EVER HAD ASTHMA

Part II: SAS Dataset Data Documentation

VARIABLE	TYPE	FORMAT	YEAR	LABEL
ASTHMA2	NUM	YESNO.	1998-1999	EVER EXPERIENCED OR TOLD HAD ASTHMA
ASTHMED	NUM	YESNO.	1998	SYMPTOMS REQUIRED ASTHMA MEDICATION
ASTHMED2	NUM	ASTHMEDB.	2002, 2004	DAYS TOOK PRESCRIBED ASTHMA MEDS
ASTHNOW	NUM	YESNO.	2000-2018	STILL HAVE ASTHMA
ASTHSLP	NUM	ASTHSLP.	2002, 2004	DAYS ASTHMA MADE IT DIFFICULT TO SLEEP
ASTHSYX	NUM	I.	2002, 2004	VISITED DR/ASTHMA SYMPTOMS/12 MNTHS
ASTHWORK	NUM	YESNO.	2001, 2005	EVER TOLD BY DR ASTHMA WAS WORSE/WORK
ASTHWRK2	NUM	I.	2002, 2004	DAYS UNABLE TO WORK/ASTHMA/12 MNTHS
ATITUD10	NUM	AGREE.	2009-2016, 2018	ADVERTISING ENCOURAGE YOUTH TO SMOKE
ATITUD11	NUM	AGREE.	2009-2015	TOBACCO NOT AS ADDICTIVE HEROIN COCAINE
ATITUD12	NUM	AGREE.	2016	NICOTINE IS AS ADDICTIVE AS HEROIN
ATITUD13	NUM	AGREE.	2009-2013	MINORS CAUGHT BUYING SHOULD BE FINED
ATITUD14	NUM	AGREE.	2016	STORES THAT SELL TOBACCO PRODUCTS SHOULD NOT BE NEAR SCHOOLS
ATITUD15	NUM	AGREE.	2009-2016	ENFORCE LAWS PREVENT SALES TO MINORS
ATITUD17	NUM	AGREE.	2009-2014	I PREFER TO EAT SMOKEFREE RESTAURANT
ATITUD18	NUM	AGREE.	2009-2015	ADS AT SPORTS EVENTS SHOULD BE BANNED
ATITUD19	NUM	AGREE.	2009-2016	STORES SHLD HAVE LICENSE TO SELL CIGS
ATITUD20	NUM	AGREE.	2009-2014	BAN ALL PRINT AND ELECTRONIC CIG ADS
ATITUD22	NUM	AGREE.	2016	TOBACCO INDUSTRY SHOULD HAVE GRAPHIC WARNINGS ON PRODUCTS
ATITUD23	NUM	AGREE.	2009-2015	NEED STRONGER WARNINGS ON TOBACCO
ATITUD24	NUM	AGREE.	2009-2016	NEED FULL DISCLOSURE HARMFUL CONTENTS
ATITUD27	NUM	AGREE.	2009-2016	CIG COMPANY CAN LOWER NICOTINE CONTENT
ATITUD29	NUM	AGREE.	2009-2014	TOBACCO SHOULD BE REGULATED AS A DRUG
ATITUD30	NUM	AGREE.	2009-2013	CIG COMP CANNOT OFFER ITEM FOR COUPON
ATITUD31	NUM	AGREE.	2009-2016	FREE CIG SAMPLE SHOULD NOT BE PERMITTED
ATITUD32	NUM	AGREE.	2009-2013	CIG VENDING MACHINES SHOULD BE BANNED
ATITUD33	NUM	AGREE.	2009-2014	PREGNANT WOMAN SMOKE HARM HER BABY
ATITUD34	NUM	AGREE.	2009-2015	CIG INDUSTRY SPOKESPERSON MISLEAD PUB
ATITUD35	NUM	AGREE.	2009-2016	ALL INDOOR WORKSITES SHOULD BE SMOKE FREE
ATITUD42	NUM	AGREE.	2009-2016	PRODUCTION/SALE OF CIG SHOULD NOT BE LEGIT IN US
ATITUD43	NUM	AGREE.	2016	VAPOR FROM E-CIG IS HARMFUL
ATITUD44	NUM	AGREE.	2016	CIGARETTE MARKETING RESTRICTIONS SHOULD BE SAME FOR E-CIG
ATITUD45	NUM	AGREE.	2016	E-CIGS ARE GATEWAY TO TOBACCO FOR YOUTH/ YOUNG ADULTS
ATITUD46	NUM	AGREE.	2016	FLAVORED TOBACCO PRODUCTS SHOULD NOT BE SOLD
ATITUD47	NUM	AGREE.	2018	THE SALE OF FLAVORED TOBACCO PRODUCTS LIKE CANDY-FLAVORED LITTLE CIGARS SHOULD NOT BE ALLOWED.

Part II: SAS Dataset Data Documentation

VARIABLE	TYPE	FORMAT	YEAR	LABEL
ATITUD48	NUM		2018	APARTMENT COMPLEXES SHOULD REQUIRE ALL THE RENTAL UNITS TO BE SMOKE-FREE.
ATITUD5	NUM	AGREE.	2016	MARIJUANA IS MORE HARMFUL THAN REGULAR CIGARETTES
ATITUD51	NUM	AGREE.	2016	STATE LAW SHOULD TAX MARIJUANA FOR PUBLIC EDUCATION PROGRAMS
ATITUD52	NUM	AGREE.	2016	EDIBLE MARIJUANA PRODUCTS SHOULD BE SOLD IN CHILD RESISTANT PACKAGES, WITH INGREDIENTS
ATITUD53	NUM	AGREE.	2016	MARIJUANA SHOULD NOT BE SOLD IN STORES ACCESSIBLE TO CHILDREN
ATITUD6	NUM	AGREE.	2009-2014	RARELY SMOKE WHEN ONLY SMOKER
ATITUD66	NUM	AGREE.	2009-2013	CANCER CHANCE SAME FOR SMOKER/NONSMOKER
ATITUD67	NUM	AGREE.	2009-2015	NICOTINE IS A CAUSE OF CANCER
ATITUD68	NUM	AGREE.	2009-2013	GOVT EXAGGERATES THE RISKS OF SMOKING
ATITUD69	NUM	AGREE.	2009-2015	I WOULD TRY A SAFER CIGARETTE
ATITUD7	NUM	AGREE.	2009-2016	2NDHAND SMOKE CAUSES LUNG CANCER
ATITUD70	NUM	AGREE.	2009-2015	LIGHT CIGARETTES SAFER THAN REGULAR
ATITUD71	NUM	AGREE.	2009-2016	SMK NOT BE ALLOWED IN OUTDOOR DINING AREAS
ATITUD72	NUM	AGREE.	2009-2016	SMK NOT ALLOWED AT PUBLIC BEACHES
ATITUD73	NUM	AGREE.	2009-2016	SMK NOT ALLOWED IN OUTDOOR ENTERTAINMENT AREAS
ATITUD74	NUM	AGREE.	2009-2016	APARTMENTS SHOULD REQUIRE HALF UNITS TO BE SMK FREE
ATITUD75	NUM	AGREE.	2009-2016	SMK NOT ALLOWED IN OUTDOOR COMMON AREAS OF APARTMENT
ATITUD76	NUM	AGREE.	2009-2016	INDIAN CASINOS IN CA SMOKE FREE
ATITUD77	NUM	AGREE.	2009-2016, 2018	TOBACCO ADS TARGETS CERTAIN GROUPS
ATITUD78	NUM	AGREE.	2010-2016	PHARMACIES/DRUG STORES SHOULD NOT SELL TOBACCO
ATITUD79	NUM	AGREE.	2012-2015	TOBACCO ADVERTISING SHOULD BE REMOVED FROM STORES
ATITUD8	NUM	AGREE.	2009-2014	2NDHAND SMOKE HARMS BABIES CHILDREN
ATITUD80	NUM	AGREE.	2012-2016	TOBACCO WASTE DAMAGES ENVIRONMENT & IS POISONOUS
ATITUD81	NUM	AGREE.	2012-2016	COUPONS ET AL FOR CIGARETTE PURCHASES SHOULD BE BANNED
ATITUD82	NUM	AGREE.	2013-2016	TOBACCO AD ON THE OUTSIDE OF STORE SHOULD NOT BE ALLOWED
ATITUD83	NUM	AGREE.	2013-2016	TOBACCO PRODUCTS SHOULD NOT BE ALLOWED TO BE SOLD AT DEEP DISCOUNT
ATITUD84	NUM	AGREE.	2013-2015	TOBACCO PRODUCTS SHOULD HAVE A MINIMUM PRICE
ATITUD85	NUM	AGREE.	2013-2016	THE # OF TOBACCO STORES SHOULD BE REDUCED
ATITUD86	NUM	AGREE.	2013-2015	FLAVORED TOBACCO PRODUCTS SHOULD NOT BE ALLOWED
ATITUD87	NUM	AGREE.	2013-2015	FLAVORED TOBACCO PRODUCTS APPEAL TO YOUTH
ATITUD88	NUM	AGREE.	2013-2015	STORES THAT SELL TOBACCO PRODUCTS SHOULD NOT BE WITHIN 1000 FT OF SCHOOLS
ATITUD89	NUM	AGREE.	2013-2016	TOBACCO PRODUCTS SHOULD BE SOLD IN PACKETS OF 10 INSTEAD OF INDIVIDUALLY

Part II: SAS Dataset Data Documentation

VARIABLE	TYPE	FORMAT	YEAR	LABEL
ATITUD90	NUM	AGREE.	2014-2016	E-CIGARETTES SHOULD BE RESTRICTED WHEREVER SMOKING RESTRICTIONS ARE
ATITUD91	NUM	AGREE.	2015	SALE OF MENTHOL CIGARETTES SHOULD NOT BE ALLOWED
ATITUD92	NUM	AGREE.	2015	TOBACCO PRODUCTS SHOULD NOT BE SEEN INSIDE A STORE
ATITUD93	NUM	AGREE.	2016	STORES SHOULD BE OFFERED TAX CREDITS TO OFFER MORE HEALTHY PRODUCTS THAN UNHEALTHY
ATITUD94	NUM	AGREE.	2016	MARIJUANA IS HARMFUL TO YOUTH BRAIN DEVELOPMENT
ATITUD95	NUM	AGREE.	2016	STATE LAW SHOULD BAN MARIJUANA AND VAPING IN THE SAME PLACES TOBACOO IS BANNED
ATITUD96	NUM	AGREE.	2016	STORES THAT SELL MARIJUANA PRODUCTS SHOULD BE REGUALTED SAME AS TOBACCO STORES
ATITUD97	NUM	AGREE.	2016	STATE LAW RESTRICT FREE SAMPLING OF MARIJUANA
ATITUD98	NUM	AGREE.	2016	E-CIGS ARE JUST AS ADDICTIVE AS REGULAR CIGARETTES
ATRCTX	CHAR		2014-2015	OTHER (SPECIFY) ADVATRCT
AURAN	NUM	YESNO.	2004	TAKEN CITRUS AURANTIUM
AURNDR	NUM	YESNO.	2004	TOLD DR EFFECTS OF AURANTIUM
AURNEFF	NUM	YESNO.	2004	ADVERSE EFFECT OF AURANTIUM
AURNOFT	NUM	AURNOFT.	2004	HOW OFTEN TOOK AURANTIUM
AURNR_B	NUM	YESNO.	2004	TOOK CITRUS AURANTIUM-MENTAL ACUITY
AURNR_C	NUM	YESNO.	2004	TOOK CITRUS AURANTIUM-APPETITE
AURNR_D	NUM	YESNO.	2004	TOOK CITRUS AURANTIUM-LOSE WEIGHT
AURNR_E	NUM	YESNO.	2004	TOOK CITRUS AURANTIUM-OTHER
AURNRATE	NUM	AURNRATE.	2004	SEVERITY OF EFFECT CITRUS AURANTIUM
AURNREAS	NUM	YESNO.	2004	TOOK CITRUS AURANTIUM-ENERGY
BACK	NUM	YESNO.	1984-1991	EVER HAD BACK TROUBLE
BACK2	NUM	YESNO.	1996, 1998	BACK OR NECK PROBLEM IN PAST YEAR
BANAPPRV	NUM	YESNO.	2009-2013	APPROVE OF NO SMOKING IN BARS LAW
BARVISIT	NUM	YESNO.	2009-2015	EVER BEEN TO A BAR IN PAST 12 MONTHS
BBTD	NUM	YESNO.	1993	HEARD OF BABY BOTTLE TOOTH DECAY
BCDIFF	NUM	YESNO.	2013	DIFFICULTY BUYING A BIRTH CONTROL METHOD TO PREVENT PREGNANCY
BCFAM	NUM	YESNO.	1995	FAMILY MEMBERS EVER HAD BREAST CANCER
BCHAD	NUM	YESNO.	1995	EVER HAD BREAST CANCER
BCMEMA	NUM	YESNO.	1995	MOTHER HAD BREAST CANCER
BCMEMB	NUM	YESNO.	1995	SISTER HAD BREAST CANCER
BCMEMC	NUM	YESNO.	1995	DAUGHTER HAD BREAST CANCER
BCMEMD	NUM	YESNO.	1995	OTHER FAMILY MEMBER HAD BREAST CANCER
BCNTRL	NUM	BCNTRL.	2002	ANYTHING TO KEEP FROM GETTING PG
BCNTRL2	NUM	BCNTRL.	2004	DOING ANYTHING TO KEEP FROM GETTING PREGNANT
BCOTHER	NUM	BCTYPEB.	2002	SECOND TYPE OF BIRTH CONTROL
BCPILLS	NUM	YESNO.	1988	CURRENTLY TAKING BIRTH CONTROL PILLS
BCTYPE2	NUM	BCTYPEB.	2002	FIRST TYPE OF BIRTH CONTROL
BCTYPE4	NUM	BCTYPEC.	2004	TYPE OF BIRTH CONTROL
BCWHYNT2	NUM	BCWHYNTB.	2002	MAIN REASON FOR NOT USING BIRTH CONTROL

Part II: SAS Dataset Data Documentation

VARIABLE	TYPE	FORMAT	YEAR	LABEL
BCWHYNT3	NUM	BCWHYNTC.	2004	MAIN REASON FOR NOT USING BIRTH CONTROL
BEANDY	NUM	X.	2014-2015	HOW MANY TIMES A DAY DO YOU EAT BEANS, NOT INCLUDING GREEN BEANS
BEANMO	NUM	X.	2014-2015	HOW MANY TIMES A MONTH DO YOU EAT BEANS, NOT INCLUDING GREEN
BEANS09	NUM	XIX.	2009	HOW OFTEN DO YOU EAT COOKED OR CANNED DRIED BEANS
BEANS11	NUM	XIX.	2011-2015	HOW OFTEN EAT BEANS, NOT INCLUDING GREEN BEANS
BEANWK	NUM	X.	2014-2015	HOW MANY TIMES A WEEK DO YOU EAT BEANS, NOT INCLUDING GREEN
BEDBOTTL	NUM	YESNO.	1993	BABY 2 BED WITH BOTTLE CAUSES DECAY
BEERNU2	NUM	I.	2008	BINGE DRINKING: # OF BEERS
BEERNU2	NUM	I.	2003-2005	NUMBER OF BEERS/MOST RECENT BINGE
BETCARE	NUM	YESNO.	2007	LAST 12 MONTHS: EVER THINK WOULD GET BETTER HEALTH CARE IF DIFFERENT RACE
BIKEDIST	NUM	I.	2013	YOUR BICYCLE ONE-WAY COMMUTE DISTANCE
BIKETRAN	NUM	YESNO.	2013	DO YOU USE A BICYCLE FOR TRANSPORTATION
BIKETRIP	NUM	I.	2013	HOW MANY ONE-WAY BIKE TRIPS BY BICYCLE PER WEEK
BILL	NUM	BILL.	2002	SUPPORT INCREASE IN BILLS/EMF RESEARCH
BILLBURY	NUM	BILL.	2002	SUPPORT INCREASE IN BILLS/BURY LINES
BINGEDR2	NUM	YESNO.	2008	BINGE DRINKING: DROVE DURING/AFTER BINGE
BINGEDRV	NUM	YESNO.	2003-2005	DROVE DURING/AFTER BINGE
BINGEHOW	NUM	BINGEHOW.	2003-2005	HOW GOT ALCOHOL
BINGEPAY	NUM	DRNKPAY.	2008	BINGE DRINKING: COST OF ALCOHOL MOST RECENT BINGE
BINGEWH2	NUM	BINGEWHR.	2008	BINGE DRINKING: WHERE MOST RECENT BINGE
BINGEWHR	NUM	BINGEWHR.	2003-2005	WHERE MOST RECENT BINGE
BLDFREE	NUM	YESNO.	2009-2015	COMPLETELY SMOKE FREE BUILDING INDOORS
BLDTRANS	NUM	YESNO.	2000	HAD BLOOD TRANSFUSION BEFORE 1992
BLIND	NUM	YESNO.	2009, 2013-2018	ARE YOU BLIND OR HAVE SERIOUS DIFFICULTY SEEING EVEN WITH GLASSES
BLOODCHO	NUM	YESNO.	1987-1993, 1995, 1997, 1999, 2001, 2003, 2005, 2007, 2009, 2011, 2013, 2015	EVER HAD BLOOD CHOLESTEROL CHECKED
BONEDEN	NUM	YESNO.	2005	EVER HAD BONE DENSITY TEST
BONEINJ	NUM	YESNO.	1996, 1998	BROKEN BONE OR JOINT INJ IN PAST YEAR
BOTHPOOR	NUM	VII.	1995-1996	PHYSICAL & MENTAL HEALTH RESTRICTED ACT.
BPALCH	NUM	YNNA.	2009, 2011	TO HELP LOWER OR CONTROL BP: ARE YOU REDUCING ALCOHOL USE
BPCHECK	NUM	HOWLONG.	1988	HOW LONG SINCE BLOOD PRESSURE CHECKED
BPCHECK2	NUM	BPCHECK.	1991-2000	HOW LONG SINCE BP CHECKED (1991)
BPDIET	NUM	YNNA.	1995-1999	WEIGHT LOSS TO CONTROL BP

Part II: SAS Dataset Data Documentation

VARIABLE	TYPE	FORMAT	YEAR	LABEL
BPDRALCH	NUM	YNNA.	2009, 2011	TO CONTROL OR LOWER BE HAS DOCTOR ADVISED: REDUCING ALCOHOL USE
BPDREAT	NUM	YESNO.	2009, 2011	TO CONTROL OR LOWER BE HAS DOCTOR ADVISED: CHANGING EATING HABITS
BPDREXER	NUM	YESNO.	2009, 2011	TO CONTROL OR LOWER BE HAS DOCTOR ADVISED: EXERCISING
BPDRMED	NUM	YESNO.	2009, 2011	TO CONTROL OR LOWER BE HAS DOCTOR ADVISED: TAKING MEDICATION
BPDRSALT	NUM	YNNA.	2009, 2011	TO CONTROL OR LOWER BE HAS DOCTOR ADVISED: CUTTING DOWN ON SALT
BPDRTWO	NUM	BPHIGHB.	2009, 2011	TOLD ON 2 OR MORE DIFFERENT VISITS TO DOCTOR YOU HAD HIGH BLOOD PRESSURE
BPEAT	NUM	YESNO.	2009, 2011	TO HELP LOWER OR CONTROL BP: ARE YOU CHANGING EATING HABITS
BPEXER	NUM	YNNA.	1995-1999, 2009, 2011	EXERCISING TO CONTROL BP
BPHIGH	NUM	BPHIGH.	1984-1992	EVER TOLD BLOOD PRESSURE HIGH
BPHIGH1	NUM	YESNO.	1993-1999, 2001	EVER TOLD BLOOD PRESSURE HIGH
BPHIGH2	NUM	BPHIGHB.	2003, 2005, 2007, 2009, 2011, 2013, 2015, 2017	EVER TOLD BLOOD PRESSURE HIGH
BPLEVEL	CHAR		1988	BLOOD PRESSURE
BPMED	NUM	YNNA.	1995-1999, 2001, 2003, 2005, 2007, 2009, 2011, 2013, 2015, 2017	TAKING MEDICATION TO CONTROL BP
BPSALT	NUM	YNNA.	1995-1999, 2009, 2011, 2015, 2017	LESS SALT TO CONTROL BP
BPTOLD	NUM	YESNO.	1988	WERE YOU TOLD YOUR BLOOD PRESSURE
BPTREAT	NUM	YESNO.	1984-1992	BLOOD PRESSURE MEDICINE PRESCRIBED
BPUPNOW	NUM	BPUPNOW.	1984-1989	BP STILL HIGH
BRONCH	NUM	YESNO.	1984-1991	EVER HAD BRONCHITIS
BTCONTRL	NUM	YNNAC.	2007	CHRONIC CONDITION UNDER BETTER CONTROL THAN 12 MONTHS AGO?
BUYDOWN	NUM	YESNO.	2009-2018	USED COUPONS, REBATES OR BUYDOWNS
BUYTXT	CHAR		2013-2018	OTHER (SPECIFY) WHEREBUY
CABUY	NUM	CABUY.	2009-2015	BUY CIGS IN CA, OUT OF STATE, OR INTERNET
CALFRESH	NUM	YESNO.	2013	CALFRESH NEW NAME IS FOOD STAMP PROGRAM IN CA
**CALLBACK	NUM	YESNO.	2006, 2008-2013	WILLING TO DO GENERAL HEALTH SURVEY IN FUTURE
CALORIES	NUM		1989	CALORIES PER DAY IF COUNTING
CALSIZE	NUM	OFTENI.	2012-2013	CALORIE INFO HELP DECIDE HOW MUCH OF AN ITEM TO EAT
CAMPIN	NUM	YESNO.	2009-2016	EXPOSED TO SMOKE ON CAMPUS INDOORS
CAMPOUT	NUM	YESNO.	2009-2016	EXPOSED TO SMOKE ON CAMPUS OUTDOORS
CANCAGE	NUM	VIII.	2009-2011, 2014-2017	HOW OLD WERE YOU WHEN YOU TOLD YOU HAD CANCER
CANCDIFF	NUM	VEGB.	2009-2011, 2014-2017	HOW MANY DIFFERENT TYPES OF CANCER HAVE YOU HAD
CANCER	NUM	YESNO.	1984-1990, 1996, 1998	EVER HAD CANCER
CANCER2	NUM	YESNO.	1992	DIAGNOSED WITH CANCER OR LEUKEMIA

Part II: SAS Dataset Data Documentation

VARIABLE	TYPE	FORMAT	YEAR	LABEL
CANCEVER	NUM	YESNO.	2009-2012	EVER TOLD BY DOCTOR THAT YOU HAD CANCER
CANCTYPE	NUM	CANCER.	2009-2011, 2014	WHAT TYPE OF CANCER WAS IT
CANCTYPE	NUM	CANCER1.	2015-2017	WHAT TYPE OF CANCER WAS IT
CANCTYPOTH	CHAR		2014-2017	OTHER (SPECIFY) CANCTYPE
CAREAGE2	NUM	VIII.	2012	AGE OF PERSON TO WHOM GIVING CARE
CARECHNG	NUM	YESNO.	2012	PAST YEAR: HAS CARE RECIPIENT EXPERIENCED CHANGES IN THINKING OR REMEMBERING
CARECKP	NUM	YESNO.	2003-2008, 2014	CHILD HAD REG MED CHECKUP IN PAST 12 MONTHS
CAREDIFF	NUM	BURDEN.	2012	GREATEST DIFFICULTY YOU FACE IN CAREGIVING
CAREGIV4	NUM	YESNO.	2009, 2012	PAST MONTH: GIVE ASSISTANCE TO FRIEND/FAMILY
CAREGIV5	NUM	CAREGIV4A.	2016	PAST 30 DAYS: GIVE CARE/ASSISTANCE TO FRIEND/FAMILY WITH HEALTH PROBLEM
CAREGIVE	NUM	YESNO.	2000	PROVIDED CARE TO SOMEONE > 60 IN PAST MO
CAREHELP	NUM	NEED.	2012	AREA OF GREATEST NEED OF PERSON TO WHOM GIVING CARE
CAREHOUR	NUM	II.	2012	AVERAGE WEEK, HOURS PROVIDING TO CARE RECIPIENT
CAREHOUR1	NUM	CAREHOUR.	2016	AVERAGE WEEK, HOURS PROVIDING TO CARE RECIPIENT
CAREKID	NUM	YESNO.	2002-2007, 2018	LIKELY TAKE CHILD/MED CHECK-UP/YEAR
CAREKIDB	NUM	YESNO.	2008	ADULT WHO TOOK CHILD TO MED CHECK-UP IN PAST YEAR
CAREKIDC	NUM	YESNO.	2009-2012, 2014	PAST 12 MONTHS: DID YOU TAKE CHILD TO REGULAR MED CHECK-UP
CAREKIDD	NUM	YESNO.	2015-2017	DID YOU PERSONALLY TAKE THE X YEAR OLD CHILD TO REGULAR MEDICAL CHECKUP IN PAST 12 MONTHS
CARELONG	NUM	II.	2012	HOW LONG PROVIDED CARE TO PERSON TO WHOM YOU ARE GIVING CARE
CARELONG	NUM	CARELONG.	2016	HOW LONG PROVIDED CARE TO PERSON TO WHOM YOU ARE GIVING CARE
CAREPROB	NUM	CONCERNC.	2012	MAJOR HEALTH PROBLEM OF PERSON TO WHOM GIVING CARE
CAREPROB1	NUM	CONCERND.	2016	MAJOR HEALTH PROBLEM OF PERSON TO WHOM GIVING CARE
CAREPROBTXT	CHAR		2016	OTHER (SPECIFY) CAREPROB
CARERELA	NUM	WHOHELB.	2012	RELATIONSHIP TO YOU OF PERSON TO WHOM GIVING CARE
CARERELA	NUM	WHOHELC.	2016	RELATIONSHIP TO YOU OF PERSON TO WHOM GIVING CARE
CARESEX	NUM	SEX.	2012	GENDER OF PERSON TO WHOM GIVING CARE
CAREWHO	NUM	CAREWHO.	2000	WOULD CALL TO ARRANGE CARE FOR ELDERLY
CARROTS	NUM	XIX.	1990-1991, 1994, 1996, 1998, 2000-2010	HOW OFTEN EAT CARROTS
CASINO	NUM	YESNO.	2009-2015	EVER BEEN TO A CA CASINO, PAST 12 MOS
CASNOSMK	NUM	CASNOSMK.	2009-2018	WOULD YOU GO MORE IF CASINO NON-SMOKING

Part II: SAS Dataset Data Documentation

VARIABLE	TYPE	FORMAT	YEAR	LABEL
CATARACT	NUM	YNNAE.	2011-2012	HEALTH CARE PROFESSION TELL YOU THAT YOU NOW HAVE CATARACTS
CATALOG	NUM	YESNO.	2009, 2012	HAVE A CATALOG FROM A TOBACCO COMPANY
CAWALK1	NUM	I.	2009	LAST 7 DAYS, # DAYS WALKED FOR AT LEAST 10 MINUTES AT A TIME
CAWALK2	NUM	VIII.	2009	ON DAYS WALKED: HOW MUCH TIME USUALLY SPEND WALKING
CBEGUIDE	NUM	BGUIDE.	1995	HOW OFTEN SHOULD WOMAN 40+ HAVE CBE
CELL	NUM	YESNO.	2008-2016	HAVE CELL PHONE FOR PERSONAL USE (LANDLINE ONLY)
CELL17	NUM	YESNO.	2017-2018	HAVE CELL PHONE FOR BUSINESS OR PERSONAL USE (LANDLINE ONLY)
CELLPHON	NUM	I.	2001	NUMBER ADULTS IN HH THAT USE CELLPHONE
CELSHARE	NUM	YESNO.	2008-2011	SHARE CELL PHONE FOR PERSONAL USE WITH OTHER ADULTS
CFLUH1	NUM	YESNO.	2009-2010	PAST MONTH: HAS CHILD HAD FEVER WITH COUGH OR SORE THROAT
CFLUH2	NUM	YESNO.	2009-2010	DID CHILD VISIT A HEALTH CARE PROFESSIONAL FOR ILLNESS
CFLUN1	NUM	YESNO.	2010-2012	PAST MONTH: HAS CHILD HAD FEVER WITH COUGH OR SORE THROAT (10/10 – 12/10)
CFLUN2	NUM	YESNO.	2010-2012	DID CHILD VISIT A HEALTH CARE PROFESSIONAL FOR ILLNESS (10/10 – 12/10)
CH_BO_MO	NUM	I.	2004-2013, 2015-2018	MONTH OF CHILD'S BIRTH
CH_BO_YR	NUM	I.	2004-2013, 2015-2018	YEAR OF CHILD'S BIRTH
CH_HCUB	NUM	YESNO.	2013-2018	CHILD IS CUBAN
CH_HISP	NUM	YESNO.	2005-2013	CHILD HISPANIC ETHNICITY
CH_HISP2	NUM	YESNO.	2013-2018	CHILD HISPANIC ORIGIN
CH_HMEX	NUM	YESNO.	2013-2018	CHILD IS MEXICAN, MEXICAN AMERICAN, CHICANO
CH_HOTH	NUM	YESNO.	2013-2018	CHILD IS ANOTHER HISPANIC/LATINO/SPANISH ORIGIN
CH_HPR	NUM	YESNO.	2013-2018	CHILD IS PUERTO RICAN
CH_MNTH	NUM	I.	2009-2010	MONTH OF 1ST H1N1 VACCINATION
CH_NOSE	NUM	YESNO.	2004-2009	CHILD HAD NASAL SPRAY IN PAST 12 MNTHS
CH_NOSE2	NUM	YESNO.	2010	CHILD HAD SEASONAL FLU NASAL SPRAY IN PAST 12 MNTHS
CH_RA2AB ¹¹	NUM	ORACEC.	2013-2014	REPORTED CHILD ASIAN SUBGROUP
CH_RA2AB_1 ¹¹	NUM	YN.	2015-2018	CHILD ASIAN SUBGROUP – CHINESE
CH_RA2AB_2 ¹¹	NUM	YN.	2015-2018	CHILD ASIAN SUBGROUP – JAPANESE
CH_RA2AB_3 ¹¹	NUM	YN.	2015-2018	CHILD ASIAN SUBGROUP – KOREAN
CH_RA2AB_4 ¹¹	NUM	YN.	2015-2018	CHILD ASIAN SUBGROUP – FILIPINO
CH_RA2AB_5 ¹¹	NUM	YN.	2015-2018	CHILD ASIAN SUBGROUP – VIETNAMESE

¹¹ Beginning in 2014, core BRFSS interviews conducted by other states with California residents who have cell phone numbers with area codes originating from other states are now included in the dataset. The CA version of child race has more answer categories for Asian subgroups than the CDC version. Respondents with data collected by other states answered the CDC version of child race (RCSRACE1) not the state versions (CH_RA2AB, CH_RA2AB_1 thru CH_RA2AB_19). Therefore, they are missing values in the state Asian subgroups questions, but have values in RCSRACE1.

Part II: SAS Dataset Data Documentation

VARIABLE	TYPE	FORMAT	YEAR	LABEL
CH_RA2AB_6 ¹¹	NUM	YN.	2015-2018	CHILD ASIAN SUBGROUP – CAMBODIAN
CH_RA2AB_7 ¹¹	NUM	YN.	2015-2018	CHILD ASIAN SUBGROUP – LAOTIAN
CH_RA2AB_8 ¹¹	NUM	YN.	2015-2018	CHILD ASIAN SUBGROUP – EAST INDIAN
CH_RA2AB_9 ¹¹	NUM	YN.	2015-2018	CHILD ASIAN SUBGROUP – INDONISIAN
CH_RA2AB_10 ¹¹	NUM	YN.	2015-2018	CHILD ASIAN SUBGROUP – NATIVE HAWAIIAN
CH_RA2AB_11 ¹¹	NUM	YN.	2015-2018	CHILD ASIAN SUBGROUP – SAMOAN
CH_RA2AB_12 ¹¹	NUM	YN.	2015-2018	CHILD ASIAN SUBGROUP – PAKISTANI
CH_RA2AB_13 ¹¹	NUM	YN.	2015-2018	CHILD ASIAN SUBGROUP – SAIPANESE
CH_RA2AB_14 ¹¹	NUM	YN.	2015-2018	CHILD ASIAN SUBGROUP – FIJIAN
CH_RA2AB_15 ¹¹	NUM	YN.	2015-2018	CHILD ASIAN SUBGROUP – GUAMANIAN OR CHAMORRO
CH_RA2AB_16 ¹¹	NUM	YN.	2015-2018	CHILD ASIAN SUBGROUP – OTHER
CH_RA2AB_18 ¹¹	NUM	YN.	2015-2018	CHILD ASIAN SUBGROUP – DON'T KNOW
CH_RA2AB_19 ¹¹	NUM	YN.	2015-2018	CHILD ASIAN SUBGROUP – REFUSED
CH_RAC	NUM	ORACEB.	2005-2012	CALCULATED MAIN CHILD RACE
CH_RAC_A	NUM	YESNO.	2005-2007, 2012-2014	CHILD WHITE
CH_RAC_B	NUM	YESNO.	2005-2007, 2012-2014	CHILD BLACK
CH_RAC_C	NUM	YESNO.	2005-2007, 2012-2014	CHILD ASIAN
CH_RAC_D	NUM	YESNO.	2005-2007, 2012-2014	CHILD NATIVE HAWAIIAN/PAC ISLANDER
CH_RAC_E	NUM	YESNO.	2005-2007, 2012-2014	CHILD AMERICAN INDIAN/ALASKA NATIVE
CH_RAC_F	NUM	YESNO.	2005-2007, 2012-2014	CHILD OTHER RACE
CH_RACE3A_1	NUM	YN.	2015-2018	CHILD WHITE
CH_RACE3A_2	NUM	YN.	2015-2018	CHILD BLACK OF AFRICAN AMERICAN
CH_RACE3A_3	NUM	YN.	2015-2018	CHILD AMERICAN INDIAN/ ALASKA NATIVE
CH_RACE3A_4	NUM	YN.	2015-2018	CHILD ASIAN
CH_RACE3A_5	NUM	YN.	2015-2018	CHILD PACIFIC ISLANDER
CH_RACE3A_6	NUM	YN.	2015-2018	CHILD OTHER RACE
CH_RACE3A_8	NUM	YN.	2015-2018	CHILD RACE DON'TKNOW/ NOT SURE
CH_RACE3A_9	NUM	YN.	2015-2018	CHILD RACE REFUSED
CH_RACE4	NUM	ORACEB.	2007-2013	CHILD'S MAIN RACE
CH_RACE4A	NUM	ORACED.	2014-2018	CHILD'S MAIN RACE
CH_REL	NUM	CH_REL.	2006-2018	RELATIONSHIP OF CHILD TO RESPONDENT
CH_SEC	NUM	VII.	2009-2010	MONTH OF SECOND H1N1 VACCINATION
CH_SEC1	NUM	TYPEVAC.	2009-2010	WAS 2ND H1N1 VACCINATION A SHOT OR NASAL SPRAY
CH_SEL	NUM	BOYGIRL.	2004-2018	GENDER OF SELECTED CHILD
CH_SHOT	NUM	YESNO.	2004-2009	CHILD HAD FLU SHOT IN PAST 12 MNTHS
CH_SHOT2	NUM	YESNO.	2009-2010	CHILD HAD SEASONAL FLU SHOT IN PAST 12 MNTHS
CH_SHOT3	NUM	YESNO.	2011-2012	CHILD HAD SEASONAL FLU VACCINATION IN PAST 12 MNTHS
CH_TYPE	NUM	TYPEVAC.	2009-2010	WAS 1ST H1N1 VACCINATION A SHOT OR NASAL SPRAY
CH_VAC	NUM	NUMVAC.	2009-2010	HAS CHILD RECEIVED H1N1 SINCE SEPTEMBER 2009
CH_VAC2	NUM	YESNO.	2009-2010	HOW MANY H1N1 VACCINATIONS DID CHILD RECEIVE

Part II: SAS Dataset Data Documentation

VARIABLE	TYPE	FORMAT	YEAR	LABEL
CHD1317	NUM	XXIV.	1997-2011	NUMBER OF CHILDREN AGE 13-17
CHDDATE2	NUM	XXVI.	2004-2018	MONTH AND YEAR OF CHILD'S BIRTH
CHECKNOT	NUM	CHECKNOT.	1989	WHY NO ROUTINE CHECKUP LAST 2 YRS
CHECKUP	NUM	HOWLONG.	1987-2004	HOW LONG SINCE LAST ROUTINE CHECKUP
CHECKUP2	NUM	HOWLONG.	2005-2018	HOW LONG SINCE LAST ROUTINE CHECKUP
CHEWEVER	NUM	YESNO.	2009-2015	EVER USED CHEWING TOBACCO
CHEWEVER1	NUM	YESNO.	2017-2018	EVER USED CHEWING TOBACCO
CHEWNOW	NUM	EVDAY.	2009-2015	USE CHEWING TOBACCO EVERY DAY OR NOT
CHFOOD	NUM	YESNO.	2005-2009	BEFORE 18 EVER ATE LESS THAN NEEDED DUE TO MONEY
CHILD1	NUM	I.	1993-2018	AGE OF CHILD 1
CHILD18	NUM	I.	1993-2018	CHILDREN UNDER 18 IN HOUSEHOLD
CHILD2	NUM	I.	1993-2018	AGE OF CHILD 2
CHILD213	NUM	XXIV.	2008, 2010-2011	NUMBER OF CHILDREN 2-13
CHILD3	NUM	I.	1993-2018	AGE OF CHILD 3
CHILD4	NUM	I.	1993-2018	AGE OF CHILD 4
CHILD5	NUM	I.	1993-2018	AGE OF CHILD 5
CHILD512	NUM	XXIV.	1997-2011	NUMBER OF CHILDREN 5-12
CHILD6	NUM	I.	1993-2018	AGE OF CHILD 6
CHILD7	NUM	I.	1993-2018	AGE OF CHILD 7
CHILD8	NUM	I.	1993-2018	AGE OF CHILD 8
CHILD9	NUM	I.	1993-2018	AGE OF CHILD 9
CHLDAGE	NUM	I.	2014-2018	AGE OF CHILD INTERVIEWED IN MONTHS (CALCULATED BY THE CDC USING IDATE AND CHDDATE2)
CHILDK8	NUM	YESNO.	1990-1992	HAVE CHILD IN GRADES K-8
CHILDLT4	NUM	CHILDLT.	1986, 1988, 1992	RIDDEN WITH A CHILD LESS THAN FOUR
CHILDPLN	NUM	YESNO.	1995-1997	CHILDREN COVERED BY HEALTH PLAN
CHILI	NUM	OFTEN.	2005-2006, 2010	HOW OFTEN EAT CITRUS/CHILI POWDER
CHIRO	NUM	YESNO.	2001	USED CHIROPRACTOR IN PAST 12 MONTHS
CHIROFP	NUM	YESNO.	2001	WAS CHIRO TREATMENTS FOR ARTHRITIS
CHKGDY	NUM	I.	2015	HOW OFTEN CHECK BLOOD FOR CLUCOSE/ SUGAR (PER DAY)
CHKGLU	NUM	XIX.	1994-2011, 2015, 2017	HOW OFT CHECKS BLOOD FOR GLUCOSE/SUGAR
CHKGMO	NUM	I.	2015	HOW OFTEN CHECK BLOOD FOR CLUCOSE/ SUGAR (PER MONTH)
CHKGWK	NUM	I.	2015	HOW OFTEN CHECK BLOOD FOR CLUCOSE/ SUGAR (PER WEEK)
CHKGYR	NUM	I.	2015	HOW OFTEN CHECK BLOOD FOR CLUCOSE/ SUGAR (PER YEAR)
CHKSORDY	NUM	I.	2015	TIMES CHECKED FEET FOR SORES (PER DAY)
CHKSORE	NUM	CHKSORE.	1994-2013, 2015, 2017	TIMES DOCTOR CHECKED FEET FOR SORES
CHKSORE2	NUM	I.	2000-2011, 2015, 2017	TIMES CHECKED FEET FOR SORES
CHKSORMO	NUM	I.	2015	TIMES CHECKED FEET FOR SORES (PER MONTH)
CHKSORWK	NUM	I.	2015	TIMES CHECKED FEET FOR SORES (PER WEEK)
CHKSORYR	NUM	I.	2015	TIMES CHECKED FEET FOR SORES (PER YEAR)
CHLAMHAD	NUM	YESNO.	2003-2004	EVER HAD CHLAMYDIA
CHLAMTST	NUM	CHLAMTST.	2000-2001	CHLAMYDIA URINE TEST DURING PAST 12 MO
CHLAMYN	NUM	CHLAMYN.	2000-2002	DO MEN SHOW CHLAMYDIA SYMPTOMS

Part II: SAS Dataset Data Documentation

VARIABLE	TYPE	FORMAT	YEAR	LABEL
CHLAMYNB	NUM	YESNOB.	2003-2004	DO PEOPLE SHOW CHLAMYDIA SYMPTOMS
CHLDAST2	NUM	YESNO.	2012-2018	HAS HEALTH PROFESSIONAL EVER SAID CHILD HAS ASTHMA
CHLDASTB	NUM	YESNO.	2005-2018	CHILD STILL HAS ASTHMA
CHLDASTH	NUM	YESNO.	2005-2011	CHILD EVER HAD ASTHMA
**CHLDCALL	NUM	YESNO.	2006-2018	WILLING TO DO CHILD ASTHMA FOLLOW-BACK SURVEY
CHLDFEEL	NUM	CHLDFEEL.	2004	FEELINGS ABOUT CHILD IN FUTURE
CHLDGE5	NUM	XXVII.	2008-2011	NUMBER OF CHILDREN AGE 5 – 17
CHLDHELM	NUM	CHLDHLM.	1995, 1997, 1999	HOW OFTEN CHILD WORE HELMET W/BIKE
CHLDLT18	NUM	XXIV.	1992	CHILDREN UNDER 18 IN HOUSEHOLD
CHLDLT5	NUM	XXIV.	1997-2011	CHILDREN UNDER 5 IN HOUSEHOLD
CHLDLT6	NUM	XXIV.	1992-1996, 2008-2011	CHILDREN UNDER 6 IN HOUSEHOLD
CHLDSFTY	NUM	SEATBELT.	1993, 1995, 1997	HOW OFTEN CHILD USES SAFETY RESTRAINT
CHLDSOON	NUM	CHLDSOON.	2004	HOW SOON WANT CHILD
CHLMTST2	NUM	CHLAMTST.	2002-2005	CHLAMYDIA TEST/12 MO
CHLMTST3	NUM	CHLAMYN.	2006	TESTED FOR CHLAMYDIA/PAST 12 MONTHS
CHLMTST4	NUM	YESNOB.	2008, 2010	BEEN TESTED FOR CHLAMYDIA DURING THE PAST 12 MONTHS
CHLPLAC4	NUM	CHLDPLAC.	2010	WHERE DID CHILD GO FOR LAST SEASONAL FLU VACCINATION
CHLYDWHR	NUM	CHLYDWHR.	2003	WHERE GOT CHLAMYDIA TEST
CHNGDY2	NUM	V.	2009, 2012	DAYS SINCE LAST CHANGED BRAND
CHNGMO2	NUM	V.	2009, 2012	MONTHS SINCE LAST CHANGED BRAND
CHNGWK2	NUM	V.	2009, 2012	WEEKS SINCE LAST CHANGED BRAND
CHNGYR2	NUM	V.	2009, 2012	YEARS SINCE LAST CHANGED BRAND
CHOLCHK	NUM	HOWLONG.	1987-1993, 1995, 1997, 1999, 2001, 2003, 2005, 2007, 2009, 2011, 2013, 2015, 2017	HOW LONG SINCE CHOLESTEROL CHECKED
CHOLCHK1	NUM	HOWLNGI.		HOW LONG SINCE CHOLESTEROL CHECKED
CHOLDIET	NUM	YESNO.	1988-1990	DOCTOR RECOMMENDED A LOW FAT DIET
CHOLHELP	NUM	YESNO.	1988-1990	DOCTOR RECOMMENDED A DIETICIAN
CHOLMED	NUM	YESNO.	1988-1990	DR RECOMMENDED CHOLESTEROL MEDICINE
CHOLMED1	NUM	YESNO.	2017	DR RECOMMENDED CHOLESTEROL MEDICINE
CHPLACE5	NUM	CHLDPLAC.	2013	WHERE DID CHILD GO FOR LAST SEASONAL FLU VACCINATION
CHRNPAI	NUM	YESNO.	2005	CHRONIC PAIN IN PAST YEAR
CHRNPROB	NUM	PROB.	2005	HOW BIG OF PROBLEM CHRONIC PAIN WAS
CHRONCND	NUM	YESNO.	2003-2004	HAVE DISEASE THAT WEAKENS IMMUNE SYSTEM
CHWELF	NUM	YESNO.	2005-2009	BEFORE 18 EVER RECEIVED WELFARE
CIGAR30	NUM	TYPEI.	2016-2018	IN PAST 30 DAYS, HOW MANY DID YOU SMOKE BIG CIGARS
CIGAREVER	NUM	YESNO.	2017-2018	EVER USED BIG CIGARS
CIGRILLSEVER	NUM	YESNO.	2017-2018	EVER USED LITTLE CIGARS
CIGARSML	NUM	OFTCIGAR.	2012-2015	HOW OFTEN SMOKE LITTLE CIGARS IN PAST 30 DAYS

Part II: SAS Dataset Data Documentation

VARIABLE	TYPE	FORMAT	YEAR	LABEL
CIGMONEY	NUM	CIGMONEY.	2009-2015	WORRIED ABOUT MONEY SPENT ON CIGARETTES
CIGRILLO	NUM	TYPEI.	2016-2018	IN PAST 30 DAYS, HOW MANY DID YOU SMOKE LITTLE CIGARS/ CIGRILLOS
CIM_AGE	NUM	_AGED.	2008-2009, 2011	AGE OF HH ADULT SELECTED FOR QUESTIONS
CIM_AGE2	NUM	VIII.	2012	AGE OF HH ADULT SELECTED FOR QUESTIONS
CIM_ALZH	NUM	CIMALZH.	2008-2009, 2011-2012	DOC EVER SAID THAT PERSON HAS ALZHEIMER'S OR OTHER DEMENTIA
CIM_CARE	NUM	EMOTSUP.	2008-2009, 2011-2012	PAST MONTH: HOW OFTEN FAMILY OR FRIEND PROVIDE CARE BECAUSE OF CHANGES IN THINKING/REMEMBERING
CIM_CHNG	NUM	I.	2008-2009, 2011-2012	PAST YEAR: TOTAL NUMBER HH ADULTS EXPERIENCE CHANGED IN THINKING OR REMEMBERING
CIM_DISB	NUM	YESNO.	2008-2009, 2011-2012	ANYONE TALKED WITH HEALTH CARE PROFESSIONAL ABOUT CHANGES IN THINKING/REMEMBERING
CIM_DISC	NUM	YESNO.	2015	HAVE YOU OR ANYONE ELSE DISCUSSED YOUR COMFUSION OR MEMORY LOSS WITH HEALTH PROF
CIM_FOUR	NUM	ASSIST.	2008-2009, 2011-2012	BECAUSE OF THINKING/REMEMBERING CHANGES, AREA PERSON NEEDS MOST HELP
CIM_HELP	NUM	EMOTSUP.	2015	BECAUSE OF CONFUSION OR MEMORY LOSS HOW OFTEN DO YOU NEED HELP WITH DAY TO DAY ACTIVITIES
CIM_HHLD	NUM	EMOTSUP.	2008-2009, 2011-2012	PAST YEAR: HOW OFTEN GIVEN UP CHORES BECAUSE OF CHANGES IN THINKING OR REMEMBERING
CIM_HHLD1	NUM	EMOTSUP.	2015	DURING PAST 12 MONTHS, BECAUSE OF MEMORY LOSS OF CONFUSION HOW OFTEN HAVE YOU GIVEN UP DAY TO DAY HOUSEHOLD ACTIVITES / CHORES
CIM_MEDS	NUM	YESNO.	2008-2009, 2011-2012	PERSON RECEIVING TREATMENT FOR CHANGES IN THINKING/REMEMBERING
CIM_NEED	NUM	EMOTSUP.	2015	WHEN YOU NEED HELP WITH DAY TO DAY ACTIVITES HOW OFTEN DO YOU GET THE HELP YOU NEED
CIM_THNK	NUM	YESNO.	2008-2009, 2011-2012, 2015	PAST YEAR: YOU EXPERIENCED CHANGES IN THINKING OR REMEMBERING
CIM_WORK	NUM	EMOTSUP.	2008-2009, 2011-2012, 2015	PAST YEAR: HOW OFTEN THINKING/REMEMBERING CHANGES INTERFERED WITH WORK OR SOCIAL ACTIVITIES
CIMTDINE	NUM	YESNO.	1992	DO YOU TAKE CIMETIDINE
CITRUS	NUM	YESNO.	1989	HAD STRAWBERRIES OR CITRUS YESTERDAY
CLINTYPE	NUM	CLINTYPE.	2004	TYPE OF CLINIC LAST HIV TEST
CNDYMEX	NUM	YESNO.	2005-2007	CANDY OBTAINED IN MEXICO
COCCI1	NUM	COCCI1a.	2016	HAVE YOU HEARD OF VALLEY FEVER
COCCI2	NUM	YESNO.	2016	ARE YOU AT INCREASED RISK FOR VALLEY FEVER
COCCI3	NUM	YESNO.	2016	DO YOU LIVE IN AREA WHERE VALLEY FEVER EXISTS
COLONAGE	NUM	V.	2013	AGE WOMEN SHOULD START GETTING SCREENED FOR COLORECTAL CANCER

Part II: SAS Dataset Data Documentation

VARIABLE	TYPE	FORMAT	YEAR	LABEL
CONDEFF	NUM	CONDOM.	1993-1994	HOW EFFECTIVE IS CONDOM
CONDEFF2	NUM	CONDOM.	1995-1996	HOW EFFECTIVE IS CONDOM
CONDOM	NUM	CONDOM.	1990-1992, 2001	HOW EFFECTIVE CONDOM AGAINST AIDS VIRUS
CONDOM2	NUM	YESNO.	2001	USED CONDOM 1ST TIME W/ MOST RECENT PRNTR
CONDOM3	NUM	YESNO.	2008, 2010	MOST RECENT SEXUAL PARTNER: USE CONDOM LAST TIME YOU HAD INTERCOURSE
CONDUSE	NUM	YESNO.	1993	ENCOURAGE TEEN TO USE CONDOM
CONDUSE1	NUM	CONDUS.	1994	ENCOURAGE TEEN TO USE CONDOM
CONDUSE2	NUM	CONDUS.	1995-2000	ENCOURAGE TEEN TO USE CONDOM
COPD_1	NUM	YESNO.	2011	EVER GIVEN BREATHING TEST TO DIAGNOSE COPD, CHRONIC BRONCHITIS, EMPHYSEMA
COPD_2	NUM	YESNO.	2011	DOES SHORTNESS OF BREATH AFFECT QUALITY OF LIFE
COPD_3	NUM	YESNO.	2011	PAST 12 MONTHS, OTHER THAN ROUTINE VISIT, SEEN DOC FOR COPD SYMPTOMS
COPD_4	NUM	YESNO.	2011	PAST 12 MONTHS, GO TO ER OR ADMITTED TO HOSPITAL BECAUSE OF COPD
COPD_5	NUM	VII.	2011	HOW MANY DIFFERENT MEDS TAKEN DAILY FOR COPD
COPD12MO	NUM	VIII.	2009-2010	PAST 12 MONTHS: #TIMES YOU STAYED OVERNIGHT IN HOSPITAL BECAUSE OF COPD, EMPHYSEMA, CHRONIC BRONCHITIS
COPDBRTH	NUM	YESNOF.	2018	DO YOU HAVE SHORTNESS OF BREATH EITHER WHEN HURRYING ON LEVEL GROUND OR WHEN WALKING UP A SLIGHT HILL OR STAIRS?
COPDBTST	NUM	YESNOF.	2018	HAVE YOU EVER BEEN GIVEN A BREATHING TEST TO DIAGNOSE BREATHING PROBLEMS?
COPDCOGH	NUM	YESNOF.	2018	DURING THE PAST 3 MONTHS, DID YOU HAVE A COUGH ON MOST DAYS?
COPDFLEM	NUM	YESNOF.	2018	DURING THE PAST 3 MONTHS, DID YOU COUGH UP PHLEGM [FLEM] OR MUCUS ON MOST DAYS?
COPDEVER	NUM	YESNO.	2009-2018	EVER TOLD THAT YOU HAVE COPD, EMPHYSEMA, OR CHRONIC BRONCHITIS
CORTICO	NUM	YESNO.	1992	DO YOU TAKE CORTICOSTEROIDS
COUNSEL	NUM	COUNSEL.	1993	RECEIVED COUNSELING @ BLOOD TEST
COUNSEL2	NUM	YESNO.	1994	COUNSELED ABOUT RESULT OF AIDS TEST
COUNSEL3	NUM	COUNSEL.	1995-2000	COUNSELED ABOUT RESULT OF AIDS TEST
COPDSMOK	NUM	XXXIII	2018	OVER YOUR LIFETIME, HOW MANY YEARS HAVE YOU SMOKED TOBACCO PRODUCTS?
***COUNTY	NUM	COUNTY.	1988-2013, 2015-2018	COUNTY OF RESIDENCE
***COUNTY1	NUM	COUNTYA.	1993-2018	COUNTY OF RESIDENCE, FIPS CODING
CP_DY	NUM		2005-2018	INTERVIEW DAY
CP_MN	NUM		2005-2018	MONTH OF INTERVIEW
CP_YR	NUM		2005-2018	INTERVIEW YEAR
CPCTSHAR	NUM	YESNO.	2008-2011	USUALLY SHARE CELL PHONE WITH OTHER ADULTS
CPCTUSE	NUM	VIII.	2008-2013	PERCENT OF ALL PHONE CALLS RECEIVED ON CELL PHONE
CRACASC1	NUM	MRACE.	2014-2018	RCSRACE1 WITHOUT ASIAN SUB-GROUPS
CRGVEXPT	NUM	YESNO.	2016	IN NEXT TWO YEARS DO YOU EXPECT TO PROVIDE CARE OR ASSISTANCE

Part II: SAS Dataset Data Documentation

VARIABLE	TYPE	FORMAT	YEAR	LABEL
CRGVHOUS	NUM	YESNO.	2016	IN PAST 30 DAYS, PROVIDE CARE BY MANAGING HOUSEHOLD TASKS
CRGVMST2	NUM	CRGVMST2.	2016	WHICH SUPPORT SERVICES DO YOU NEED MOST THAT NOT GETTING
CRGVPERS	NUM	YESNO.	2016	IN PAST 30 DAYS, PROVIDE CARE BY MANAGING PERSONAL CARE
CRIME	NUM	SAFE.	2013	HOW SAFE IS NEIGHBORHOOD: CRIME
CRUCIFER	NUM	YESNO.	1989	HAD CRUCIFEROUS VEGETABLE YESTERDAY
CUTMEAL	NUM	YESNO.	2003-2013	CUT SIZE OF MEALS IN PAST 12 MONTHS
CUTOFT	NUM	CUTOFT.	2004-2013	HOW OFTEN CUT SIZE OF MEALS
CUTSMOKE	NUM	CUTSMOKE.	1984-1986	CUT DOWN ON SMOKING TO REDUCE BP
DAILYDY	NUM	V.	2009-2015	DAYS SINCE LAST SMOKED DAILY
DAILYMO	NUM	V.	2009-2015	MONTHS SINCE LAST SMOKED DAILY
DAILYWK	NUM	V.	2009-2015	WEEKS SINCE LAST SMOKED DAILY
DAILYR	NUM	V.	2009-2015	YEARS SINCE LAST SMOKED DAILY
DAMP	NUM	YESNO.	2012	PAST 12 MONTHS: SIGNS OF CONTINUAL OR REPEATED DAMPNES IN YOUR HOME
DAMP1	NUM	YESNO.	2013	SIGNS OF DAMPNES OR MOISTURE IN YOUR HOME IN THE PAST 12 MONTHS
DATE	NUM		1984-1992, 2014-2018	DATE OF INTERVIEW (MM/DD/YY)
DAY	NUM	I.	1993	DAY OF INTERVIEW
DAYSANX	NUM	I.	1996, 2000, 2002-2003, 2005	DAYS FELT WORRIED, ANXIOUS IN PAST 30
DAYSLEEP	NUM	I.	1996, 2000, 2002-2003	DAYS DID NOT GET ENOUGH SLEEP IN PAST30
DAYSPAIN	NUM	I.	1996, 2000, 2002-2003	DAYS PAIN RESTRICTED ACTIVITY IN PAST 30
DAYSSAD	NUM	I.	1996, 2000, 2002-2003, 2005	DAYS FELT SAD, DEPRESSED IN PAST 30
DAYSVIGR	NUM	I.	1996, 2000, 2002-2003	DAYS FELT VERY HEALTHY IN PAST 30
DCCTCD	NUM	YN.	1996	CHANGED DIET
DCCTCHNG	NUM	YESNO.	1996	CHANGES BECAUSE OF DCCT IN PAST 2 YRS
DCCTDK	NUM	YN.	1996	DON'T KNOW/NOT SURE
DCCTEX	NUM	YN.	1996	EXERCISED MORE
DCCTHEAR	NUM	YN.	1996	HEARD OF DIABETES CONTROL COMPL. TRIAL
DCCTII	NUM	YN.	1996	INCREASED INSULIN INJECTIONS
DCCTIP	NUM	YN.	1996	STARTED USING AN INSULIN PUMP
DCCTLW	NUM	YN.	1996	LOST WEIGHT/TRIED TO LOSE WEIGHT
DCCTOM	NUM	YN.	1996	STARTED TAKING ORAL MEDICATION
DCCTRF	NUM	YN.	1996	REFUSED
DCCTSI	NUM	YN.	1996	STARTED TAKING INSULIN
DEAF	NUM	YESNO.	2009, 2016-2018	ARE YOU DEAF OR HAVE SERIOUS DIFFICULTY HEARING
DENSTR	NUM	DENSTR.	2005, 2007-2013	IDENTIFIES LISTED AND UNLISTED TELEPHONE NUMBERS
DENTACC	NUM	DENTACC.	1993	WHO ACCOMPANIES CHILD TO DENTIST
DENTAGE	NUM	XIV.	1993	AGE CHILD SHOULD FIRST VISIT DENTIST
DENTCHK	NUM	YESNO.	1993	CHILD CHECKUP IN PAST YEAR
DENTCLN	NUM	WHEN.	1999-2000, 2002, 2004, 2006, 2008, 2010	HOW LONG SINCE TEETH CLEANED
DENTCOST	NUM	YESNO.	1993-1994	CHILD DID NOT SEE DENTIST DUE TO COST
DENTICAL	NUM	YESNO.	1993-1994	CHILD COVERED BY DENTI-CAL

Part II: SAS Dataset Data Documentation

VARIABLE	TYPE	FORMAT	YEAR	LABEL
DENTMIL	NUM	YESNO.	1993-1994	CHILD COVERED BY MILITARY
DENTNOGO	NUM	DENTNO.	1995, 1997, 2000, 2018	REASON DIDN'T VISIT DENTIST IN PAST YR
DENTNOGO	CHAR		2018	REASON DIDN'T VISIT DENTIST IN PAST YR -- OTHER
DENTPLAN	NUM	YESNO.	1993-1994	CHILD COVERED BY DENTAL INSURANCE PLAN
DENTPLN1	NUM	YESNO.	1994, 1996	HAS DENTAL INSURANCE PLAN
DENTPLN2	NUM	YESNO.	1995, 1997, 2000, 2016, 2018	HAS DENTAL INSURANCE PLAN
DEPEVER	NUM	YESNO.	2006, 2008, 2010	DR EVER TOLD HAD DEPRESSIVE DISORDER
DEPRESN	NUM	YESNO.	1996, 1998	TOLD BY MD YOU HAVE DEPRESSION
DEPRESN	NUM	YESNO.	1996, 1998	EVER TOLD BY A DOCTOR YOU HAD DEPRESSION
DEPRESS1	NUM	YESNO.	2011-2018	EVER TOLD YOU HAVE A DEPRESSIVE DISORDER
DESCANC	NUM	YESNO.	1994	HEARD DES WHEN PREGNANT RISK OF CANCER
DESDAUT	NUM	YESNO.	1994	HEARD DES DAUGHTERS RISK OF CANCER
DESHEARD	NUM	YESNO.	1994	EVER HEARD OF DIETHYLSIBESTEROL (DES)
DESMOM	NUM	YESNO.	1994	DID MOTHER TAKE DES WHILE PREGNANT W/YOU
DESMOM2	NUM	YESNO.	1994	EVER TRIED TO CONFIRM MOM TOOK DES
DESPREG	NUM	YESNO.	1994	GIVEN DES DURING ANY PREGNANCY
DESPREG2	NUM	YESNO.	1994	TRIED TO CONFIRM IF GIVEN DES
DESPROB	NUM	YESNO.	1994	HEARD DES EXPOSURE RISK OF OTHER PROBS
DESSON	NUM	YESNO.	1994	HEARD DES SON AT RISK OF CANCER
DIABAGE	NUM	I.	1993-2011, 2014-2018	AGE WHEN DIABETES WAS DIAGNOSED
DIABCDC	NUM	DIABCDC.	2006-2011	EVER HAD DIABETES - CONSTRUCTED FOR CDC
DIABCOR1	NUM	DIABCORA.	1993-2003	EVER HAD DIABETES (CORE, 1993)
DIABCOR2	NUM	DIABCORA.	2004-2012	EVER HAD DIABETES
DIABCOR3	NUM	DIAB3A.	2013-2018	EVER HAD DIABETES OR PRE-DIABETES
DIABCORE	NUM	YESNO.	1988-1992	EVER HAD DIABETES (CORE)
DIABCRSE	NUM	YESNO.	2000-2013, 2015, 2017	TAKEN COURSE ON HOW TO MANAGE DIABETES
DIABDOC	NUM	I.	1994	TIMES SEEN DOCTOR F/DIABETES LAST YEAR
DIABDOC2	NUM	I.	1995-2012, 2015, 2017	TIMES SEEN DOCTOR F/DIABETES LAST YEAR
DIABDOC3	NUM	XXIX.	2001-2013, 2015, 2017	TIMES DOCTOR CHECKED A ONE C
DIABDOCB	NUM	I.	1994-1999	TIMES DOC. CHECKED F/GLYCOSYLATED HEMO
DIABDOCC	NUM	I.	2000	TIMES DOC. CHECKED F/GLYCOSYLATED HEMO
DIABDOL	NUM	DIABMOD.	1993	PROBLEM SEEING DOLLAR BILL
DIABETES	NUM	YESNO.	1984-1988	EVER HAD DIABETES
DIABEYE	NUM	HOWLNH.	2013	LAST TIME YOU HAD AN EYE EXAM IN WHICH PUPILS WERE DILATED
DIABF_A	NUM	YESNO.	2004-2009	NO FAMILY MEMBERS HAD DIABETES
DIABF_B	NUM	YESNO.	2004-2009	FATHER HAD DIABETES
DIABF_C	NUM	YESNO.	2004-2009	MOTHER HAD DIABETES
DIABF_D	NUM	YESNO.	2004-2009	BROTHER HAD DIABETES
DIABF_E	NUM	YESNO.	2004-2009	SISTER HAD DIABETES

Part II: SAS Dataset Data Documentation

VARIABLE	TYPE	FORMAT	YEAR	LABEL
DIABF_F	NUM	YESNO.	2004-2009	SON HAD DIABETES
DIABF_G	NUM	YESNO.	2004-2009	DAUGHTER HAD DIABETES
DIABF_H	NUM	YESNO.	2004-2009	OTHER FAMILY HAD DIABETES
DIABF_I	NUM	YESNO.	2004-2009	GRANDPARENTS HAD DIABETES
DIABF_J	NUM	YESNO.	2004-2009	AUNT/UNCLE/COUSIN HAD DIABETES
DIABGEST	NUM	YESNO.	1995-2012	GESTATIONAL DIABETES
DIABINS	NUM	YESNO.	1993-2012, 2015, 2017	NOW TAKING INSULIN
DIABLIC	NUM	DIABMOD.	1993	PROBLEM READING LICENSE PLATE
DIABOTH1	NUM	YESNO.	1996	OTHER ADULT IN HOUSEHOLD HAS DIABETES
DIABPILL	NUM	YESNO.	2000-2007	NOW TAKING DIABETES PILLS
DIABPRVN	NUM	YESNO.	2005-2009	LOSE WEIGHT/EXERCISE/DIET TO CONTROL/PREVENT DIABETES
DIABRISK	NUM	YESNO.	2005-2009	TOLD AT RISK FOR DIABETES
DIABVIS	NUM	HEALTH.	1993	QUALITY OF VISION
DIET12M	NUM	YESNO.	2013	TRIED TO LOSE WEIGHT IN LAST 12 MONTHS
DIETFP	NUM	YESNO.	2001	WAS CHANGE IN DIET FOR ARTHRITIS
DIETPILL	NUM	YESNO.	1989	TAKE DIET PILLS TO LOSE/MAINTAIN WEIGHT
DIFDRES2	NUM	YESNO.	2009, 2013-2018	DIFFICULTY DRESSING OR BATHING
DIFFDRES	NUM	YESNO.	2007-2008	DIFFICULTY DRESSING, BATHING, GETTING AROUND IN HOME
DIFFERND	NUM	YESNO.	2009, 2013-2018	DIFFICULTY DOING ERRANDS BECAUSE OF PHYSICAL, MENTAL, EMOTIONAL CONDITION
DIFFOUT	NUM	YESNO.	2006-2008	DIFFICULTY GOING OUTSIDE HOME
DIFFWALK	NUM	YESNO.	2009, 2013-2018	SERIOUS DIFFICULTY WALKING OR CLIMBING STAIRS
DIFFWORK	NUM	YESNO.	2006-2008	DIFFICULTY WORKING AT JOB OR BUSINESS
DISCARE	NUM	YESNO.	2004	PROBLEM MADE IT HARD TO GET CARE
DISCEVER	NUM	YESNO.	2013	EXPERIENCED DISCRIMINATION BECAUSE OF RACE
DISCLOAN	NUM	YESNO.	2014	EXPERIENCED DISCRIMINATION GETTING LOANS
DISCMOVE	NUM	YESNO.	2014	EXPERIENCED DISCRIMINATION WHEN MOVING
DISDISAB	NUM	YESNO.	2013	EXPERIENCES DISCRIMINATION BECAUSE OF A DISABILITY
DISEDUC	NUM	YESNO.	2014	EXPERIENCED DISCRIMINATION OBTAINING EDUCATION
DISLONG	NUM	XXIII.	2004	HOW LONG ACTIVITIES BEEN LIMITED
DISMD_A	NUM	YESNO.	2004	PROBLEM WITH MED CARE - TRANS
DISMD_B	NUM	YESNO.	2004	PROBLEM WITH MED CARE - SPECIALIST
DISMD_C	NUM	YESNO.	2004	PROBLEM WITH MED CARE - EXAM EQUIP
DISMD_D	NUM	YESNO.	2004	PROBLEM WITH MED CARE - ASSISTANCE
DISMD_E	NUM	YESNO.	2004	PROBLEM WITH MED CARE - ATTITUDE
DISMD_F	NUM	YESNO.	2004	PROBLEM WITH MED CARE - COST
DISMD_G	NUM	YESNO.	2004	PROBLEM WITH MED CARE - LACK OF TIME
DISMD_H	NUM	YESNO.	2004	PROBLEM WITH MED CARE - OTHER
DOCPREF	NUM	DOCTYPE.	2010	FROM WHOM DO YOU PREFER TO RECEIVE MEDICAL INFORMATION AND ADVICE
DOCREQ	NUM	YESNO.	2009-2010	ARE DOCTORS REQUIRED TO ASK IF YOUNG CHILDREN AT RISK FOR LEAD POISONING
DOCREQ1	NUM	YESNO.	2012	ARE DOCS REQUIRED TO FIND OUT IF YOUNG CHILDREN AT RISK FOR LEAD POISONING
DOCSTLHM	NUM	YESNO.	2008	PAST 12 MONTHS, HAS DOCTOR RECOMMENDED A HOME BLOOD STOOL TEST

Part II: SAS Dataset Data Documentation

VARIABLE	TYPE	FORMAT	YEAR	LABEL
DOCTOR	NUM	I.	2013	# TIMES SEEN A DR OR OTHER HEALTH PROFESSIONAL IN PAST 12 MONTHS
DOCTYPE	NUM	DOCTYPE.	2010-2011	WHO TALKED WITH YOU ABOUT HOW TO PREVENT LEAD POISONING
DONATE	NUM	YESNO.	1990	CAN GET AIDS FROM GIVING BLOOD
DONATE2	NUM	YESNO.	1991-1992	CAN GET AIDS FROM DONATING BLOOD
DONBLD12	NUM	YESNO.	1998-2000	DONATED BLOOD IN THE PAST 12 MONTHS
DRALCOH	NUM	YESNO.	2011	HAS DR OR OTR HEALTH PROFESSIONAL ASKED ABOUT ALCOHOL USE
DRE	NUM	YESNO.	1988-1993	HEARD OF DIGITAL RECTAL EXAM
DRINKANY	NUM	YESNO.	1984-1992	DRANK ALCOHOL IN PAST MONTH
DRINKDRI	NUM	I.	1984-1993, 1995-2004, 2006, 2008, 2010, 2012-2014, 2016, 2018	TIMES DROVE AFTER TOO MUCH ALCOHOL
DRINKGE5	NUM	I.	1984-1993, 1995-2004	TIMES HAD FIVE OR MORE DRINKS
DRINKNUM	NUM	I.	2005-2018	HIGHEST # OF DRINKS ON ONE OCCASION
DRIVECAR	NUM	I.	2000-2002	DAYS PER WEEK DRIVE MOTOR VEHICLE
DRKALC	NUM	II.	1989-1993	DAYS DRANK ALCOHOL PER WK OR MONTH
DRKANOEY	NUM	YESNO.	1996-2001	EVER ANNOYED BY CRITICISM OF DRINKING
DRKBEER	NUM	II.	1984-1988, 1995-2000	HOW OFTEN DRINK BEER PER WEEK/MONTH
DRKCUT	NUM	YNNAB.	1996-2001	EVER FELT OUGHT TO CUT DOWN ON DRINKING
DRKGLTY	NUM	YESNO.	1996-2001	EVER FELT GUILTY OR BAD ABOUT DRINKING
DRKLIQR	NUM	II.	1984-1988, 1995-2000	HOW OFTEN DRINK LIQUOR PER WEEK/MONTH
DRKMORN	NUM	YESNO.	1996-2001	EVER DRANK IN MORNING TO RID HANGOVER
DRKWINE	NUM	II.	1984-1988, 1995-2000	HOW OFTEN DRINK WINE PER WEEK/MONTH
DRMED	NUM	YESNO.	2001	TAKEN MED PRESCRIBED BY DR IN PAST 12 MNTHS
DRMEDFP	NUM	YESNO.	2001	WERE MEDICATIONS FOR ARTHRITIS
DRNKALC	NUM	II.	2000-2001	DAYS DRANK ALC PER WEEK/MONTH
DRNKALC2	NUM	II.	2002-2018	DAYS DRANK ALCOHOL PER WEEK/MONTH
DRNKANY	NUM	YESNO.	1984-1992	DRANK ALCOHOL IN PAST MONTH
DRNKANY1	NUM	YESNO.	1993, 1995-2004	DRANK ALCOHOL IN PAST MONTH
DRNKANY3	NUM	YESNO.	2005-2010	DRANK ALCOHOL IN PAST MONTH
DRNKANY5	NUM	DRNKANY5a.	2014-2018	CALCULATED-DRINK ANY ALCOHOLIC BEVERAGES IN PAST 30 DAYS
DRNKGE5B	NUM	I.	2005-2018	TIMES HAD FIVE OR MORE DRINKS
DRSUP	NUM	YESNO.	2001	SAW DR FOR REACTION
DRTOLD	NUM	YESNO.	2001	TOLD MD YOU WERE TAKING SUPPLEMENTS
DVABUSE	NUM	YESNO.	2017-2018	PAST 12 MONTHS, HAS A PARTNER PHYSICALLY HURT YOU IN ANY WAY
DVBC	NUM	YESNO.	2017-2018	PAST 12 MONTHS, HAS A PARTNER OR FORMER PARTNER TRIED TO FORCE OR PRESSURE YOU TO BECOME PREGNANT
DVCHILD	NUM	YESNO.	2017-2018	OF THE PAST 12 MONTHS WHEN PARTNER PHYSICALLY YOU WERE THERE ANY CHILDREN PRESENT
DVCNTR0L	NUM	YESNO.	2013, 2017-2018	PARTNER TRIED TO CONTROL PAST 12 MONTHS
DVFEAR2	NUM	FEAR.	2013	AFRAID OF PARTNER PAST 12 MONTHS

Part II: SAS Dataset Data Documentation

VARIABLE	TYPE	FORMAT	YEAR	LABEL
DVFEAR3	NUM	FEAR.	2017, 2018	PAST 12 MONNTHS, AFRAID FOR SELF OR OTHERS
DVRELATN	NUM	DVRELATN.	2013	RELATIONSHIP WITH PERSON
DVRELATNTX	CHAR		2013	OTHER (SPECIFY) DVRELATN
DVTOUCH	NUM	YESNO.	2017-2018	PAST 12 MONTHS, DID PARTNER FORCE YOU INTO ANY TYPE OF UNWANTED SEXUAL ACTIVITY
EATCANDY	NUM	EATCNDY.	2004	HOW OFTEN CHILD EATS CANDY
EATLESS	NUM	EATLESS.	1991-1996, 1998-1999	HOW OFTEN EAT LESS BECAUSE NO MONEY
EATLESSC	NUM	YESNO.	2003-2013	ATE LESS THAN FELT SHOULD IN PAST 12 MNTHS
EATOFT	NUM	XIII.	1992	HOW OFTEN EAT RAW SHELLFISH
EATRAW	NUM	YESNO.	1992	EVER EAT RAW SHELLFISH
ECIG30	NUM	I.	2012-2015	PAST 30 DAYS, # DAYS USED ELECTRONIC CIGARETTES
ECIG30A	NUM	TYPEI.	2016	PAST 30 DAYS, # DAYS USED E-CIG OR VAPE PEN, TANK, OR MOD
ECIGEVDA	NUM	EVDAY.	2016-2018	DO YOU NOW USE E-CIG EVERYDAY, SOMEDAYS, OR NOT AT ALL
ECIGUSE	NUM	YESNO.	2016-2018	IN ENTIRE LIFE USE E-CIG OR VAPE
EDUCA ¹²	NUM	EDUCA.	1984-1992, 1995-2018	EDUCATION LEVEL
EDUCA2	NUM	EDUCAA.	1993-1994	EDUCATION LEVEL (1993)
EDUCAC	NUM	EDUCAC.	2014-2018	EDUCATION LEVEL (CDC CATEGORIES)
EFFTEST	NUM	EFFECT.	2012-2014	EFFECTIVENESS OF HOME BLOOD STOOL TEST, COLONOSCOPY AND SIGMOIDOSCOPY IN FINDING CANCER
EHOURS1	NUM	I.	2014-2015	ACTIVITY 1 TOTAL HOURS
EHOURS2	NUM	I.	2014-2015	ACTIVITY 2 TOTAL HOURS
EMIUNTS1	NUM	I.	2014-2015	ACTIVITY 1 TOTAL MINUTES
EMIUNTS2	NUM	I.	2014-2015	ACTIVITY 2 TOTAL MINUTES
EMONS1	NUM	I.	2014-2015	ACTIVITY 1 TIMES PER MONTH
EMONS2	NUM	I.	2014-2015	ACTIVITY 2 TIMES PER MONTH
EMOTSUP	NUM	EMOTSUP.	2005-2010	HOW OFTEN GET THE EMOTIONAL SUPPORT YOU NEED
EMOTHELP	NUM	YESNO.	2014	THOUGHT NEEDED HELP FOR EMOTIONAL OF MENTAL HEALTH PROBLEMS
EMOUPSET	NUM	YESNO.	2013	FELT UPSET AS A RESULT OF HOW YOU WERE TREATED BASED ON RACE, ETHNICITY, OR DISABILITY
EMP50	NUM	YESNO.	2009-2010, 2012	COMPANY EMPLOY MORE THAN 50 PEOPLE
EMPACHO	NUM	YESNO.	2008	CHILD IN HOME GIVEN AZARCON OR GRETA FOR STOMACH ACHE
EMPL12M	NUM	YNEMP.	2007	EMPLOYED DURING PAST 12 MONTHS
EMPLOY	NUM	EMPLOY.	1984-1992	EMPLOYMENT STATUS
EMPLOY2	NUM	EMPLOYA.	1993-2018	EMPLOYMENT STATUS
EMPPLAN	NUM	YESNO.	1996-2013	OWN EMPLOYER PROVIDES HEALTH COVERAGE
ENERGY	NUM	YESNO.	2001	USED ENERGY HEALING IN PAST 12 MONTHS

¹² Beginning in 2014, core BRFSS interviews conducted by other states with California residents who have cell phone numbers with area codes originating from other states are now included in the dataset. The CA version of education (EDUCA) has more answer categories than the CDC version (EDUCAC). Respondents with data collected by other states answered the CDC version of education (EDUCAC) not the state version (EDUCA). Therefore, they are missing values in EDUCA, but have values in EDUCAC.

Part II: SAS Dataset Data Documentation

VARIABLE	TYPE	FORMAT	YEAR	LABEL
ENERGYFP	NUM	YESNO.	2001	WAS ENERGY HEALING FOR ARTHRITIS
ENROLLED	NUM	YESNO.	2009-2016	CURRENTLY ENROLLED IN COLLEGE COURSE
ENUFREST	NUM	VII.	2008-2011	DAYS DID NOT GET ENOUGH REST IN PAST 30 DAYS
ENVAIR	NUM	YESNO.	2004	ILLNESS INDOOR AIR IN PAST 12 MONTHS
ENVAIRB	NUM	YESNO.	2004	ILLNESS OUTDOOR AIR IN PAST 12 MONTHS
EPHEDDR	NUM	EPHEDDR.	2002	MD/ER BECAUSE OF EPHEDRA REACTION
EPHEDRA2	NUM	YESNOB.	2002	TAKEN EPHEDRA IN PAST 12 MONTHS
EPHEDSTP	NUM	YESNO.	2002	STOPPED EPHEDRA BECAUSE OF REACTION
EQUIP	NUM	YESNO.	2001-2016	HEALTH PROBLEMS THAT REQUIRE EQUIPMENT
ESTROHR3	NUM	YESNO.	2000	CURRENTLY TAKING ESTROGEN
EVEREST	NUM	YESNO.	2000	EVER TAKEN ESTROGEN
EVRHNGRY	NUM	YESNO.	2003-2013	HUNGRY/ NOT AFFORD FOOD PAST 12 MNTHS
EWC1	NUM	WHYCBE.	2016	LAST MAMMOGRAM PART OF ROUTINE CHECKUP OR BECAUSE BREAST PROBLEM
EWC10	NUM	YESNO.	2016	EVER BEEN OFFERED TO BE SCREENED FOR CERVICAL CANCER WITH HPV AND PAP AT SAME TIME
EWC11	NUM	YESNO.	2016	EVER TOLD REPEAT THESE TWO TESTS EVERY 5 YEARS IF RESULTS NORMAL
EWC12	NUM	YESNO.	2016	EVER HAD HPV AND PAP DONE AT SAME TIME FOR CERVICAL CANCER SCREEN
EWC13	NUM	YESNO.	2016	PROFESSIONAL EVER PROVIDED INFORMATION ABOUT PSA TEST
EWC2	NUM	EWC2a.	2016	WHAT WAS MAIN REASON DID LAST MAMMOGRAM IN PAST TWO YEARS
EWC2_O1	CHAR		2016	OTHER (SPECIFY) EWC2
EWC3	NUM	TYPEI.	2016	WHAT AGE DO YOU THINK WOMEN SHOULD GET MAMMOGRAMS
EWC4	NUM	EWC4a.	2016	HOW OFTEN GET MAMMOGRAM AFTER FIRST ONE
EWC4_O1	CHAR		2016	OTHER (SPECIFY) EWC4
EWC5	NUM	YESNO.	2016	DOCTOR ASSESSED OR CONSULTED ABOUT BREAST CANCER RISK
EWC6	NUM	YESNO.	2016	DID DOCTOR DETERMINE YOU AT HIGHER THAN NORMAL RISK FOR BREAST CANCER
EWC7	NUM	YESNO.	2016	DOCTOR DETERMINED AT HIGHER RISK FOR BREAST CANCER, DID HAVE MRI
EWC8	NUM	HOWLNGC.	2016	INCREASED RISK FOR BREAST CANCER, WHEN WAS LAST MRI
EWC9	NUM	EWC9a.	2016	AT LAST PAP TEST, RECOMMENDED CERVICAL CANCER SCREENING
EWKS1	NUM	I.	2014-2015	ACTIVITY 1 TOTAL TIMES PER WEEK
EWKS2	NUM	I.	2014-2015	ACTIVITY 2 TOTAL TIMES PER WEEK
EXBMODM2	NUM	EXBMOD.	2013	HOW MANY MINUTES SHOULD DO MOD/VIG ACTIVITY FOR GOOD HEALTH
EXER3OTH	CHAR		2013-2015, 2017	OTHER (SPECIFY) EXERACT3
EXER4OTH	CHAR		2013-2015, 2017	OTHER (SPECIFY) EXERACT4
EXER93	NUM	YESNO.	1993	PARTICIPATE IN ANY PHYSICAL ACTIVITY
EXERACT1	NUM	EXERACT.	1984-1992, 1994-1996, 1998, 2000	TYPE OF PHYSICAL ACTIVITY
EXERACT2	NUM	EXERACT.	1984-1992, 1994-1996, 1998, 2000	TYPE OF OTHER PHYSICAL ACTIVITY
EXERACT3	NUM	EXERACTB.	2011-2015, 2017	TYPE OF PHYSICAL ACTIVITY
EXERACT4	NUM	EXERACTB.	2011-2015, 2017	TYPE OF OTHER PHYSICAL ACTIVITY

Part II: SAS Dataset Data Documentation

VARIABLE	TYPE	FORMAT	YEAR	LABEL
EXERANY	NUM	YESNO.	1984-1992, 1994-1998, 2000	PARTICIPATE IN ANY PHYSICAL ACTIVITY
EXERANY1	NUM	YESNO.	2002-2018	ANY PHYSICAL ACTIVITY OTHER THAN JOB
EXERANY2	NUM	YESNO.	2001	ANY PHYSICAL ACTIVITY OTHER THAN WORK
EXERCOM2	NUM	I.	2009-2010	DAYS PER WEEK - MOD, VIG OR COMBINATION EXERCISE (AT LEAST 30 MINUTES)
EXERCOMB	NUM	I.	2008	DAYS PER WEEK - MOD, VIG OR COMBINATION EXERCISE (AT LEAST 10 MINUTES)
EXERDIS1	NUM	II.	1984-1992, 1994-1996, 1998, 2000	DISTANCE IN MILES AND TENTHS
EXERDIS2	NUM	II.	1984-1992, 1994-1996, 1998, 2000	DISTANCE IN MILES AND TENTHS
EXERFP	NUM	YESNO.	2001	WAS EXERCISE FOR ARTHRITIS
EXERHMM1	NUM	XI.	1984-1992, 1994-1996, 1998, 2000, 2011-2015, 2017	HOW LONG ACTIVITY DONE
EXERHMM2	NUM	XI.	1984-1992, 1994-1996, 1998, 2000, 2011-2015, 2017	HOW LONG SECOND ACTIVITY DONE
EXERINFO	NUM	YESNO.	2007	LAST 12 MONTHS: HEALTH CARE PROVIDER GIVE YOU INFO ABOUT EXERCISING
EXERMOD	NUM	YESNO.	2001, 2003, 2005-2010	ANY MODERATE EXERCISE
EXERMOV	NUM	YESNO.	2001	USED SPEC EXERCISE IN PAST 12 MONTHS
EXEROFT	NUM	III.	1994-1996, 1998, 2000	HOW MANY TIMES ACTIVITY DONE
EXEROFT1	NUM	III.	1984-1992, 2011-2015, 2017	HOW MANY TIMES ACTIVITY DONE
EXEROFT2	NUM	III.	1984-1992, 1994-1996, 1998, 2000, 2011-2015, 2017	HOW MANY TIMES SECOND ACTIVITY DONE
EXEROTH	NUM	YESNO.	1984-1986, 1995	PARTICIPATE IN OTHER ACTIVITY (1984-86)
EXEROTH2	NUM	YESNO.	1984-1992, 1994-1996, 1998, 2000	PARTICIPATE IN ANOTHER ACTIVITY
EXERPROG	NUM	YESNO.	1984-1986	FOLLOWING EXERCISE PROGRAM TO REDUCE BP
EXERR_A	NUM	YESNO.	1997	PREVENTS EXERCISE-LACK OF TIME
EXERR_B	NUM	YESNO.	1997	PREVENTS EXERCISE-SELF CONSCIOUS
EXERR_C	NUM	YESNO.	1997	PREVENTS EXERCISE-LACK OF ENJOYMENT
EXERR_D	NUM	YESNO.	1997	PREVENTS EXERCISE-NO ONE TO DO IT WITH
EXERR_E	NUM	YESNO.	1997	PREVENTS EXERCISE-SAFETY CONCERNS
EXERR_F	NUM	YESNO.	1997	PREVENTS EXERCISE-LACK OF ENERGY
EXERVIG	NUM	YESNO.	2001, 2003, 2005-2010	ANY VIGOROUS ACTIVITY
EXERWORK	NUM	EXERWORK.	2001, 2003, 2005-2010	WHAT ACTIVITY AT JOB
EXPEHRS	NUM	XXVI.	2014-2018	TOTAL MIN EXPOSED TO E-CIG SMOKE PAST WEEK
EXPHRS	NUM	XXVI.	2009-2018	TOTAL MIN EXPOSED TO SMOKE PAST WEEK
EXPOTH	NUM	YESNO.	2009	EXPOSED TO SMOKE AT OTHER PLACES
EXPOTH1	NUM	WHEREXP.	2010-2015	IN CALIFORNIA, PAST 6 MNTS, EXPOSED TO SMOKE OTHER THAN HOME/WORKPLACE
EXPOTH2	NUM	YESNO.	2016	IN PAST 6 MONTHS, EXPOSED TO SMOKING/VAPING OTHER THAN HOME/WORKPLACE

Part II: SAS Dataset Data Documentation

VARIABLE	TYPE	FORMAT	YEAR	LABEL
EXPTXT1	NUM	WHEREXP.	2010-2011, 2013-2016	LAST TIME HAPPENED IN CALIFORNIA, WHERE WERE YOU
EXPTXT10	CHAR		2013-2016	OTHER (SPECIFY) EXPTXT1
EXPWHERE	NUM	YESNO.	2016	DO ANY OF THESE SITUATIONS APPLY TO YOU?
EXPWHERE17	NUM	YESNO.	2017	DO ANY OF THESE SITUATIONS APPLY TO YOU?
EXPWHERE18	NUM	YESNO.	2018	DO ANY OF THESE SITUATIONS APPLY TO YOU?
EYEEAR	NUM	YESNO.	2006-2008	BLIND/DEAF/SEVERE VISION OR HEARING
EYEINSUR	NUM	YNNA.	2011-2012	HAVE ANY KIND OF HEALTH INSURANCE COVERAGE FOR EYE CARE
EYES7	NUM	YESNO.	1991	HAD IRRITATED EYES IN LAST 7 DAYS
F40	NUM	YESNO.	1995	WOMAN AGE 40+ LIVING IN HOUSEHOLD
F40A	NUM	III.	1995	AGE OF FIRST WOMAN AGE 40+
F40B	NUM	III.	1995	AGE OF SECOND WOMAN AGE 40+
F40C	NUM	III.	1995	AGE OF THIRD WOMAN AGE 40+
F40CBEG	NUM	BGUIDE.	1995	HOW OFT SHOULD WOMAN 40+ HAVE CBE (40+)
F40DFPAY	NUM	DIFFIC.	1995	DIFFICULTY PAYING FOR MAMMOGRAM (40+)
F40GUIDE	NUM	BGUIDE.	1995	HOW OFT SHOULD 40+ WOMEN GET MAMM
F40INPAY	NUM	YESNO.	1995	INSURANCE PAYS FOR MAMMOGRAM (40+)
F40NUM	NUM	VII.	1995	NUMBER OF WOMEN 40+ LIVING IN HOUSEHOLD
F40RXMAM	NUM	YESNO.	1995	DR. SUGGESTED LAST MAMMOGRAM (40+)
F40SFPAY	NUM	YESNO.	1995	PAID FOR ALL/PART OF LAST MAMM. (40+)
F50GUID2	NUM	IMPORT.	1995	IMPORTANCE OF MAMM, 50+ NO BC IN FAMILY
F50GUID3	NUM	IMPORT.	1995	IMPORTANCE OF MAMM, 50+ NO BC SYMPTOMS
F50GUIDE	NUM	BGUIDE.	1995	HOW OFTEN SHOULD 50+ WOMEN GET MAMM
F50RXMAM	NUM	YESNO.	1995	EVER TOLD BY DR NEEDED TO HAVE MAMMOG
FALL3MNB	NUM	I.	2006, 2008, 2010	TIMES FALLEN IN PAST 3 MONTHS
FALL4MNB	NUM	II.	2012, 2014, 2016, 2018	TIMES FALLEN IN PAST 12 MONTHS
FALLINJ1	NUM	I.	2008, 2010, 2013	DID FALL CAUSE AN INJURY
FALLINJ2	NUM	I.	2008, 2010, 2013	DID FALLS CAUSE INJURY
FALLINJA	NUM	YESNO.	2008, 2010	DID FALL CAUSE AN INJURY
FALLINJB	NUM	I.	2008, 2010, 2014, 2016, 2018	TIMES INJURED FROM FALL IN PAST 3 MONTHS
FALLINJR	NUM	I.	2003, 2006	TIMES INJURED FROM FALL IN PAST 3 MONTHS
FAMCANC	NUM	YESNO.	1989-1990	IMMEDIATE FAMILY HX OF CANCER (EXC SKIN)
FAMCOLON	NUM	YESNO.	2012-2014	DID BIOLOGICAL BLOOD RELATIVE EVER HAVE COLON OR RECTAL CANCER
FARMRMKT	NUM	YESNO.	2013, 2015	PAST 12 MONTHS SHOP AT FARMER'S MARKET
FAST	NUM	YESNO.	1989	FASTING TO LOSE/MAINTAIN WEIGHT
FAT	NUM	FAT.	1988	DIET HIGH IN FAT
FDSTMAPP	NUM	YESNO.	2003-2004, 2006-2010	APPLIED FOR FOOD STAMPS IN PAST 12 MONTHS
FDSTMRE2	NUM	YESNO.	2008-2010	ANYONE IN HOUSEHOLD RECEIVE FOOD STAMPS PAST 12 MONTHS
FDSTMRE3	NUM	YESNO.	2011-2015	ANYONE IN HOUSEHOLD RECEIVE FOOD STAMPS PAST 12 MONTHS WITH EBT CARD

Part II: SAS Dataset Data Documentation

VARIABLE	TYPE	FORMAT	YEAR	LABEL
FDSTMREC	NUM	YESNO.	2004-2007	FOOD STAMPS THROUGH DEBT CARD/12 MONTHS
FEETSORE	NUM	YESNO.	2000-2007	EVER HAD FEET SORES (>4 WKS TO HEAL)
FEWCAL	NUM	YESNO.	1985-1988, 1991-1992	EATING FEWER CALORIES TO LOSE WEIGHT
FEWCAL2	NUM	FEWCAL.	1994, 1996, 1998, 2000, 2003	EATING FEWER CALORIES TO CONTROL WEIGHT
FEWCAL89	NUM	YESNO.	1989	FEWER CALORIES TO LOSE/MAINTAIN WEIGHT
FEWCALHL	NUM	IV.	1989	HOW LONG EATING FEWER CALORIES
FIBER	NUM	FIBER.	1988	DIET HIGH IN FIBER
FIPS	CHAR		1988, 1997-1998	STATE FIPS CODE
FIREESCP	NUM	YESNO.	1993	PLAN TO ESCAPE FROM HOUSE
FIRMSIZ2	NUM	VII.	1997-2000	TOTAL EMPLOYEES OF MAIN EMPLOYER
FIRMSIZE	NUM	SIZE.	1996	TOTAL EMPLOYEES OF MAIN EMPLOYER
FIRMTYPE	NUM	FTYPE.	1996-1998	MAIN EMPLOYER'S TYPE OF BUSINESS
FIRSTTOB	NUM	YESNO.	2017-2018	DID YOU START WITH FLAVORED TOBACCO PRODUCTS
FLAVCGL	NUM	YESNO.	2013-2015	DID YOU USE: FLAVORED CIGARILLOS
FLAVCGL3	NUM	YESNO.	2016-2018	IN LAST 30 DAYS, USE: FLAVORED CIGARILLOS
FLAVCGR	NUM	YESNO.	2013-2015	DID YOU USE: FLAVORED CIGARS
FLAVCGR3	NUM	YESNO.	2016-2018	IN LAST 30 DAYS, USE: CIGARS
FLAVCHW3	NUM	YESNO.	2016-2018	IN LAST 30 DAYS, USE: CHEW
FLAVECIG	NUM	YESNO.	2013-2015	DID YOU USE: FLAVORED E-CIGARETTES
FLAVECIG3	NUM	YESNO.	2016-2018	IN LAST 30 DAYS, USE: E-CIGS
FLAVHKH	NUM	YESNO.	2013-2015	DID YOU USE: FLAVORED HOOKAH
FLAVHKH3	NUM	YESNO.	2016-2018	IN LAST 30 DAYS, USE: HOOKAH
FLAVLCGR	NUM	YESNO.	2013-2015	DID YOU USE: FLAVORED LITTLE CIGARS
FLAVSNS	NUM	YESNO.	2013-2015	DID YOU USE: FLAVORED SNUS
FLAVSTART	NUM	FLAVSTART.	2017-2018	WHICH FLAVORED TOBACCO PRODUCT DID YOU START WITH
FLNOSWHN	NUM	XXVI.	2008-2009	MONTH & YEAR OF MOST RECENT FLU VACCINE FROM NOSE SPRAY (2 DIGIT MONTH)
FLNOSWHN2	NUM	XXVI.	2009-2010	MONTH & YEAR OF MOST RECENT SEASONAL FLU VACCINE FROM NOSE SPRAY
FLRINSE	NUM	YESNO.	1993	MOUTH RINSE PROGRAM
FLSHTWH3	CHAR	XVI.	2011-2018	MONTH & YEAR OF MOST RECENT SEASONAL FLU SHOT OR SPRAY
FLSHTWHN	NUM	XXVI.	2008-2009	MONTH & YEAR OF MOST RECENT FLU SHOT
FLSHTWHN2	NUM	XXVI.	2009-2010	MONTH & YEAR OF MOST RECENT SEASONAL FLU SHOT
FLUCOUGH	NUM	YESNO.	2007	JANUARY TO MAY: LAST MONTH HAVE COUGH AND/OR SORE THROAT
FLUDIA2	NUM	YESNO.	2007	JUNE TO DECEMBER: DOC TELL YOU THAT YOU HAD FLU
FLUDIAG	NUM	YESNO.	2007	JANUARY TO MAY: DOC TELL YOU ILLNESS WAS FLU
FLUFACE	NUM	YESNO.	2004-2005	FACE-TO-FACE OR HANDS-ON CONTACT W/ PATIENTS
FLUFEVER	NUM	YESNO.	2007	JANUARY TO MAY: ILL WITH FEVER LAST MONTH
FLUH1	NUM	YESNO.	2009-2010	PAST MONTH: ILL WITH A FEVER
FLUH10	NUM	I.	2009-2010	PAST MONTH: TOTAL NUMBER OF HOUSEHOLD MEMBERS HOSPITALIZED FOR FLU

Part II: SAS Dataset Data Documentation

VARIABLE	TYPE	FORMAT	YEAR	LABEL
FLUH2	NUM	YESNO.	2009-2010	HAVE A COUGH OR SORE THROAT IN ADDITION TO FEVER
FLUH3	NUM	XXVI.	2009-2010	WHEN DID YOU FIRST BECOME ILL WITH FEVER, COUGH OR SORE THROAT
FLUH4	NUM	YESNO.	2009-2010	VISIT A HEALTH CARE PROFESSIONAL FOR ILLNESS
FLUH5	NUM	TYPEFLU.	2009-2010	WHAT WAS THE DIAGNOSIS
FLUH6	NUM	FLUTEST.	2009-2010	DID YOU HAVE A FLU TEST THAT WAS POSITIVE FOR ILLNESS
FLUH7	NUM	YESNO.	2009-2010	DID YOU RECEIVE TAMIFLU, ET AL FOR ILLNESS
FLUH8	NUM	YESNO.	2009-2010	ANY OTHER MEMBERS OF HOUSEHOLD HAVE FEVER WITH COUGH OR SORE THROAT
FLUH9	NUM	I.	2009-2010	PAST MONTH: TOTAL NUMBER OF HOUSEHOLD MEMBERS ILL
FLUHHME2	NUM	I.	2007	JUNE TO DECEMBER: # HOUSEHOLD MEMBERS W/FLU PAST FALL OR WINTER
FLUHHMEM	NUM	I.	2007	JANUARY TO MAY: # HOUSEHOLD MEMBERS WITH ILLNESS LAST MONTH
FLUHXP2	NUM	YESNO.	2008	TOLD HAD DISEASE/WEAKENED IMMUNE SYSTEM
FLUHXP	NUM	YESNO.	2005-2007	TOLD HAD DISEASE/WEAKENED IMMUNE SYSTEM
FLUHXP2	NUM	YESNO.	2008-2012	TOLD HAD DISEASE/WEAKENED IMMUNE SYSTEM
FLUHXPX	NUM	YESNO.	2004-2006	TOLD HAD DISEASE/WEAKENED IMMUNE SYSTEM
FLULAST	NUM	YESNO.	2004-2005	GOT FLU VACCINE LAST SEASON
FLUMEDCR	NUM	YESNO.	2007	JANUARY TO MAY: LAST MONTH SEEK MEDICAL CARE FOR ILLNESS
FLUMNTH	NUM	VII.	2001	MONTH HAD LAST FLU SHOT (2 DIGIT MONTH)
FLUN1	NUM	YESNO.	2010-2012	PAST MONTH: ILL WITH A FEVER (10/10–12/10)
FLUN10	NUM	I.	2010-2011	PAST MONTH: WERE YOU OR ANY OTHER TOTAL HOUSEHOLD MEMBER HOSPITALIZED FOR FLU (10/10–12/10)
FLUN2	NUM	YESNO.	2010-2012	HAVE A COUGH OR SORE THROAT IN ADDITION TO FEVER (10/10–12/10)
FLUN3	NUM	YESNO.	2010-2012	VISIT A HEALTH CARE PROFESSIONAL FOR ILLNESS (10/10–12/10)
FLUN4	NUM	HOWLNGG.	2010-2012	WHEN DID YOU VISIT HEALTH CARE PROFESSIONAL FOR ILLNESS (10/10–12/10)
FLUN5	NUM	TYPEFLUB.	2010-2012	WHAT WAS THE DIAGNOSIS (10/10–12/10)
FLUN6	NUM	FLUTEST.	2010-2012	DID YOU HAVE A FLU TEST THAT WAS POSITIVE FOR ILLNESS (10/10–12/10)
FLUN7	NUM	YESNO.	2010-2012	DID YOU RECEIVE TAMIFLU, ET AL FOR ILLNESS (10/10–12/10)
FLUN8	NUM	YESNO.	2010-2012	ANY OTHER MEMBERS OF HOUSEHOLD HAVE FEVER WITH COUGH OR SORE THROAT(10/10–12/10)
FLUN9	NUM	I.	2010-2011	PAST MONTH: TOTAL NUMBER OF HOUSEHOLD MEMBERS ILL (10/10–12/10)
FLUNOSE	NUM	YESNO.	2004	HAD NASAL FLU VACCINE IN PAST 12 MONTHS
FLUNOSE2	NUM	YESNO.	2005-2009	HAD NASAL FLU VACCINE IN PAST 12 MONTHS
FLUNOSE3	NUM	YESNO.	2009-2010	HAD SEASONAL NASAL FLU VACCINE IN PAST 12 MONTHS
FLUOCOST	NUM	YESNO.	1996	WILLING TO PAY FOR FLUORIDATED WATER
FLUORIDE	NUM	FLUORIDE.	1991-1995	HOW WOULD VOTE ON FLUORIDATED WATER

Part II: SAS Dataset Data Documentation

VARIABLE	TYPE	FORMAT	YEAR	LABEL
FLUPLAC2	NUM	FLUPLACE.	2002-2003	PLACE OF FLU SHOT
FLUPLAC3	NUM	FLUPLACE.	2004	PLACE OF FLU SHOT
FLUPLAC4	NUM	FLUPLACC.	2005-2007	PLACE OF LAST FLU VACCINE
FLUPLAC4 ¹³	NUM	FLUPLACD.	2008-2010	PLACE OF LAST FLU VACCINE
FLUPLAC5	NUM	FLUPLACF.	2011-2018	PLACE OF LAST FLU VACCINE
FLUPLAC5TXT	CHAR		2013-2017	OTHER (SPECIFY) FLUPLAC5
FLUPLACE	NUM	FLUPLACE.	1999-2000	PLACE OF FLU SHOT
FLUPLACE	NUM	FLUPLACB.	2001	PLACE OF FLU SHOT
FLUPXNOW	NUM	YESNO.	2004-2012	STILL HAVE DISEASE OR WEAKENED IMMUNE SYSTEM
FLUSH_A	NUM	YESNO.	2001	FLU SHORTAGE – DID NOT KNOW
FLUSH_B	NUM	YESNO.	2001	FLU SHORTAGE – NEWSPAPER
FLUSH_C	NUM	YESNO.	2001	FLU SHORTAGE – TV/RADIO
FLUSH_D	NUM	YESNO.	2001	FLU SHORTAGE – INTERNET
FLUSH_E	NUM	YESNO.	2001	FLU SHORTAGE – HEALTH DEPT
FLUSH_F	NUM	YESNO.	2001	FLU SHORTAGE – DR OR HMO
FLUSH_G	NUM	YESNO.	2001	FLU SHORTAGE – FAMILY/FRIENDS
FLUSH_H	NUM	YESNO.	2001	FLU SHORTAGE – OTHER
FLUSHOT	NUM	YESNO.	1987, 1991	HAD FLU SHOT PAST 12 MONTHS
FLUSHOT2	NUM	YESNO.	1993, 1995-1997, 1999-2004	FLU SHOT IN PAST YEAR
FLUSHOT3	NUM	YESNO.	2005-2009	HAD FLU SHOT IN PAST 12 MONTHS
FLUSHOT4	NUM	YESNO.	2009-2010	HAD SEASONAL FLU SHOT IN PAST 12 MONTHS
FLUSHOT5	NUM	YESNO.	2011-2013	HAD SEASONAL FLU SHOT OR SPRAY IN PAST12 MONTHS
FLUSHOT6	NUM	YESNO.	2014-2018	HAD SEASONAL FLU SHOT OR SPRAY IN PAST12 MONTHS
FLUTEST	NUM	YESNO.	2007	JANUARY TO MAY: DID YOU HAVE A FLU TEST
FLUTEST2	NUM	YESNO.	2007	JUNE TO DECEMBER: DID YOU HAVE A FLU TEST
FLUTREA2	NUM	YESNO.	2007	JUNE TO DECEMBER: RECEIVE TAMIFLU TO TREAT FLU
FLUTREAT	NUM	YESNO.	2007	JANUARY TO MAY: RECEIVE TAMIFLU TO TREAT FLU
FLUWH_MO	NUM	VII.	2004-2005	MONTH OF LAST FLU VACCINE
FLUWH_YR	NUM	XXVI.	2004-2005	YEAR OF LAST FLU VACCINE
FLUWORK	NUM	YESNO.	2004-2005	CURRENTLY WORK IN HEALTH CARE FACILITY
FLVIT	NUM	YESNO.	1993	VITAMIN SUPPLEMENTS WITH FLUORIDE
FLWATER	NUM	YESNO.	1993-1994	FLUORIDE IN TAP WATER
FMONTH	CHAR	FMONTH.	2013, 2015-2018	DATA SAMPLE QUARTER/MONTH (NOT EQUIVALENT TO MONTH OF DATA COLLECTION)
FOODBANK	NUM	YESNO.	2013	FOOD ASSISTANCE: FOODBANK
FOODAST	NUM	EATLESS.	1996	HOW OFTEN GETS FOOD ASSISTANCE
FOODINFO	NUM	YESNO.	2007	LAST 12 MONTHS: HEALTH CARE PROVIDER GIVE YOU INFO ABOUT YOUR DIET
FOODSAF1	NUM	YESNO.	2007	HAVE DIARRHEA PAST 30 DAYS
FOODSAF2	NUM	YESNO.	2007	SEEK MEDICAL CARE FOR DIARRHEAL ILLNESS
FOODSAF3	NUM	YESNO.	2007	TESTED FOR DIARRHEAL ILLNESS

¹³ In 2008, FLUPLAC4 should have been renamed as there was a change in answer format, however it was not and there now exist 2 FLUPLAC4 variables. If conducting a multi-year analysis with both of these variables, investigators should change the name of one of these variables before merging the datasets.

Part II: SAS Dataset Data Documentation

VARIABLE	TYPE	FORMAT	YEAR	LABEL
FOODSTMP	NUM	YESNO.	1996	RECEIVES FOOD STAMPS
FOSTCAR2	NUM	YESNO.	2005-2009	IN FOSTER CARE
FOSTCARE	NUM	YESNO.	2004-2009	EVER TIME REMOVED FROM HOME
FOSTER	NUM	I.	2004-2009	NUMBER OF FOSTER CHILDREN
FOSTER2	NUM	YESNO.	2008-2009	IS CHILD FOSTER CHILD
FOSTLEAV	NUM	YESNO.	2005-2009	EMANCIPATED FROM FOSTER CARE
FREECIG	NUM	YESNO.	2009, 2012-2013	EVER RECEIVED A FREE SAMPLE OF CIG
FRNDQUIT	NUM	YESNOA.	2009, 2012-2013	NO. SMOKER FRIENDS SAY THEY SHOULD QUIT
FRNDWANT	NUM	CONCERNB.	2010-2015	HOW MUCH DO FRIENDS/FAMILY WANT YOU TO QUIT SMOKING
FRSTCNDB	NUM	YESNO.	2003-2004, 2006	USED CONDOM/SEX WITH NEW PARTNER
FRTVEG	NUM	YESNO.	2001	SERV OF F AND V YOU SHOULD HAVE EACH DAY
FRUDY	NUM	X.	2014-2015	HOW OFTEN EAT FRUIT DAILY
FRUIT	NUM	FRUIT.	1989	SERVINGS FRUIT OR FRUIT JUICE YESTERDAY
FRUIT09	NUM	XIX.	2009	NOT COUNTING JUICE, HOW OFTEN DO YOU EAT FRUIT
FRUIT11	NUM	XIX.	2011-2015	HOW OFTEN EAT FRUIT
FRUIT17	NUM	XIX.	2017	HOW OFTEN EAT FRUIT
FRUIT2	NUM	FRUIT.	2001	SERVINGS FRUIT OR FRUIT JUICE YESTERDAY
FRUIT90	NUM	XIX.	1990-1991, 1994, 1996, 1998, 2000, 2002-2010	HOW OFTEN EAT FRUIT
FRUMO	NUM	X.	2014-2015	HOW OFTEN EAT FRUIT MONTHLY
FRUWK	NUM	X.	2014-2015	HOW OFTEN EAT FRUIT WEEKLY
FSEGG	NUM	YESNO.	2000	HEARD RAW EGGS CAUSE FOOD POISONING
FSSPROUTS	NUM	YESNO.	2000	HEARD SPROUTS CAUSE FOOD POISONING
FSTFDDY	NUM	I.	2014-2015	# OF TIMES/ DAY EAT FAST FOOD
FSTFDMO	NUM	I.	2014-2015	# OF TIMES/ MONTH EAT FAST FOOD
FSTFDWK	NUM	I.	2014-2015	# OF TIMES/ WEEK EAT FAST FOOD
FSTFOOD1	NUM	YNNAD.	2011-2013	DO YOU READ CALORIE INFORMATION AT FAST FOOD AND CHAIN RESTAURANTS
FSTFOOD2	NUM	ALWNEVB.	2011-2013	HOW OFTEN DOES CALORIE INFORMATION HELP YOU DECIDE WHAT TO ORDER
FSTFOOD3	NUM	IV.	2013-2015	# OF TIMES PER MONTH/WEEK/DAY EAT AT A FAST FOOD RESTAURANT
FVACTIVE	NUM	YESNO.	2013	ATTENDED FESTIVAL, CELEBRATION OR HEALTH FAIR W ACTIVITIES EATING FRUITS AND VEGETABLES OR BEING PHYSICALLY ACTIVE
FVMKT3	NUM	OFTEND.	2015	IN YOUR NEIGHBORHOOD, HOW OFTEN CAN YOU FIND A VARIETY OF QUALITY FRESH FRUITS AND VEGETABLES
FVMKT4	NUM	OFTEND.	2015	IN YOUR NEIGHBORHOOD, HOW OFTEN CAN YOU EASILY FIND A VARIETY OF AFFORDABLE FRESH FRUITS AND VEGETABLES
GAMBLE	NUM	YESNO.	2015, 2018	HAVE YOU GAMBLED IN THE PAST 12 MONTHS
GAMBLE1	NUM	YESNO.	2015, 2018	IN PAST 12 MONTHS, DID YOU BECOME RESTLESS, IRRITABLE OR ANXIOUS WHEN STOPPING GAMBLING
GAMBLE2	NUM	YESNO.	2015, 2018	IN PAST 12 MONTHS, HAVE YOU TRIED TO KEEP FAMILY OR FRIENDS FROM KNOWING HOW MUCH YOU GAMBLE

Part II: SAS Dataset Data Documentation

VARIABLE	TYPE	FORMAT	YEAR	LABEL
GAMBLE3	NUM	YESNO.	2015, 2018	IN PAST 12 MONTHS, HAVE YOU HAD FINANCIAL TROUBLE AS RESULT OF GAMBLING THAT YOU HAD TO GET HELP FROM FAMILY, FRIENDS, OR WELFARE
GAMBLE4	NUM	YESNO.	2015, 2018	IN PAST 12 MONTHS HAVE YOU EVER HAD AN ISSUE WITH YOUR GAMBLING
GAPPLN	NUM	YESNO.	1996-1999	GAP IN HEALTH COVERAGE IN PAST 12MONTHS
GAPPLN2	NUM	YESNO.	2000-2001	GAP IN HEALTH COVERAGE IN PAST 12MONTHS
GAPPLN3	NUM	YESNO.	2013	PAST 12 MONTHS A TIME YOU DID NOT HAVE ANY INSURANCE
GAPPLNT	NUM	VII.	1996	# OF MONTHS WITHOUT HEALTH COVERAGE
GAPPLNT2	NUM	HOWLNHG.	2013	HOW LONG SINCE YOU LAST HAD HEALTH COVERAGE
GARDEN	NUM	YESNO.	2015	IN LAST YEAR, DID YOU WORK IN A GARDEN TO GROW FRUIT AND VEGETALBES
GENHLTH	NUM	HEALTH.	1993-2018	GENERAL HEALTH STATUS
GEOSTR	CHAR		2005-2013	GEOGRAPHIC STRATUM CODE
GETAIDS	NUM	GETAIDS.	1993-1994	PERSONAL CHANCES OF GETTING AIDS
GETAIDS1	NUM	GETAIDSA.	1994	CHANCES OF GETTING AIDS +/-
GETAIDS2	NUM	GETAIDS.	1995-2000	PERSONAL CHANCES OF GETTING HIV
GETAIDS5	NUM	GETAIDSA.	1993	CHANCES OF GETTING AIDS SINCE 1988
GETH1N1	NUM	YESNOE.	2010	HOW LIKELY WILL YOU GET H1N1 VACCINATION BEFORE JUNE 2010
GETHELP	NUM	YESNO.	1991-1996	CAN GET HELP FOR DAILY ACTIVITIES
GINGDR	NUM	YESNO.	2005	TOLD DR EFFECTS OF GINGKO BILOBA
GINGEFF	NUM	YESNO.	2005	ADVERSE EFFECT GINGKO BILOBA
GINGKO	NUM	YESNO.	2005	TAKEN GINGKO BILOBA IN PAST 12 MONTHS
GINGR_A	NUM	YESNO.	2005	TOOK GINGKO BILOBA-INCREASE BRAIN FUNCTION
GINGR_B	NUM	YESNO.	2005	TOOK GINGKO BILOBA-REDUCE ABSENTMINDEDNESS
GINGR_C	NUM	YESNO.	2005	TOOK GINGKO BILOBA-INCREASE BLOOD CIRC
GINGR_D	NUM	YESNO.	2005	TOOK GINGKO BILOBA-ANTI AGING
GINGR_E	NUM	YESNO.	2005	TOOK GINGKO BILOBA-ALTITUDE SICKNESS
GINGR_F	NUM	YESNO.	2005	TOOK GINGKO BILOBA-OTHER
GINGRATE	NUM	AURNRATE.	2005	SEVERITY OF EFFECT GINGKO BILOBA
GLASSYR	NUM	XX.	1994	GLASSES/MONTH OF RAW MILK
GLAUCOMA	NUM	YNNA.	2011-2012	EVER TOLD THAT YOU HAD GLAUCOMA
GOOUT	NUM	YESNO.	2005	PROBLEMS GOING OUT IN PAST YEAR
GOPROB	NUM	PROB.	2005	HOW BIG OF PROBLEM GOING OUT WAS
GOTMILK	NUM	GOTMLK.	1994	WHERE GOT RAW MILK
GOTOHPP	NUM	YESNO.	1989-1990	PARTICIPATE WORKPLACE HEALTH PROM PLAN
GOVPLAN	NUM	YESNO.	1994-1995	HAS MEDICARE, MEDICAL OR OTHER GOVT PLAN
GPLAN	NUM	YESNO.	1995	COVERED BY OTHER GOVT HEALTH PLAN
GREENS	NUM	YESNO.	1989	HAD GREENS, CARROTS, SQUASH YESTERDAY
GREENS09	NUM	XIX.	2009	HOW OFTEN EAT LETTUCE OR GREEN LEAFY SALAD, WITH OR W/O OTHER VEGETABLES
GUMDIS	NUM	YESNO.	1986	SMOKELESS TOBACCO CAUSES GUM DISEASE?
GUN	NUM	YESNO.	1990	KEEP LOADED GUN IN HOUSE

Part II: SAS Dataset Data Documentation

VARIABLE	TYPE	FORMAT	YEAR	LABEL
GUNGT1	NUM	YESNO.	1994-1997	MORE THAN ONE GUN IN HOUSE
GUNSAFE	NUM	YESNO.	1998-1999, 2001-2003	EVER ATTENDED FIREARM SAFETY CLASS
GUNUSED	NUM	YESNO.	1994-1997	GUN EVER USED (ON INTRUDER)
GUNUSED2	NUM	YESNO.	1998-1999, 2001-2002	USED IN PAST YEAR (ON INTRUDER)
GYNEXAM	NUM	YESNO.	2013	WHEN WAS LAST GYNECOLOGIC EXAM
H1N1MNTH	NUM	I.	2009-2010	MONTH RECEIVED H1N1
H1N1PLAC	NUM	FLUPLACE.	2010	WHERE GET LAST H1N1 VACCINATION
H1N1TYPE	NUM	TYPEVAC.	2009-2010	WAS H1N1 A SHOT OR NOSE SPRAY
H1N1VAC	NUM	YESNO.	2009-2010	VACCINATED FOR H1N1 FLU SINCE
HACHE7	NUM	YESNO.	1991	HAD HEADACHES IN LAST 7 DAYS
HADBPE	NUM	YESNO.	1990-1991	EVER HAD BREAST PHYSICAL EXAM
HADCBE	NUM	YESNO.	1992-2000	EVER HAD CLINICAL BREAST EXAM
HADCBE2	NUM	YESNO.	2002, 2004, 2006, 2008, 2010, 2012-2014	EVER HAD CLINICAL BREAST EXAM
HADDRE	NUM	YESNO.	1988-1993, 1995	EVER HAD DIGITAL RECTAL EXAM
HADDRE2	NUM	YESNO.	2001	EVER HAD DIGITAL RECTAL EXAM
HADDRE3	NUM	YESNO.	2002, 2004, 2006, 2008, 2010	EVER HAD DIGITAL RECTAL EXAM
HADMAM	NUM	YESNO.	1987-2000	EVER HAD MAMMOGRAM
HADMAM2	NUM	YESNO.	2002, 2004, 2006, 2008, 2010, 2012-2014, 2016, 2018	EVER HAD MAMMOGRAM
HADPAP	NUM	YESNO.	1988-2000	EVER HAD A PAP SMEAR TEST
HADPAP2	NUM	YESNO.	2002, 2004, 2006, 2008, 2010, 2012-2014, 2016, 2018	EVER HAD A PAP SMEAR TEST
HADPROC	NUM	YESNO.	1988-1993	EVER HAD A PROCTOSCOPIC EXAM
HADS_1	NUM	YESNO.	2016-2018	SEE OR HEAR ANTI TOBACCO AD ON: SOCIAL MEDIA
HADS_10	NUM	YESNO.	2016-2018	SEE OR HEAR ANTI TOBACCO AD ON: DON'T KNOW
HADS_11	NUM	YESNO.	2016-2018	SEE OR HEAR ANTI TOBACCO AD ON: REFUSED
HADS_2	NUM	YESNO.	2016-2018	SEE OR HEAR ANTI TOBACCO AD ON:TV
HADS_3	NUM	YESNO.	2016-2018	SEE OR HEAR ANTI TOBACCO AD ON: RADIO
HADS_4	NUM	YESNO.	2016-2018	SEE OR HEAR ANTI TOBACCO AD ON: MAGAZINES
HADS_5	NUM	YESNO.	2016-2018	SEE OR HEAR ANTI TOBACCO AD ON: GAS STATIONS OR CONV. STORES
HADS_6	NUM	YESNO.	2016-2018	SEE OR HEAR ANTI TOBACCO AD ON: VAPE OR TOBACCO SHOPS
HADS_7	NUM	YESNO.	2016-2018	SEE OR HEAR ANTI TOBACCO AD ON: OTHER (SPECIFY)
HADS_9	NUM	YESNO.	2016-2018	SEE OR HEAR ANTI TOBACCO AD ON: HAVEN'T SEEN ADS IN LAST 30 DAYS
HADS_O1	CHAR		2016	OTHER (SPECIFY) HADS_7
HADSEAL	NUM	YESNO.	1993-1994	CHILD HAS HAD DENTAL SEALANTS
HADSIG	NUM	YESNO.	1995, 1997	EVER HAD A SIGMOIDOSCOPY EXAM
HADSIG2	NUM	YESNO.	1999	EVER HAD A SIGMOIDOSCOPY EXAM
HADSIG3	NUM	YESNO.	2001-2002, 2004, 2006, 2008, 2010, 2012	EVER HAD A SIGMOIDOSCOPY EXAM

Part II: SAS Dataset Data Documentation

VARIABLE	TYPE	FORMAT	YEAR	LABEL
HADSIG4	NUM	YESNO.	2013-2014, 2016, 2018	EVER HAD A SIGMOIDOSCOPY AND COLONOSCOPY EXAM
HADSTL1	NUM	YESNO.	2012-2014	PAST 3 YEARS: HAS A HOME BLOOD STOOL TEST WHERE RESULTS NOT NORMAL
HADSTL3	NUM	RESNOTST.	2012-2014	REASON DIDN'T HAVE ADDITIONAL TESTS OR SURGERY FOLLOWING ABNORMAL BLOOD STOOL TEST
HADSTLHM	NUM	YESNO.	1997, 1999, 2001-2002, 2004, 2006, 2008, 2010, 2012-2014, 2016, 2018	EVER HAD HOME STOOL BLOOD TEST
HADSTOOL	NUM	YESNO.	1988-1992, 1995	EVER HAD A STOOL BLOOD TEST
HADTET	NUM	YESNO.	2009-2010	PAST 10 YEARS: RECEIVED A TETANUS SHOT
HANDGUN	NUM	YESNO.	1990	IS GUN A HANDGUN
HANDGUN2	NUM	YESNO.	1991-1993	IS GUN A HANDGUN (1991)
HANDGUN3	NUM	YESNO.	1994-1997	GUN IN HOUSE IS HANDGUN
HANDGUN4	NUM	YESNO.	1998-1999, 2001-2004, 2009	ANY FIREARMS HANDGUNS
HAVEGUN	NUM	YESNO.	1991-1997	HAVE GUN IN HOUSE
HAVEGUN2	NUM	YESNO.	1998-1999, 2001-2004, 2009, 2017, 2018	HAVE ANY FIREARMS IN/AROUND HOUSE
HAVEPLAN	NUM	YESNO.	1991-1992	HAVE HEALTH CARE PLAN
HAVEPLN2	NUM	YESNO.	1993-1995	HAVE HEALTH CARE PLAN
HAVEPLN3	NUM	YESNO.	1996-2018	HAVE HEALTH CARE PLAN
HAYFEVER	NUM	YESNO.	1995-1997	EVER GET HAYFEVER
HAZTRAIN	NUM	YESNO.	1991	TRAINING FROM EMPLOYER FOR JOB HAZARDS
HBBOARD	NUM	YESNO.	2009-2015	EVER SEEN ANTI-TOBACCO MESSAGE ON BOARD
HCPRO_A	NUM	YESNO.	2013	HEALTH CARE PROVIDER NEVER LISTENED
HCPRO_B	NUM	YESNO.	2013	HEALTH CARE PROVIDER EXPLAINED THINGS CLEARLY
HCPRO_C	NUM	YESNO.	2013	HEALTH CARE PROVIDER SPENT ENOUGH TIME WITH YOU
HCPRO_D	NUM	YESNO.	2013	HEALTH CARE PROVIDER SPENT ENOUGH TIME
HCPRO_E	NUM	YESNO.	2013	OTHER REASON
HCPROVID	NUM	YESNO.	2013	DID YOU HAVE AN APPT WITH DR. FOR ANY REASON IN LAST 12 MONTHS
HCPROVI3	NUM	YESNO.	2013	HEALTH CARE PROVIDER EVER ASK YOU FOR OPINION ABOUT TREATMENT DECISIONS
HEADACHE	NUM	YESNO.	1984-1990	EVER HAD FREQUENT HEADACHES
HEARDGH	NUM	YESNO.	1994-1999	HEARD OF GLYCOSYLATED HEMOGLOBIN
HEARING	NUM	YESNO.	1996, 1998	PROBLEMS HEARING IN PAST YEAR
HEART	NUM	YESNO.	1984-1991, 1996, 1998, 2005	EVER HAD HEART PROBLEMS
HEART12	NUM	YESNO.	1991	HAD HEART TROUBLE IN LAST 12 MONTHS
HEART2	NUM	YESNO.	2006-2018	EVER TOLD YOU HAD A HEART ATTACK
HEARTDOC	NUM	YESNO.	1991	TOLD BY MD HAVE HEART TROUBLE
HEARTFOL	NUM	YESNO.	2008	HAD HEART ATTACK: DID IT OCCUR IN PAST YEAR
HEIGHT	NUM	XXVI.	1984-2018	REPORTED HEIGHT IN FEET AND INCHES
HELMBIKE	NUM	ALWNEV.	1995, 1997	HOW OFTEN WEARS HEAD PROTECTION W/BIKE
HELMET	NUM	HELMET.	1990	OPINION ON HELMETS FOR BICYCLE RIDERS

Part II: SAS Dataset Data Documentation

VARIABLE	TYPE	FORMAT	YEAR	LABEL
HELPADQ	NUM	HELPADQ.	2000	IS PERSONAL CARE ASSISTANCE ADEQUATE
HELPADQB	NUM	HELPADQ.	2000	IS ROUTINE NEEDS ASSISTANCE ADEQUATE
HELPPFP	NUM	YESNO.	2001	WAS SELF HELP GROUP FOR ARTHRITIS
HEPBVAC	NUM	YESNO.	2006-2007, 2009	EVER RECEIVED HEP B VACCINE
HEPRISK	NUM	YESNO.	2006-2007, 2009	AT RISK FOR HEP B
HERPHAD	NUM	YESNO.	2003	EVER HAD HERPES
HERPKNOW	NUM	YESNO.	2001, 2004	DO MOST PEOPLE WITH GEN. HERPES KNOW
HERPTEST	NUM	HERPYN.	2006	TESTED FOR GENITAL HERPES/PAST 12 MONTHS
HERPTF	NUM	HERPTF.	2004	POSSIBLE TO GET HERPES NO VISIBLE SORE
HERPYN	NUM	YESNO.	2000-2002	HERPES POSSIBLE WITHOUT VISIBLE SORE
HHALLOW	NUM	YESNO.	2000-2004, 2009-2015	SMOKING EVER ALLOWED
HHEVER	NUM	YESNO.	2000-2004, 2009-2015	DOES ANYONE EVER SMOKE IN HOUSE
HHRULES2	NUM	HHRULE.	1999	SMOKING RULES IN HOUSEHOLD
HHRULES2	NUM	HHRULEB.	2006-2007	SMOKING RULES IN HOUSEHOLD
HHRULES2	NUM	HHRULES.	1996-1998, 2000-2005, 2008-2015	SMOKING RULES IN HOUSEHOLD
HHRULES4	NUM	HHRULESA.	2016	SMOKING/VAPING RULES IN HOUSEHOLD
HHRULES5A	NUM	HHRULESB.	2016	SMOKING RULES IN HOUSEHOLD
HHRULES5B	NUM	HHRULESB.	2016	VAPING RULES IN HOUSEHOLD
HHSIZE	NUM	I.	1995-2018	HOUSEHOLD SIZE
HHTXT	CHAR		2013-2015	OTHER (SPECIFY) HHRULES2
HHTXT_4	CHAR		2016	OTHER (SPECIFY) HHRULES4
HHTXT_5A	CHAR		2016	OTHER (SPECIFY) HHRULES5A
HHTXT_5B	CHAR		2016	OTHER (SPECIFY) HHRULES5B
HIGHGT1	NUM	HIGHGT.	1984-1993, 1995-2001, 2003, 2005, 2007, 2009	TOLD MORE THAN ONCE BP HIGH
HIP	NUM	YESNO.	1989-1990	COVERED BY HEALTH INSURANCE PLAN
HISP3	NUM	YESNO.	2002-2012	HISPANIC ORIGIN
HISP4	NUM	YESNO.	2013-2018	HISPANIC ORIGIN
HISPANIC	NUM	YESNO.	1984-2001	HISPANIC ORIGIN
HISPANC3	NUM	HISP.	2014-2018	HISPANIC VARIABLE COLLAPSED INTO ONE
HISPCUB	NUM	YESNO.	2013-2018	CUBAN ETHNICITY
HISPMEX	NUM	YESNO.	2013-2018	MEXICAN ETHNICITY
HISPOTH	NUM	YESNO.	2013-2018	OTHER HISPANIC/LATINO(A) ETHNICITY
HISPPR	NUM	YESNO.	2013-2018	PUERTO RICAN ETHNICITY
HIV_BUY ¹⁴	NUM	HIV_BUY.	1999	WOULD SPEND \$50 ON HOME TEST KIT
HIV_HOW	NUM	HIV_HOW.	1999	PREFER TO BE TESTED FOR HIV AT HOME
HIV_KIT	NUM	HIV_KIT.	1999	WOULD USE HOME TEST KIT
HIV_RSLT	NUM	HIV_RSLT.	1999	PREFER TO KNOW HIV TEST RESULTS
HIV_TEST	NUM	HIV_TEST.	1999	THINK WILL BE TESTED FOR HIV IN NEXT 12 MN
HIV_WHR	NUM	HIV_WHR.	1999	LOCATION PREFER TO BE TESTED FOR HIV
HIVCHG	NUM	HIVCHG.	1995-1997	CHANGED SEXUAL BEHAVIOR IN PAST 12 MOS
HIVCHG3	NUM	YESNO.	1995-1996	USED CONDOMS FOR PROTECTION
HIVCHG4	NUM	YESNO.	1995-1996	ONLY ONE SEXUAL PARTNER

¹⁴ Discrepancy discovered in 2016 codebook review - HIV_BUY, HIV_HOW, HV_KIT, HIV_RSLT, HIV_TEST, and HIV_WHR are listed in the codebook and the questionnaire for 1999 (but no sponsor for the questions are listed), however the 1999 dataset is missing these variables. It is unclear as to whether or not data on these variables were ever collected.

Part II: SAS Dataset Data Documentation

VARIABLE	TYPE	FORMAT	YEAR	LABEL
HIVCHG5	NUM	YESNO.	1995-1996	MORE CAREFUL IN SELECTING PARTNERS
HIVCHG6	NUM	YESNO.	1997	LOWERED # OF PARTNERS OR ABSTINENT
HIVCHG7	NUM	YESNO.	1997	USED CONDOMS FOR PROTECTION
HIVCHG8	NUM	YESNO.	1997	MORE CAREFUL IN SELECTING SEX PARTNERS
HIVEFF	NUM	HIVEFF.	2001	HOW EFFECTIVE ARE TREATMENTS
HIVIMPT	NUM	HIVIMPT.	2001-2003	HOW IMPT IS IT FOR PEOPLE TO KNOW HIV STAT
HIVPG	NUM	TRUE.	2001-2004	TREATMENT FOR PG WOMEN WITH HIV
HIVRAP	NUM	YESNO.	2006-2010	HIV RAPID TEST
HIVRISK	NUM	YESNO.	2002-2005, 2008-2012	BEHAVIOR AT RISK FOR HIV
HIVTRT	NUM	TRUE.	2001-2004	TREATMENT THAT HELP HIV PERSON LIVE LONGER
HLTHCARE	NUM	YESNO.	2007	LAST 12 MONTHS: SEE DOC FOR CHRONIC CONDITION
HLTHCOND	NUM	YESNO.	2007	HAVE A CHRONIC CONDITION?
HLTHCOV6 ¹⁵	NUM	HCOV6FMT.	1989-1990	HEALTH CARE COVERAGE VERSION 1, 89/90
HLTHCOV7	NUM	HCOV7FMT.	1989-1990	HEALTH CARE COVERAGE VERSION 2, 89/90
HLTHEDU	NUM	YESNO.	2007	LAST 12 MONTHS: TALK WITH SOMEONE IN DOC OFFICE ABOUT MANAGING CHRONIC CONDITION
HLTHEL	NUM	ELECTRON.	2011-2012	ELECTRONIC EQUIPMENT MOST OFTEN USED TO GET HEALTH-RELATED INFO
HLTHGOAL	NUM	YESNO.	2007	LAST 12 MONTHS: SOMEONE IN DOC OFFICE HELP YOU SET GOAL TO MANAGE CHRONIC CONDITION
HLTHGOOD	NUM	HLTHGOOD.	1984-1992	HEALTH STATUS
HLTHINFO	NUM	HLTHINFO.	2011-2012	PREFERRED SOURCE OF HEALTH-RELATED INFORMATION
HLTHL_A	NUM	YESNO.	2011	PREFERRED LANGUAGE OF LEAD POISONING PREVENTION INFORMATION: ENGLISH
HLTHL_B	NUM	YESNO.	2011	PREFERRED LANGUAGE OF LEAD POISONING PREVENTION INFORMATION: SPANISH
HLTHL_C	NUM	YESNO.	2011	PREFERRED LANGUAGE OF LEAD POISONING PREVENTION INFORMATION: CHINESE
HLTHL_D	NUM	YESNO.	2011	PREFERRED LANGUAGE OF LEAD POISONING PREVENTION INFORMATION: VIETNAMESE
HLTHL_E	NUM	YESNO.	2011	PREFERRED LANGUAGE OF LEAD POISONING PREVENTION INFORMATION: HMONG
HLTHL_F	NUM	YESNO.	2011	PREFERRED LANGUAGE OF LEAD POISONING PREVENTION INFORMATION: TAGALOG
HLTHL_G	NUM	YESNO.	2011	PREFERRED LANGUAGE OF LEAD POISONING PREVENTION INFORMATION: OTHER
HLTHLIST	NUM	HLTHLISTA.	1998-2000	HEALTH PLAN
HLTHLIST	NUM	HLTHLIST.	2002	HEALTH PLAN
HLTHLIST	NUM	HLTHLISTB.	2003-2006	HEALTH PLAN
HLTHLIST2	NUM	HLTHFULL.	2007	FULL SERVICE HEALTH PLANS
HLTHMENT	NUM	YESNO.	2006-2009	MENTAL HEALTH AFFECTED WORK IN PAST 12MONTHS

¹⁵ Discrepancy discovered in 2016 codebook review - HLTHCOV6 and HLTHCOV7 appear in 1989 and 1990 datasets, however their listed formats do not appear in Part IV: Categorical Variable Formats, nor do the questions appear in the questionnaires. Therefore, there is no documentation on what the answer choices mean for these questions. Based on frequencies, it appears that HLTHCOV7 is a recode, collapsing HLTHCOV6's values of 4-5, and 7-8.

Part II: SAS Dataset Data Documentation

VARIABLE	TYPE	FORMAT	YEAR	LABEL
HLTHNAME	NUM	HLTHNAME.	1989-1990	CODE FOR HEALTH PLAN
HLTHSRCE	NUM	HLTHSRCE.	2007	IS HEALTH INSURANCE A HMO OR PPO?
HLTHSTOP	NUM	YESNO.	2006-2009	PHYS HEALTH AFFECTED WORK IN PAST 12 MONTHS
HLTHSTR	CHAR		1989-1990	HEALTH PLAN NAME
HLTHWORK	NUM	YESNO.	1991-1992	CAN GET AIDS FROM HIV+ HEALTHCARE WORKER
HLTHYCID	NUM	YESNO.	1993	CAN TELL BY LOOKING IF SOMEONE HAS AIDS
HMAG	NUM	YESNO.	2009-2015	EVER SEEN ANTI-TOBACCO MESSAGE IN MAG
HMO	NUM	YESNO.	1989-1990	COVERED BY HMO
HMOPLAN	NUM	YESNO.	1998, 2001	PLAN THROUGH HMO?
HMOPPO	NUM	YESNO.	1996-2000	HEALTH PLAN IS HMO, PPO, OR THE LIKE
HMPTHY	NUM	YESNO.	2001	USED HOMEOPATHY IN PAST 12 MONTHS
HMPTHYFP	NUM	YESNO.	2001	WAS HOMEOPATHY FOR ARTHRITIS
HNEWSPAP	NUM	YESNO.	2009-2015	EVER SEEN ANTI-TOBACCO MESSAGE IN NWSPAP
HOMEMJ	NUM	HHRULESC.	2017-2018	RULES ABOUT SMOKING OR VAPING MARIJUANA OR HASHISH INSIDE YOUR HOME
HOMETOB	NUM	HHRULESC.	2017-2018	RULES ABOUT SMOKING A TOBACCO PRODUCT INSIDE YOUR HOME
HOMEVAPE	NUM	HHRULESC.	2017-2018	RULES ABOUT VAPING INSIDE YOUR HOME
HOOKAH	NUM	VII.	2012-2015	# DAYS USED HOOKAH WATER PIPE IN PAST30 DAYS
HOOKAH2	NUM	TYPEI.	2016-2018	PAST 30 DAYS:# OF TIMES USED HOOKAH
HOOKAHEVER	NUM	YESNO.	2017-2018	EVER USED A HOOKAH WATER PIPE
HOOKEVER	NUM	YESNO.	2009-2015	EVER SMOKED A HOOKAH
HOTHER	NUM	YESNO.	2009-2015	EVER SEEN ANTI-TOBACCO MESSAGE ON OTHER
HOTHTXT	CHAR		2013-2018	OTHER (SPECIFY) HOTHER/ HADS_7
HOUSTYPE	NUM	HOUSTYPE.	2009-2018	TYPE OF BUILDING FOR PRIMARY RESIDENCE
HOUSTYPE_O1	CHAR		2014-2018	OTHER (SPECIFY) HOUSTYPE
HOWCHG	NUM	HOWCHG.	2009-2015	HOW DID THE POLICY CHANGE
HOWLE_A	NUM	YESNO.	2013	HOW DID YOU LEARN ABOUT COLORECTAL SCREENING: REMINDER CARD IN MAIL
HOWLE_B	NUM	YESNO.	2013	HOW DID YOU LEARN ABOUT COLORECTAL SCREENING: DOCTOR'S OFFICE
HOWLE_C	NUM	YESNO.	2013	HOW DID YOU LEARN ABOUT COLORECTAL SCREENING: TV, RADIO, MAG ARTICLE
HOWLE_D	NUM	YESNO.	2013	HOW DID YOU LEARN ABOUT COLORECTAL SCREENING: PATIENT EDUC MATERIALS
HOWLE_E	NUM	YESNO.	2013	HOW DID YOU LEARN ABOUT COLORECTAL SCREENING: HEALTH FAIR, COMM EVENT
HOWLE_F	NUM	YESNO.	2013	HOW DID YOU LEARN ABOUT COLORECTAL
HOWLE_G	NUM	YESNO.	2013	HOW DID YOU LEARN ABOUT COLORECTAL SCREENING: INTERNET
HOWLE_H	NUM	YESNO.	2013	HOW DID YOU LEARN ABOUT COLORECTAL SCREENING: DID NOT LEARN
HOWLE_I	NUM	YESNO.	2013	HOW DID YOU LEARN ABOUT COLORECTAL SCREENING: OTHER
HOWLONG	NUM	HOWLONG.	1987-1991	HOW LONG SINCE LAST MAMMOGRAM
HOWLONG2	NUM	HOWLNGB.	1992-2000, 2002, 2004, 2006, 2008, 2010, 2012-2014, 2016, 2018	HOW LONG SINCE LAST MAMMOGRAM (1992)
HOWLOSE	NUM	HOWLOSE.	2013	WEIGHT LOSS STRATEGY
HPLSTTST	NUM	HOWLNGB.	2016, 2018	HOW LONG SINCE LAST HPV TEST

Part II: SAS Dataset Data Documentation

VARIABLE	TYPE	FORMAT	YEAR	LABEL
HPVADSHT	NUM	TYPEXXXII.	2016	HOW MANY HPV SHOTS DID YOU GET
HPVADVC2	NUM	YESNO.	2016	EVER HAD AN HPV VACCINATION
HPVTEST	NUM	YESNO.	2016, 2018	EVER HAD AN HPV TEST
HRADIO	NUM	YESNO.	2009-2015	EVER HEARD ANTI-TOBACCO MESSAGE ON RADIO
HRDHEPC	NUM	YESNO.	2000	HAVE YOU HEARD OF HEPATITIS C
HRHCW1	NUM	YESNO.	2009-2015	CURRENTLY VOLUNTEER OR WORK IN HEALTH-CARE FACILITY
HRHCW2	NUM	YESNO.	2009-2013, 2015	PROVIDE DIRECT PATIENT CARE AS PART OF ROUTINE WORK
HRSWORK	NUM	HRSWORK.	2009-2015	NO. OF WORK HOURS PER WEEK
HTF	NUM		1984-2011	REPORTED HEIGHT FEET
HTI	NUM		1984-2011	REPORTED HEIGHT INCHES
HTIN4	NUM		2014-2018	COMPUTED HEIGHT IN INCHES
HTM4	NUM		2014-2018	COMPUTED HEIGHT IN METERS
HTV	NUM	YESNO.	2009-2015	EVER SEEN ANTI-TOBACCO MESSAGE ON TV
HYPOGLY1	NUM	TIMEA.	2009	PAST 4 WEEKS: # TIMES HAD A LOW BLOOD SUGAR REACTION
HYPOGLY2	NUM	TIMEB.	2009	PAST YEAR: # TIMES HAD SEVERE LOW BLOOD SUGAR REACTION
HYSTER	NUM	YESNO.	1989	HAD A HYSTERECTOMY
HYSTER2	NUM	YESNO.	1990-2000, 2002, 2004, 2006, 2008, 2010, 2012, 2014, 2016, 2018	HAD A HYSTERECTOMY, ALL WOMEN
ID	NUM		1984-2009	UNIQUE RESPONDENT IDENTIFIER
INCAFE	NUM	INALLOW.	2009-2012, 2014-2015	SMOKING ALLOWED IN BREAK ROOM/CAFETERIA
INCOM01	NUM	INCOME.C.	2001-2011	HH INCOME
INCOM02 ¹⁶	NUM	INCOMED.	2012-2018	HH INCOME
INCOM94	NUM	INCOMEB.	1994-2000	HOUSEHOLD INCOME
INCOMCDC	NUM	INCOMCDC.	2001-2002, 2004-2005, 2008-2012, 2014-2018	HOUSEHOLD INCOME-CDC CODE
INCOME	NUM	INCOME.	1984-1993	INCOME LEVEL
IND_CODE_2002	NUM	INDUSTRY.	2013	2002 CENSUS INDUSTRY CODES
INDOORS	NUM	INDOORS.	2009-2018	WORKS INDOORS OR OUTDOORS
INDPLAN	NUM	YESNO.	1996-2013	INDIAN HEALTH SERVICES COVERS HEALTH
INFERTI3	NUM	YESNO.	2013	EVER TOLD BY DOCTOR HAVE NON-AGE FERTILITY PROBLEMS
INFOHELP	NUM	YESNO.	2013	DID INFO MOTIVATE YOU TO GET SCREENED FOR COLORECTAL CANCER
INHALLS	NUM	INALLOW.	2009-2015	SMOKING ALLOWED IN HALLWAYS/LOBBY
INJ12	NUM	VII.	1992-1993	TIMES INJURY TREATED IN LAST 12 MONTHS
INJAUTO	NUM	YESNO.	1992-1993	INJURY OCCURRED WHILE IN MOTOR VEHICLE
INJER	NUM	YESNO.	1992-1993	TREATED IN HOSPITAL E.R.
INJHOSP	NUM	YESNO.	1991	ADMITTED TO HOSPITAL FOR INJURY
INJHOSP2	NUM	YESNO.	1992-1993	TREATED IN HOSPITAL OVERNIGHT
INJMD	NUM	YESNO.	1992-1993	TREATED IN DRS OFFICE OR CLINIC

¹⁶ Beginning in 2014, core BRFSS interviews conducted by other states with California residents who have cell phone numbers with area codes originating from other states are now included in the dataset. The CA version of income (INCOM02) has more answer categories than the CDC version (INCOMCDC). Respondents with data collected by other states answered the CDC version of income (INCOMCDC) not the state version (INCOM02). Therefore, they are missing values in INCOM02, but have values in INCOMCDC.

Part II: SAS Dataset Data Documentation

VARIABLE	TYPE	FORMAT	YEAR	LABEL
INJNOGO	NUM	YESNO.	1992-1993	COST PREVENTED TREATMENT OF ANY INJURY
INJTREAT	NUM	INJTREAT.	1990	WHERE TREATED FOR INJURY
INJTRT2	NUM	INJTRT.	1991	WHERE RECEIVED TREATMENT FOR INJURY
INJURY	NUM	YESNO.	1990	INJURY IN LAST 12 MONTHS
INJURY2	NUM	YESNO.	1991	HAD ATTACK/FIGHT INJURY NEEDED TREATMENT
INLOUNGE	NUM	INALLOW.	2009-2012, 2014-2015	SMOKING ALLOWED IN SMOKING ROOM/LOUNGE
INSECTS	NUM	YESNO.	1990	CAN GET AIDS FROM MOSQUITOS/INSECTS
INSOFT	NUM	III.	1994	HOW OFTEN DIABETIC USES INSULIN
INSOFT2	NUM	XVIII.	1995-1999	HOW OFTEN DIABETIC USES INSULIN
INTERNET	NUM	YESNO.	2013-2017	HAVE YOU USED THE INTERNET IN PAST 30 DAYS
INTID	NUM		1994, 2009-2012, 2014, 2016	INTERVIEWER ID
INWKAREA	NUM	INALLOW.	2009-2015	SMOKING ALLOWED IN INDOOR WORK AREAS
JNTDOC	NUM	YESNO.	2001	SEEN DR FOR JOINT SYMPTOMS
JNTDOC2	NUM	YESNO.	2002-2003, 2005, 2007	SEEN DR FOR JOINT SYMPTOMS
JOBDENY	NUM	YESNO.	2014	UNFAIRLY FIRED FROM JOB OR DENIED PROMOTION
JOBHIRE	NUM	YESNO.	2014	UNFAIRLY DENIED BEING HIRED
JOBLONG	NUM	XXIII.	1996-1998	HOW LONG WORKING ON CURRENT JOB
JUCDY	NUM	X.	2014-2015	TIMES DRINK 100% FRUIT JUICE / DAY
JUCMO	NUM	X.	2014-2015	TIMES DRINK 100% FRUIT JUICE/ MONTH
JUCWK	NUM	X.	2014-2015	TIMES DRINK 100% FRUIT JUICE / WEEK
JUICE	NUM	XIX.	1990-1991	HOW OFTEN DRINK FRUIT JUICE
JUICE09	NUM	XIX.	2009	HOW OFTEN DO YOU DRINK 100% FRUIT JUICES
JUICE11	NUM	XIX.	2011-2015	HOW OFTEN DRINK 100% PURE FRUIT JUICES
JUICE17	NUM	XIX.	2017	HOW OFTEN DRINK 100% PURE FRUIT JUICES
JUICE2	NUM	XIX.	2001	HOW OFTEN DRINK FRUIT JUICE
JUICE94	NUM	XIX.	1994, 1996, 1998, 2000, 2002-2010	HOW OFTEN DRINKS FRUIT JUICES
KEEPWT	NUM	YESNO.	1989, 1994, 1996, 1998, 2000, 2003	TRYING TO MAINTAIN WEIGHT
KESSLE10	NUM	AGREEB.	2007, 2009, 2011-2012	PEOPLE CARING FOR OTHERS WITH MENTAL ILLNESS
KESSLER1	NUM	VISOFTB.	2007, 2009, 2011-2012	HOW OFTEN FEEL NERVOUS PAST 30 DAYS
KESSLER1R	NUM	TIMED.	2012	HOW OFTEN FEEL NERVOUS PAST 30 DAYS (REVISED FORMAT)
KESSLER2	NUM	VISOFTB.	2007, 2009, 2011-2012	HOW OFTEN FEEL HOPELESS PAST 30 DAYS
KESSLER2R	NUM	TIMED.	2012	HOW OFTEN FEEL HOPELESS PAST 30 DAYS(REVISED FORMAT)
KESSLER3	NUM	VISOFTB.	2007, 2009, 2011-2012	HOW OFTEN FEEL RESTLESS OR FIDGETY PAST 30 DAYS
KESSLER3R	NUM	TIMED.	2012	HOW OFTEN FEEL RESTLESS OR FIDGETY PAST 30 DAYS (REVISED FORMAT)
KESSLER4	NUM	VISOFTB.	2007, 2009, 2011-2012	HOW OFTEN FEEL DEPRESSED PAST 30 DAYS
KESSLER4R	NUM	TIMED.	2012	HOW OFTEN FEEL DEPRESSED PAST 30 DAYS(REVISED FORMAT)

Part II: SAS Dataset Data Documentation

VARIABLE	TYPE	FORMAT	YEAR	LABEL
KESSLER5	NUM	VISOFTB.	2007, 2009, 2011-2012	HOW OFTEN FEEL EVERYTHING AN EFFORT PAST 30 DAYS
KESSLER5R	NUM	TIMED.	2012	HOW OFTEN FEEL EVERYTHING AN EFFORT PAST 30 DAYS (REVISED FORMAT)
KESSLER6	NUM	VISOFTB.	2007, 2009, 2011-2012	HOW OFTEN FEEL WORTHLESS PAST 30 DAYS
KESSLER6R	NUM	TIMED.	2012	HOW OFTEN FEEL WORTHLESS PAST 30 DAYS(REVISED FORMAT)
KESSLER7	NUM	I.	2007, 2009, 2011-2012	DAYS MENTAL HEALTH KEPT YOU FROM USUAL ACTIVITY PAST 30 DAYS
KESSLER8	NUM	YESNO.	2007, 2009, 2011-2012	TAKING MEDICINE/GETTING TREATMENT FOR MENTAL HEALTH PROBLEM
KESSLER9	NUM	AGREEB.	2007, 2009, 2011-2012	TREATMENT HELPS PEOPLE W/MENTAL ILLNESS LEAD NORMAL LIVES
KIDBR_A	NUM	I.	1999	#SUNBURNS OF OLDEST CHILD IN PAST 12 MN
KIDBRNHM	NUM	I.	2007, 2009-2010	# SUNBURNS OF YOUNGEST CHILD IN PAST12 MO
KIDBURN	NUM	YESNO.	1999, 2001, 2003, 2005	OLDEST CHILD HAD SUNBURN IN PAST 12 MN
KIDBURN2	NUM	YESNO.	2007, 2009-2010	YOUNGEST CHILD HAD SUNBURN IN PAST 12 MO
KIDCARE	NUM	YESNO.	1999, 2001, 2003, 2005	PRIMARY CARE PROVIDER FOR OLDEST CHILD
KIDCARE2	NUM	YESNO.	2007, 2009-2010	PRIMARY CARE PROVIDER FOR YOUNGEST CHILD
KIDCLTH	NUM	SUNSCALE.	1999, 2001, 2003, 2005	HOW OFTEN CHILD WEARS PROTECTIVE CLOTHING
KIDCLTH2	NUM	SUNSCALE.	2007, 2009-2010	HOW OFTEN CHILD WEARS PROTECTIVE CLOTHING
KIDHAT	NUM	SUNSCALE.	1999, 2001	HOW OFTEN CHILD WEARS HAT
KIDHAT2	NUM	SUNSCALE.	2003, 2005	HOW OFTEN CHILD WEARS HAT
KIDHAT3	NUM	SUNSCALE.	2007, 2009-2010	HOW OFTEN CHILD WEARS HAT
KIDNEY	NUM	YESNO.	1984-1990, 2011-2018	EVER HAD KIDNEY OR BLADDER TROUBLE
KIDSCRN	NUM	SUNSCALE.	1999, 2001, 2003, 2005	HOW OFTEN CHILD WEARS SUNSCREEN
KIDSCRN2	NUM	SUNSCALE.	2007, 2009-2010	HOW OFTEN CHILD WEARS SUNSCREEN
KNOWPWA	NUM	YESNO.	1994	EVER KNOWN A PERSON WITH AIDS/HIV
LASTDON	NUM	XVI.	1994	WHEN LAST DONATED BLOOD
LASTDON2	NUM	XVI.	1995-1997	WHEN LAST DONATED BLOOD
**LASTQUEST	CHAR		2010-2013	LAST QUESTION ANSWERED ON SURVEY
LASTSMK2	NUM	SMOKREGD.	2013-2018	WHEN LAST SMOKED A CIGARETTE EVEN ONE OR TWO PUFFS
LASTTEST	NUM	XVI.	1993-1994	WHEN WAS LAST AIDS TEST
LASTTST2	NUM	XVI.	1995-1997	WHEN WAS LAST AIDS TEST
LEAD1	NUM	YESNO.	2001, 2005-2018	HOME BUILT BEFORE 1978
LEADA	NUM	YESNO.	2017	LIVE NEAR INDUSTRIAL SOURCES OF LEAD
LEADA1	NUM	YESNO.	2018	DOES YOUR FAMILY LIVE NEAR FACTORIES, PLANTS, BATTERY RECYCLING FACILITIES OR OTHER INDUSTRIAL SOURCES OF LEAD IN AIR?
LEAD1B	NUM	YESNO.	2002-2004	CHILD LIVES IN/SPENDS TIME/BUILT <1978
LEAD2	NUM	YESNO.	2001	ANY REPAIR WORK IN PAST 12 MONTHS
LEAD3	NUM	YESNO.	2001	WHO DID REPAIR WORK
LEAD3B	NUM	LEADWORK.	2008	WHO DID MOST OF REPAIR WORK

Part II: SAS Dataset Data Documentation

VARIABLE	TYPE	FORMAT	YEAR	LABEL
LEAD3C	NUM	LEADWKB.	2011-2014	WHO REMODELED HOME
LEAD3D	NUM	LEADWKC.	2015	WHO REMODELED, RENOVATED, REPAIRED, PAINTED OR DID MOST OF THE WORK ON THE PLACE YOU LIVE
LEAD4	NUM	YESNO.	2001	STORE FOOD/COOK/EAT CERAMICS MADE IN MEX
LEAD4B	NUM	YESNO.	2002, 2008-2009	STORE/COOK/EAT FOOD MEXICAN CERAMICS
LEAD5	NUM	YESNO.	2001	DR TALKED ABOUT PREVENT CHILD LEAD POISON
LEAD6	NUM	YESNO.	2002-2008	DR TALKED/PREVENT CHILD LEAD POISON/YEAR
LEAD7	NUM	YESNO.	2014	PREVENTING CHILDHOOD LEAD POISONING
LEAD8	NUM	YESNO.	2015-2016, 2018	THINKING ABOUT THAT MEDICAL APPT, DID THE DOCTOR OR HEALTH WORKERS GIVE YOU INFORMATION ABOUT PREVENTING CHILDHOOD LEAD POISONING
LEADADOP	NUM	YESNO.	2010	HAS CHILD BEEN ADOPTED ABROAD LAST 6 MONTHS?
LEADADP2	NUM	ADOPT.	2012-2013	IS CHILD ADOPTED FROM ABROAD OR IMMIGRANT
LEADAH	NUM	TRUE.	2016	LEAD IS MORE LIKELY TO BE IN OLDER HOMES THAN NEWER HOMES
LEADASIA	NUM	YESNO.	2008-2009	STORE/COOK/EAT FOOD ASIAN CERAMICS
LEADBABY	NUM	TRUEB.	2009, 2014	LEAD IN PREGNANT WOMAN'S BLOOD HARM UNBORN CHILD
LEADBTST	NUM	TRUEB.	2003	MAIN WAY TO DETER LEAD POISON IS BLOOD TEST
LEADC	NUM	TRUE.	2016-2017	CAN CHILDREN GET LEAD IN BODIES FROM EATING CHAPULINES
LEADCARE	NUM	YESNO.	2008-2009	OTHER THAN HOME CHILD SPEND TIME ELSEWHERE
LEADCAUS	NUM	LEADCAUS.	2002	MOST COMMON CAUSE LEAD POISON/CHILDREN
LEACD1	NUM	LEADCAUB.	2010	HOW CAN LEAD GET INTO CHILD'S BODY(2010)
LEADCERA	NUM	TRUEB.	2009-2010	LEAD IN A CHILD'S BLOOD CAN COME FROM USING CERAMICS FROM COUNTRIES SUCH AS MEXICO AND CHINA
LEADCHIP	NUM	YESNO.	2002-2007, 2009-2010, 2012-2013	HOME HAS CHIPPED PEELING PAINT
LEADCHP1	NUM	YESNO.	2014-2018	PLACE LIVE HAVE PEELING OR CHIPPED PAINT
LEADCL	NUM	LEADCL.	2011	FOLLOWING REMODEL, HOW WAS PLACE CLEANED
LEADCL1	NUM	LEADCLA.	2012-2013	HOW DID CONTRACTOR OR PAINTER CLEAN UP
LEADCL1	NUM	LEADCLB.	2012-2013	HOW DID CONTRACTOR OR PAINTER CLEAN UP
LEADCND2	NUM	YESNO.	2004-2007	DOES CHILD EAT CANDY MADE IN MEXICO
LEADCND3	NUM	TRUEB.	2005-2007, 2009	LEAD IN A CHILD'S BLOOD FROM MEXICAN CANDY
LEADCNDY	NUM	YESNO.	2002-2003	EAT CANDY THAT WAS MADE IN MEXICO
LEADCON	NUM	YESNO.	2011	FOR REMODEL, WAS CONTRACTOR OR PAINTER LICENSED OR CERTIFIED
LEADCON1	NUM	YESNO.	2012-2014	WAS CONTRACTOR OR PAINTER LICENSED OR CERTIFIED TO WORK WITH LEAD

Part II: SAS Dataset Data Documentation

VARIABLE	TYPE	FORMAT	YEAR	LABEL
LEADCSU	NUM	YESNO.	2018	WITHIN THE LAST 12 MONTHS, HAS ANY MEMBER OF YOUR HOUSEHOLD EATEN MEXICAN GRASSHOPPERS OR CHAPULINES OR BRIGHTLY COLORED SPICES SUCH AS TURMERIC, CHILI POWDER, CURRY POWDER OR SIMILAR SPICES BROUGHT FROM ANOTHER COUNTRY?
LEADCV	NUM	YESNO.	2012-2013	DID CONTRACTOR OR PAINTER USE HEPA VACUUM
LEADDEF	NUM	LEADFFC.	2010	DEFINITION OF LEAD (2010)?
LEADDIRT	NUM	TRUEB.	2007-2009	LEAD IN A CHILD'S BLOOD FROM PLAYING IN DIRT
LEADDRT1	NUM	TRUE.	2010-2011	CHILD CAN GET LEAD IN BLOOD BY PUTTING DIRT COVERED ITEMS IN MOUTH
LEADDRT2	NUM	YESNO.	2010-2012	DOES LAND AROUND HOME HAVE BARE DIRT
LEADDRT3	NUM	TRUE.	2013	CLEANING SHOES BEFORE ENTERING HOME AVOID LEAD FROM DIRT
LEADDUST	NUM	YESNO.	2011-2013	IN NEIGHBORHOOD, ANY DUST OR DIRT FROM CONSTRUCTION OR REMODELING PROJECTS WHICH STATEMENT IS TRUE ABOUT LEAD
LEADUST2	NUM	LEADUSTB.	2013	WHAT WILL LEAD IN CHILD BLOOD DO
LEADEFF	NUM	LEADEFF.	2004, 2007	LEAD IN A CHILD'S BLOOD IS MOST LIKELY TO
LEADEFF2	NUM	LEADEFFB.	2009	WHAT DOES LEAD IN CHILD'S BLOOD DO
LEADEFFA	NUM	LEADEFFA.	2010-2011	LEAD IN CHILD'S BLOOD CAN COME FROM TAKING AZARCON OR GRETA FOR STOMACH ACHE
LEADEMPA	NUM	TRUEB.	2009-2010	LEAD IN A CHILD'S BLOOD CAN COME FROM DOES CHILD SPEND TIME WITH ADULT WHO IS EXPOSED TO LEAD
LEAETH	NUM	LEAETH.	2015	PLACES RECENTLY RENOVATED
LEAEXAD	NUM	YESNO.	2010-2011	IS THE PLACE YOU LIVE LOCATED LESS THAN A BLOCK FROM A GUN FIRING RANGE?
LEADFIX	NUM	YESNO.	2002-2004	WITHIN THE LAST 12 MONTHS, DID YOU OR ANOTHER HOUSEHOLD MEMBER SPEND TIME AT A GUN FIRING RANGE?
LEADFRP	NUM	YESNO.	2018	IS HOME LOCATED ON BUSY STREET OR NEAR FREEWAY
LEADFRPS	NUM	YESNO.	2018	HOME ON BUSY STREET OR NEAR FRWY
LEADFWY	NUM	YESNO.	2011	CHILD'S CHILDCARE, PRE-SCHOOL, OR ELEMENTARY SCHOOL HAS LEAD TESTED
LEADFWY1	NUM	YESNO.	2014, 2018	LEAD IN A CHILD'S BLOOD CAN COME FROM TAP WATER
LEADH20S	NUM	LEADCHILD.	2017	IN THE LAST 12 MONTHS, HAS THE WATER SUPPLY IN ANY SCHOOL THAT ONE OF YOUR CHILDREN ATTENDS BEEN TESTED FOR LEAD?
LEADH2OP	NUM	TRUE.	2017	GIVEN LEAD HAZ INFO
LEADH2S1	NUM	YESNO.	2018	DID LANDLORD, AGENT OR SELLER GIVEN INFO ABOUT LEAD
LEADHAZ	NUM	YESNO.	2004-2007	GIVEN INFO ABOUT LEAD
LEADHAZ1	NUM	YNNA.	2012	DID LANDLORD, AGENT OR SELLER GIVEN INFO ABOUT LEAD
LEADHAZ2	NUM	YESNO.	2008	DID LANDLORD, AGENT OR SELLER GIVEN INFO ABOUT LEAD
LEADHAZ3	NUM	YESNO.	2013	COMPARED TO HIGHER INCOME FAMILIES, LIKELIHOOD OF LOW-INCOME FAMILIES IN GOVT ASSISTED PROGS ARE AT RISK FOR LEAD POISONING
LEADI	NUM	LIKELY.	2016-2017	

Part II: SAS Dataset Data Documentation

VARIABLE	TYPE	FORMAT	YEAR	LABEL
LEADINFO	NUM	YESNO.	2011-2012	ARE REMODELING CONTRACTORS OF PRE-1978 HOUSING REQUIRED TO GIVE INFO ABOUT LEAD
LEADLI	NUM	YESNO.	2018	WAS THE PLACE YOU LIVE BUILT ON LAND THAT PREVIOUSLY HAD A FACTORY, MILITARY BASE, ORCHARD, MINE, OR OTHER INDUSTRY ON IT?
LEADLL	NUM	TRUE.	2013-2014	NO KNOWN SAFE LEVEL OF LEAD IN A CHILD'S BLOOD OR BODY
LEADLL1	NUM	LEADLL1a.	2015	WE NEED TO PREVENT EVEN LOW LEVELS OF LEAD IN A CHILD'S BLOOD BECAUSE
LEADLL2	NUM	LEADLL2a.	2016	EVEN LOW LEVELS OF LEAD IN A CHILDREN CAUSE...
LEADLP	NUM	YESNO.	2017	HAVE YOU HEARD OF CHILDHOOD LEAD POISONING PREVENTION PROGRAMS
LEADMV	NUM	YESNO.	2004, 2012-2013	NEW HOUSE OR APT IN PAST 24 MONTHS
LEADNT	NUM	LEADNT.	2010	WHAT CAN PROTECT CHILD FROM LEAD
LEADPC	NUM	TRUE.	2016	LEAD PAINT OR CHIPS CAN BE POISONOUS WHEN EATEN
LEADPICA	NUM	YESNO.	2012	HAS CHILD BEEN SEEN EATING NON-FOOD ITEMS OR SEEN CHEWING ON PAINTED SURFACES
LEADPLC	NUM	LEADPLC.	2003-2004	PLACE BUILT <1978 WAS HOME/SOMEWHERE ELSE
LEADPNT	NUM	TRUEB.	2005-2009	LEAD IN A CHILD'S BLOOD FROM OLD PAINT
LEADPRO	NUM	LEADPRO.	2011-2012	WHICH OF FOLLOWING WILL NOT PROTECT CHILD FROM LEAD
LEADPTST	NUM	YESNO.	2011-2013	BEFORE STARTING REMODEL WORK, WAS PAINT TESTED FOR LEAD
LEADR	NUM	LIKELY.	2016-2017	COMPARED TO OTHER GROUPS, AFRICAN AMERICANS, LATINOS, AND RECENT IMMIGRANTS ARE AT RISK FOR LEAD POISONING
LEADREMV	NUM	LEADRM.	2011	WHAT IS A GOOD WAY TO REMOVE OLD PAINT FROM HOUSING
LEADRMV1	NUM	LEADRM.	2012-2013	WHAT IS A SAFE WAY TO REMOVE OLD PAINT FROM HOUSING
LEADREN1	NUM	YESNO.	2010	HOME RENOVATED, REPAIRED, REPAINTED PAST 12 MONTHS
LEADREN2	NUM	YESNO.	2011	HOME REMODELED PAST 12 MONTHS
LEADREN3	NUM	YESNO.	2012	HOME REMODELED, RENOVATED, REPAIRED, PAINTED ET AL PAST 12 MONTHS
LEADREN4	NUM	YESNO.	2013-2018	HOME REMODELED, RENOVATED, REPAIRED, PAINTED ET AL PAST 12 MONTHS
LEADRENO	NUM	YESNO.	2008-2009	HOME REMODELED, REPAIRED, RENOVATED PAST 12 MONTHS
LEADREQ	NUM	YESNO.	2011-2012	PAST 12 MONTHS, MEDICAL PROVIDER ASK YOU TO HAVE CHILD'S BLOOD TEST FOR LEAD
LEADRRP1	NUM	YESNO.	2013-2014	EVER HEARD ABOUT GOV'T PROGRAMS THAT REQUIRE CONTRACTORS TO PROTECT RESIDENTS
LEADRRP	NUM	YESNO.	2011-2012	EVER HEARD ABOUT EPA'S RENOVATION & PAINTING PROGRAM
LEADSCR1	NUM	YESNO.	2012	HAS DOCTOR ASKED OR TALKED ABOUT AGE OR CONDITION OF HOUSE
LEADSCRN	NUM	YESNO.	2009	HAS DOCTOR ASKED ABOUT LEAD EXPOSURE RISKS IN YOUR HOME

Part II: SAS Dataset Data Documentation

VARIABLE	TYPE	FORMAT	YEAR	LABEL
LEADSKS	NUM	TRUE.	2016-2017	CHILDREN CAN GET LEAD IN THEIR BODIES FROM POWDERS/ COSMETICS
LEADSKSU	NUM	YESNO.	2018	WITHIN THE LAST 12 MONTHS, HAS ANY MEMBER OF YOUR HOUSEHOLD USED SURMA, KOHL, KAJAL, SINDOOR, KUMKUM, VIBHUTI, SRICHURNAM OR OTHER TRADITIONAL OR CEREMONIAL COSMETICS OR POWDERS?
LEADSMK	NUM	TRUE.	2013-2015	SMOKING IN HOUSE WHERE CHILDREN LIVE CAUSE TO BE EXPOSED TO LEAD
LEADTC	NUM	TRUE.	2016-2017	CHILDREN CAN GET LEAD IN BODIES FROM EATING BRIGHTLY COLORED SPICES (TURNERIC/ CHILI)
LEADTEST	NUM	LEADTEST.	2002-2008	CHILD TESTED LEAD POISONING/12 MONTHS
LEADTHR	NUM	TRUE.	2016-2017	CHILDREN CANNOT GET LEAD IN BODIES FROM TRADITIONAL/ HERBAL REMEDIES
LEADTHRU	NUM	YESNO.	2018	WITHIN THE LAST 12 MONTHS, HAVE ANY MEMBERS OF YOUR HOUSEHOLD USED TRADITIONAL REMEDIES OR TRADITIONAL HERBAL REMEDIES SUCH AS AZARCON, GRETA, PAY-LOO-AH, AYURVEDIC REMEDIES, CHINESE REMEDIES, OR OTHER SIMILAR REMEDIES?
LEADTST2	NUM	YESNO.	2009-2010, 2012	HAS CHILD EVER HAD A LEAD BLOOD TEST
LEADTST3	NUM	YESNO.	2014-2018	HAS CHILD HAD LEAD BLOOD TEST
LEADTSTD	NUM	YESNO.	2011-2012	DID CHILD HAVE BLOOD TAKEN FOR LEAD TEST
LEADWB	NUM	YESNO.	2014-2015	BURNED PAINTED OR STAINED WOOD
LEADWD	NUM	LEADCAUC.	2013	WHICH CONDITION IN A HOUSE WITH LEAD BASED PAINT WOULD LIKELY RESULT IN LEAD POISONING
LEADWIN	NUM	YESNO.	2011-2013	WHEN HOME REMODELED, WERE ANY WINDOWS OR DOORS REPLACED
LEADWIN1	NUM	YESNO.	2013	WHEN HOME REMODELED, WAS PAINT OR WINDOWS REPLACED BECAUSE OF LEAD
LEVEL	NUM		1987-1992	BLOOD CHOLESTEROL LEVEL
LIKESTOP	NUM	YESNO.	1993-2012	LIKE TO STOP SMOKING
LIKEWT	NUM		1989, 1994, 2000, 2003	HOW MUCH WOULD LIKE TO WEIGH
LIMITJN2	NUM	YESNO.	2002-2003, 2005, 2007, 2009, 2011-2013, 2015, 2017	LIMITED ACTIVITIES/ARTHRITIS
LIMITJNT	NUM	YESNO.	2000-2001	LIMITED DUE TO JOINT SYMPTOMS
LIQRNU2	NUM	I.	2008	BINGE DRINKING: # DRINKS OF LIQUOR
LIQRNUM	NUM	I.	2003-2005	NUMBER OF DRINKS LIQR/MOST RECENT BINGE
LIVER	NUM	YESNO.	1984-1990	EVER HAD LIVER TROUBLE
LIVER2	NUM	YESNO.	1992	DIAGNOSED WITH LIVER DISEASE
LOADED	NUM	YESNO.	1991-1993	IS GUN LOADED
LOADED2	NUM	YESNO.	1994-1997	IS GUN OR GUNS LOADED
LOADED3	NUM	YESNO.	2004	ANY HANDGUNS LOADED
LOADED4	NUM	YESNO.	2004	ANY LONG GUNS LOADED
LOADED7	NUM	YESNO.	2017, 2018	ANY LONG GUNS LOADED
LOCKED	NUM	YESNO.	1993	GUN EVER LOCKED UP
LOCKED2	NUM	YESNO.	1994-1997	GUN OR GUNS EVER LOCKED
LOCKED3	NUM	YESNO.	1998-1999, 2001-2003, 2009	ANY HANDGUNS LOADED AND NOT LOCKED

Part II: SAS Dataset Data Documentation

VARIABLE	TYPE	FORMAT	YEAR	LABEL
LOCKED4	NUM	YESNO.	1998-1999, 2001-2003, 2009	ANY LONG GUNS LOADED AND NOT LOCKED
LOCKED5	NUM	YESNO.	2004	ANY HANDGUNS NOT LOCKED
LOCKED6	NUM	YESNO.	2004	ANY LONG GUNS NOT LOCKED
LOCKED7	NUM	YESNO.	2017, 2018	ANY LONG GUNS NOT LOCKED
LOCKNOW	NUM	YESNO.	1993	GUN LOCKED NOW
LOCKNOW2	NUM	YESNO.	1994-1997	GUN OR GUNS LOCKED NOW
LONGGUN	NUM	YESNO.	1998-1999, 2001-2004, 2009	ANY FIREARMS LONG GUNS
LOSESTRT	NUM	VIII.	1989	WEIGHT AT START OF WEIGHT LOSS
LOSEWHEN	NUM	IV.	1989	HOW LONG AGO BEGAN WEIGHT LOSS
LOSEWT	NUM	YESNO.	1985-1988, 1991-1992, 1994, 1996, 1998, 2000, 2003	TRYING TO LOSE WEIGHT
LOSEWT89	NUM	LOSEWT.	1989	TRYING TO LOSE OR GAIN WEIGHT
LOSTEETH	NUM	LOSTETH.	1995, 1997, 1999-2000, 2002, 2004	TEETH REMOVED DUE TO DECAY OR DISEASE
LOSTETH2	NUM	LOSTETH.	2006, 2008, 2010, 2012, 2014, 2016, 2018	TEETH REMOVED DUE TO DECAY OR DISEASE
LOSTTOOTH	NUM	YESNO.	1994	LOST TOOTH IN ACCIDENT OR INJURY
LOSTWORK	NUM	YESNO.	1991	LOST WORK DAYS TO WORK-RELTD INJ/ILLNESS
LOWSALT	NUM	YESNO.	1984-1986	FOLLOWING LOW SALT DIET TO REDUCE BP
LPPS	NUM	YESNO.	2015	HAS CHILD'S CHILDCARE, PRE-SCHOOL, OR SCHOOL GIVEN YOU INFORMATION OR TALKED TO YOU ABOUT PREVENTING CHILDHOOD LEAD POISONING
LPPS1	NUM	LEADCHILD.	2016-2018	HAS CHILD CARE OR SCHOOL TALKED TO YOU ABOUT CHILDHOOD LEAD POISON PREVENTION
LUMPOFT	NUM	IV.	1988-1993	HOW OFTEN DO BREAST SELF EXAM
LUMPS	NUM	YESNO.	1988-1993	KNOW HOW TO DO BREAST SELF EXAM
LUMPTOLD	NUM	YESNO.	1989-1993	ADVISED TO CHECK FOR BREAST LUMPS
LUNG	NUM	YESNO.	1996, 1998	PROBLEMS WITH LUNGS/BREATHING IN PAST YR
LUNGCAN	NUM	LUNGCAN.	2009-2014	YOUR RISK OF LUNG CANCER
LYME	NUM	YESNO.	2001	HEARD THAT LYME DX CAN EFFECT PEOPLE IN CA
MAINPLAN	NUM	MAINPLN.	1996-1997, 1999-2012	PLAN THAT PAYS FOR MOST OF MEDICAL CARE
MAJMED	NUM	YESNO.	1998	DOES PLAN COVER ROUTINE CARE
MAJORMED	NUM	YESNO.	1989-1990	COVERED BY MAJOR MEDICAL PLAN
MAJRLIM	NUM	YESNO.	1996	HEALTH PROBLEM KEEPS FROM WORKING ETC.
MAJRPRB	NUM	MAJPR.	1996	MAJOR PROBLEM THAT LIMITS ACTIVITIES
MAJRPRB2	NUM	MAJPRBB.	2002-2003	MAJOR PROBLEM THAT LIMITS ACTIVITIES
MAJRPROB	NUM	MAJPRBB.	1996, 2000	MAJOR PROBLEM THAT LIMITS ACTIVITIES
MAMMEDIA	NUM	YESNO.	1995	SAW MAMMOGRAPHY IN MEDIA IN PAST 30 DAYS
MAMMO	NUM	YESNO.	1987-1988	EVER HEARD OF MAMMOGRAM
MANYMAM	NUM	VII.	1995	NUMBER OF MAMMOGRAMS IN LAST 5 YRS.
MARAGE	NUM	TYPEXII.	2016	AGE FIRST TIME TRIED MARIJUANA OR HASHISH
MARDRIVE	NUM	YESNO.	2016	IN LAST 12 MONTHS, DID YOU DRIVE WITHIN 3 HOURS OF USING MARIJUANA OR HASHISH

Part II: SAS Dataset Data Documentation

VARIABLE	TYPE	FORMAT	YEAR	LABEL
MAREXP	NUM	XXVI.	2016-2018	HOW MANY MINUTES OR HOURS WERE YOU EXPOSED TO OTHER PEOPLE'S MARIJUANA SMOKE
MARHELP	NUM	YESNO.	2012-2013	DID USING MEDICAL MARIJUANA HELP SERIOUS MEDICAL CONDITION
MARIDRIVE18	NUM	DRIVEINFL.	2018	DURING THE PAST 30 DAYS, HOW OFTEN HAVE YOU DRIVEN A VEHICLE WHILE YOU WERE UNDER THE INFLUENCE OF MARIJUANA OR CANNABIS?
MARIJ30	NUM	YESNO.	2016	IN PAST 30 DAYS, MARIJUANA RECOMMENDED BY HEALTH PROF
MARIJANA	NUM	TYPEI.	2016-2017	DURING THE PAST 30 DAYS, ON HOW MANY DAYS DID YOU USE MARIJUANA OR HASHISH?
MARIJANA1	NUM	TYPEI.	2018	DURING THE PAST 30 DAYS, ON HOW MANY DAYS DID YOU USE MARIJUANA OR CANNABIS?
MARIJRISK	NUM	RISK.	2016	DO YOU THINK THE DAILY OR NEARLY DAILY USE OF MARIJUANA HARMS AVERAGE ADULT'S HEALTH
MARIJHARM	NUM	RISK.	2018	HOW MUCH DO YOU THINK USING MARIJUANA OR CANNABIS ONCE A MONTH WOULD RISK HARMING YOU PHYSICALLY OR IN OTHER WAYS?
MARIJHIGH	NUM	TYPEXXXV.	2018	ON THE DAYS YOU USE MARIJUANA OR CANNABIS, HOW MANY HOURS A DAY DO YOU USUALLY SPEND HIGH?
MARIJUSE_1	NUM	YN.	2016	HOW USE MARIJUANA: SMOKE IT
MARIJUSE_2	NUM	YN.	2016	HOW USE MARIJUANA: EAT IT
MARIJUSE_3	NUM	YN.	2016	HOW USE MARIJUANA: DRINK IT
MARIJUSE_4	NUM	YN.	2016	HOW USE MARIJUANA: VAPORIZE IT
MARIJUSE_5	NUM	YN.	2016	HOW USE MARIJUANA: DAB IT
MARIJUSE_6	NUM	YN.	2016	HOW USE MARIJUANA: OTHER WAY
MARIJUSE_7	NUM	YN.	2016	HOW USE MARIJUANA: DON'T KNOW/NOT SURE
MARIJUSE_9	NUM	YN.	2016	HOW USE MARIJUANA: REFUSED
MARIRISK18	NUM	RISK.	2018	HOW MUCH DO YOU THINK DAILY OR ALMOST DAILY MARIJUANA OR CANNABIS USE WOULD RISK HARMING YOU PHYSICALLY OR IN OTHER WAYS?
MARITAL	NUM	MARITAL.	1984-2018	MARITAL STATUS
MARJSHS	NUM	YESNO.	2017-2018	IN THE LAST TWO WEEKS, MARIJUANA IN WORKPLACE EXPOSURE
MARMED	NUM	YESNO.	2012-2013	EVER USE MEDICAL MARIJUANA FOR SERIOUS MEDICAL CONDITION
MARPU_A	NUM	YESNO.	2012	USED MEDICAL MARIJUANA FOR: AIDS
MARPU_B	NUM	YESNO.	2012	USED MEDICAL MARIJUANA FOR: ANOREXIA
MARPU_C	NUM	YESNO.	2012	USED MEDICAL MARIJUANA FOR: ARTHRITIS
MARPU_D	NUM	YESNO.	2012	USED MEDICAL MARIJUANA FOR: CACHEXIA(WASTING SYNDROME)
MARPU_E	NUM	YESNO.	2012	USED MEDICAL MARIJUANA FOR: CANCER
MARPU_F	NUM	YESNO.	2012	USED MEDICAL MARIJUANA FOR: CHRONIC PAIN
MARPU_G	NUM	YESNO.	2012	USED MEDICAL MARIJUANA FOR: GLAUCOMA
MARPU_H	NUM	YESNO.	2012	USED MEDICAL MARIJUANA FOR: MIGRAINE
MARPU_I	NUM	YESNO.	2012	USED MEDICAL MARIJUANA FOR: PERSISTENT MUSCLE SPASMS

Part II: SAS Dataset Data Documentation

VARIABLE	TYPE	FORMAT	YEAR	LABEL
MARPU_J	NUM	YESNO.	2012	USED MEDICAL MARIJUANA FOR: SEIZURES OR EPILEPSY
MARPU_K	NUM	YESNO.	2012	USED MEDICAL MARIJUANA FOR: NAUSEA
MARPU_L	NUM	YESNO.	2012	USED MEDICAL MARIJUANA FOR: OTHER MEDICAL CONDITION
MARPU_M	NUM	YESNO.	2012	USED MEDICAL MARIJUANA FOR DEPRESSION
MARPU_N	NUM	YESNO.	2012	USED MEDICAL MARIJUANA FOR STRESS
MARUSETX	CHAR		2016	OTHER (SPECIFY) USEMRJNA/ MARIJUSE_6
MARVAPE	NUM	MVAPE.	2016	HOW OFTEN DO YOU VAPORIZE MARIJUANA
MASSAGE	NUM	YESNO.	2001	HAD MASSAGE FOR HEALTH IN PAST 12 MONTHS
MASSFPD	NUM	YESNO.	2001	WAS MASSAGE FOR ARTHRITIS
MCSDIAG	NUM	YESNO.	1995-1996	EVER TOLD HAD MULT. CHEM. SENSITIVITY
MDASSIST	NUM	YESNO.	2009-2015	MD SUGGEST RECEIVE OTHER ASSISTANCE
MDDATE	NUM	YESNO.	2009-2013	MD SUGGEST DATE TO QUIT SMOKING
MDDATE2	NUM	YESNO.	2013-2015	MD OR HEALTH CARE PROVIDER SUGGEST DATE TO QUIT SMOKING
MDRX	NUM	YESNO.	2009-2015	MD PRESCRIBE ANYTHING TO HELP QUIT
MDSEE	NUM	YESNO.	2009-2012	EVER SEE YOUR DOCTOR PAST 12 MONTHS
MDSEE2	NUM	YESNO.	2013-2018	EVER SEE YOUR DOCTOR OR HEALTH PROVIDER PAST 12 MONTHS
MDSTOP2	NUM	YESNO.	2013-2018	ADVISED IN PAST 12 MOS BY MD TO QUIT
MEALWHEL	NUM	YESNO.	1996	FOOD ASSISTANCE IS MEALS ON WHEELS
MEDBILLS	NUM	YESNO.	2013	HAVE ANY MEDICAL BILLS THAT ARE BEING PAID OFF OVER TIME
MEDDELAY	NUM	MEDDELAY.	2013	DELAYED GETTING NEEDED MEDICAL CARE IN PAST 12 MONTHS
MEDDELAY_TXT	CHAR		2013	OTHER (SPECIFY) MEDDELAY
MEDI_FUP	NUM	YESNO.	1999-2000	EVER HAD A MEDICARE CARD
MEDICAL	NUM	YESNO.	1989-1990, 1995-2013	COVERED BY MEDI-CAL
MEDICAR2	NUM	YESNO.	2013	DO YOU HAVE MEDICARE
MEDICARD	NUM	YESNO.	1996	MEDICARE PAYS PRIVATE INSURANCE OR HMO
MEDICARE	NUM	YESNO.	1989-1990, 1995-2012	COVERED BY MEDICARE
MEDICOST	NUM	MEDICOST.	2013	PAST 12 MONTHS DID NOT TAKE YOUR MEDICATION BECAUSE OF COST
MEDIGAP	NUM	YESNO.	1996	HAS MEDI-GAP INSURANCE
MEDIMAN	NUM	YESNO.	1996	MEDI-CAL PAYS FOR HEALTH PLAN OR HMO
MEDIMAN2	NUM	YESNO.	1997-1998	MEDI-CAL PAYS FOR HEALTH PLAN OR HMO
MEDTAIDS	NUM	YESNO.	1993	KNOW IF MEDICAL TREATMENT FOR AIDS
MENT12M	NUM	YESNO.	2008-2009	GET HELP WITH PERSONAL OR FAMILY PROBLEMS PAST 12 MONTHS
MENTHELP	NUM	YESNO.	2005-2009	SOUGHT MENTAL HELP LIFETIME
MENTHLTH	NUM	I.	1993-2018	DAYS POOR MENTAL HEALTH IN PAST MONTH
MENTPOOR	NUM	I.	1995-1996	DAYS MENTAL HEALTH RESTRICTED ACTIVITY
MENTPROB	NUM	YESNO.	2005	MENTAL HEALTH PROBLEM LIFETIME
MEXICO	NUM	YESNO.	2004-2007	CHILD TRAVELED TO MEXICO IN PAST 12 MOS.
MEXICO2	NUM	YESNO.	2008	ANY HOUSEHOLD MEMBER TRAVELLED TO MEXICO IN PAST 12 MNTHS
MEXPROD	NUM	YESNO.	2008	ANYONE BROUGHT PRODUCTS FROM MEXICO TO FAMILY
MEXPROD2	NUM	YESNO.	2009	ANYONE BROUGHT OR SENT PRODUCTS FROM MEXICO TO FAMILY

Part II: SAS Dataset Data Documentation

VARIABLE	TYPE	FORMAT	YEAR	LABEL
MEXPROD3	NUM	YESNO.	2010	YOU OR ANYONE BROUGHT PRODUCTS FROM MEXICO TO HOUSEHOLD
MHHELP	NUM	YESNO.	2006-2009	NEED/WANT MENTAL HELP IN PAST 12 MONTHS
MHHLAWN2	NUM	YESNO.	2006-2009	GOT MENTAL HELP IN PAST 12 MONTHS?
MIGRAN	NUM	YESNO.	1998	BEEN TOLD THEY HAVE MIGRAINES
MIGRAN12	NUM	I.	1998	HOW MANY MIGRAINES IN PAST 12 MONTHS
MILITAR2	NUM	YESNO.	2008, 2012-2018	SERVED ACTIVE DUTY U.S. ARMED FORCES
MILITAR3	NUM	MILSTATC.	2009-2012	SERVED ACTIVE DUTY U.S. ARMED FORCES
MILITARY	NUM	YESNO.	2000, 2003-2007	SERVED ACTIVE DUTY U.S. ARMED FORCES
MILPLAN	NUM	YESNO.	1996-2013	MILITARY, CAMPUS OR VA COVERS HEALTH
MILSTAT	NUM	MILSTAT.	2000	CURRENT MILITARY STATUS
MILSTATB	NUM	MILSTATB.	2003-2004	CURRENT MILITARY STATUS
MIXEDVEG	NUM	XIX.	2001	HOW OFTEN EAT MIXED VEG
MODDAY	NUM	I.	2001, 2003, 2005-2010	DAYS PER WEEK MODERATE EXERCISE
MODTIME	NUM	XXV.	2001, 2003, 2005-2010	HRS/MIN MODERATE EXERCISE
MODTIMEH	NUM	I.	2001, 2003, 2005-2009	HRS MODERATE EXERCISE
MODTIMEM	NUM	I.	2001, 2003, 2005-2009	MIN MODERATE EXERCISE
MOLD	NUM	YESNO.	2001, 2003	HAVE MOLD IN YOUR HOME
MOLD1	NUM	MOLD.	2012	PAST 12 MONTHS: ANYONE SEEN OR SMELLED MOLD INSIDE YOUR HOME
MOLDPROB	NUM	YESNO.	2003	HEALTH PROBLEM DUE TO MOLD
MOM2BABE	NUM	YESNO.	1991-1992	PREGNANT WOMAN CAN GIVE AIDS TO BABY
MONTH	NUM		1989-2014	MONTH OF DATA COLLECTION (2 DIGIT MONTH)
MONTHDUE	NUM		1988-1992	WHEN ARE YOU EXPECTING A BABY (2 DIGIT MONTH)
MORETAX	NUM	MORETAXB.	2009-2018	WOULD YOU SUPPORT A TAX INCREASE OF
MORETXOT	CHAR		2013-2018	OTHER (SPECIFY) MORETAX
MOSTEFF	NUM	COLOTEST.	2012-2014	WHICH TEST YOU THINK IS MOST EFFECTIVE IN FINDING COLORECTAL CANCER
MOSTKNOW	NUM	YESNO.	2015-2018	ARE YOU THE PARENT IN THE HOUSEHOLD WHO KNOWS THE MOST ABOUT SELECTED CHILD
MOUTHHC	NUM	YESNO.	1986	SMOKELESS TOBACCO CAUSES MOUTH CANCER?
MRACASC1	NUM	MRACE.	2014-2018	MRACE WITH RESPONSES IN ASCENDING ORDER
MRACE1	NUM	MRACE.	2014-2018	ONE OR MORE RACE CATEGORIES
MSCODE	NUM	MSCODE.	2016-2018	METROPOLITAN STATUS CODE
NAICS_CODE_2002	NUM	OCCUPN.	2013	2002 NORTH AMERICAN INDUSTRIAL CLASSIFICATION SYSTEM
NALCOCC	NUM	I.	1989-1993, 2001-2004	DRINKS PER OCCASION
NALCOCC3	NUM	I.	2005-2018	NUMBER OF ALCOHOLIC DRINKS PER OCCASION
NAUSEA7	NUM	YESNO.	1991-1992	HAD NAUSEA IN LAST 7 DAYS
NBEEROCC	NUM	I.	1984-1988, 1995-2000	NUMBER OF BEER PER OCCASION
NCHH	NUM		2014	NUMBER OF CHILDREN IN HOUSEHOLD
NEEDDOC	NUM	YESNO.	1996-1999	NEEDED TO SEE MD IN PAST 12 MONTHS

Part II: SAS Dataset Data Documentation

VARIABLE	TYPE	FORMAT	YEAR	LABEL
NEEDHELP	NUM	YESNO.	1991-1995	NEED HELP FOR DAILY ACTIVITIES
NLIQROCC	NUM	I.	1984-1988, 1995-2000	NUMBER OF DRINKS PER OCCASION
NOBCTOTH	CHAR		2016-2017	OTHER (SPECIFY) NOBCUSE6
NOBCUSE6	NUM	BCWHYNTD.	2016-2017	WHAT WAS THE MAIN REASON FOR NOT DOING ANYTHING TO PREVENT PREGNANCY LAST TIME HAD SEX
NOCIGDY	NUM	V.	2009-2015	NO. OF DAYS LONGEST TIME NO SMOKING
NOCIGMO	NUM	V.	2009-2015	NO. OF MONTHS LONGEST TIME NO SMOKING
NOCIGWK	NUM	V.	2009-2015	NO. OF WEEKS LONGEST TIME NO SMOKING
NOCIGYR	NUM	V.	2009-2015	NO. OF YEARS LONGEST TIME NO SMOKING
NOEXATX	CHAR		2013	OTHER (SPECIFY) NOEXA2_O
NOEXA2_A	NUM	YESNO.	2013	REASON WHY NOT BEEN TO DR. FOR A ROUTINE WELL-WOMAN EXAM IN PAST 2 YEARS: COULDN'T AFFORD
NOEXA2_B	NUM	YESNO.	2013	REASON WHY NOT BEEN TO DR. FOR A ROUTINE WELL-WOMAN EXAM IN PAST 2 YEARS: INSURANCE DIDN'T COVER
NOEXA2_C	NUM	YESNO.	2013	REASON WHY NOT BEEN TO DR. FOR A ROUTINE WELL-WOMAN EXAM IN PAST 2 YEARS: DIFFICULTY FINDING A DOC
NOEXA2_D	NUM	YESNO.	2013	REASON WHY NOT BEEN TO DR. FOR A ROUTINE WELL-WOMAN EXAM IN PAST 2 YEARS: DOC'S OFFICE TOO FAR AWAY
NOEXA2_E	NUM	YESNO.	2013	REASON WHY NOT BEEN TO DR. FOR A ROUTINE WELL-WOMAN EXAM IN PAST 2 YEARS: NO CHILD CARE
NOEXA2_F	NUM	YESNO.	2013	REASON WHY NOT BEEN TO DR. FOR A ROUTINE WELL-WOMAN EXAM IN PAST 2 YEARS: DOC UNAVAILABLE AFTER 5
NOEXA2_G	NUM	YESNO.	2013	REASON WHY NOT BEEN TO DR. FOR A ROUTINE WELL-WOMAN EXAM IN PAST 2 YEARS: AFRAID OF FINDING A PROBLEM
NOEXA2_H	NUM	YESNO.	2013	REASON WHY NOT BEEN TO DR. FOR A ROUTINE WELL-WOMAN EXAM IN PAST 2 YEARS: DON'T HAVE A DOC
NOEXA2_I	NUM	YESNO.	2013	REASON WHY NOT BEEN TO DR. FOR A ROUTINE WELL-WOMAN EXAM IN PAST 2 YEARS: NO TRANSPORTATION
NOEXA2_J	NUM	YESNO.	2013	REASON WHY NOT BEEN TO DR. FOR A ROUTINE WELL-WOMAN EXAM IN PAST 2 YEARS: TRANSPORTATION TAKES TOO LONG
NOEXA2_K	NUM	YESNO.	2013	REASON WHY NOT BEEN TO DR. FOR A ROUTINE WELL-WOMAN EXAM IN PAST 2 YEARS: COULDN'T FIND DOC WHO SPEAKS MY LANGUAGE
NOEXA2_L	NUM	YESNO.	2013	REASON WHY NOT BEEN TO DR. FOR A ROUTINE WELL-WOMAN EXAM IN PAST 2 YEARS: COULDN'T GET TIME OFF WORK
NOEXA2_O	NUM	YESNO.	2013	REASON WHY NOT BEEN TO DR. FOR A ROUTINE WELL-WOMAN EXAM IN PAST 2 YEARS: OTHER REASON
NOFLUWHY	NUM	NOFLUWHY.	2001	WHY NO FLUSHOT
NOFLUWHY2	NUM	NOFLUWHY.	2002-2003	WHY NO FLUSHOT
NOFLUWHY3	NUM	NOFLUWHYB.	2004	WHY NO FLU SHOT
NOFLUWHY4	NUM	NOFLUWHYC.	2004-2005	WHY NO FLU VACCINE

Part II: SAS Dataset Data Documentation

VARIABLE	TYPE	FORMAT	YEAR	LABEL
NOFMONEY	NUM	YESNO.	2014-2015	PAST YEAR A TIME NOT ENOUGH MONEY FOR FOOD
NOGETH1	NUM	NOH1N1A.	2010	MAIN REASON YOU DIDN'T GET H1N1
NOMED	NUM	YESNO.	2002, 2014-2018	NEED MED CARE/PAST 12 MTHS/COULDN'T GET
NOMEDWHY	NUM	NOMEDWHY.	2002	REASON COULD NOT GET MED CARE
NOPHON	NUM	YESNO.	2003-2004	GONE WITHOUT PHONE SERVICE/PAST 12 MONTHS
NOPHON2	NUM	YESNO.	2005-2010	GONE WITHOUT PHONE SERVICE/PAST 12 MONTHS
NOPHON2	NUM	YESNO.	2005-2010	GONE WITHOUT PHONE SERVICE/PAST 12 MONTHS
NOPNWHY2	NUM	NOPNWHYB.	2002-2003	WHY NO PNEUMONIA SHOT
NORIDERS	NUM	AGREE.	1991	SHOULD NOT ALLOW RIDERS IN BACK OF PICKUP
NOSCREEN1	CHAR		2013-2014	OTHER (SPECIFY) FOR NOSCREEN
NOSCREEN2	CHAR		2014	OTHER (SPECIFY) FOR NOSCR_J
NOSCREEN	NUM	RESSIGCB.	2012-2014	MOST IMPORTANT REASON YOU HAVE NOT BEEN SCREENED FOR COLORECTAL CANCER(RECENTLY)
NOSCR_A	NUM	YESNO.	2012-2014	OTHER REASONS NOT BEEN SCREENED FOR COLORECTAL CANCER: NO REASON
NOSCR_B	NUM	YESNO.	2012-2014	OTHER REASONS NOT BEEN SCREENED FOR COLORECTAL CANCER: DIDN'T KNOW NEEDED TEST
NOSCR_C	NUM	YESNO.	2012-2014	OTHER REASONS NOT BEEN SCREENED FOR COLORECTAL CANCER: DOC DIDN'T TELL IT WAS NEEDED
NOSCR_D	NUM	YESNO.	2012-2014	OTHER REASONS NOT BEEN SCREENED FOR COLORECTAL CANCER: NO PROBLEMS
NOSCR_E	NUM	YESNO.	2012-2014	OTHER REASONS NOT BEEN SCREENED FOR COLORECTAL CANCER: PUT IT OFF/LAZY
NOSCR_F	NUM	YESNO.	2012-2014	OTHER REASONS NOT BEEN SCREENED FOR COLORECTAL CANCER: COST
NOSCR_G	NUM	YESNO.	2012-2014	OTHER REASONS NOT BEEN SCREENED FOR COLORECTAL CANCER: PAINFUL, UNPLEASANT OR EMBARRASSING
NOSCR_H	NUM	YESNO.	2012-2014	OTHER REASONS NOT BEEN SCREENED FOR COLORECTAL CANCER: DON'T HAVE A DOC
NOSCR_I	NUM	YESNO.	2012-2014	OTHER REASONS NOT BEEN SCREENED FOR COLORECTAL CANCER: DON'T HAVE A DOC
NOSCR_J	NUM	YESNO.	2012-2014	OTHER REASONS NOT BEEN SCREENED FOR COLORECTAL CANCER: OTHER REASON
NOSMKDY	NUM	V.	2009-2018	DAYS NO SMOKE DURING LAST QUIT ATTEMPT
NOSMKMO	NUM	V.	2009-2018	MONTHS NO SMOKE DURING LAST QUIT ATTEMPT
NOSMKWK	NUM	V.	2009-2018	WEEKS NO SMOKE DURING LAST QUIT ATTEMPT
NOTSIGCO	NUM	RESSIGCO.	2008	REASON WHY NOT HAD SIGMOIDOSCOPY OR COLONOSCOPY IN PAST 10 YEARS
NOVISCHK	NUM	WHYNOCK.	2011-2012	PAST 12 MONTHS: MAIN REASON NOT VISITED EYE CARE PROVIDER
NPHH	NUM		2014	NUMBER OF PERSONS IN HOUSEHOLD
NRECSEL	NUM		2005, 2009-2018	NUMBER OF RECORDS SELECTED FROM STRATUM
NRECSTR	NUM		2005, 2009-2018	NUMBER OF RECORDS IN A STRATUM

Part II: SAS Dataset Data Documentation

VARIABLE	TYPE	FORMAT	YEAR	LABEL
NUMADULT	NUM	I.	1984-2012, 2014-2018	NUMBER OF ADULTS IN HOUSEHOLD
NUMGUNS	NUM	VII.	1994-1997	NUMBER OF HANDGUNS IN HOUSE
NUMHOLD	NUM	YESNO.	1993-2000	MORE THAN ONE PHONE NUMBER IN HOUSEHOLD
NUMHOLD2	NUM	YESNO.	2001-2018	MORE THAN ONE PHONE NUMBER IN HOUSEHOLD
NUMMEN	NUM	I.	1985-2012, 2014-2018	NUMBER OF ADULT MALES IN HOUSEHOLD (ONLY FOR LANDLINE)
NUMPHON2	NUM	I.	1993-2000	HOW MANY UNIQUE PHONE NUMBERS
NUMPHON3	NUM	I.	2001-2004	HOW MANY UNIQUE PHONE NUMBERS
NUMPHON4	NUM	I.	2005-2018	HOW MANY UNIQUE PHONE NUMBERS
NUMPHONS	NUM	I.	1984-1992	NUMBER OF UNIQUE PHONE NUMBERS IN HH
NUMWOMEN	NUM	I.	1985-2012, 2014-2018	NUMBER OF ADULT FEMALES IN HOUSEHOLD (ONLY FOR LANDLINE)
NWINEOCC	NUM	I.	1984-1988, 1995-2000	NUMBER OF GLASSES OF WINE PER OCCASION
O_STATE	NUM	_STATE.	2014-2018	ORIGINAL STATE THAT COLLECTED THE CELL PHONE DATA, FIPS CODE
OABATH	NUM	OA.	1999	HOW MUCH DIFFICULTLY BATHING
OABLAD	NUM	OA.	1999	HOW MUCH DIFFICULTLY CONTROLLING BLADDER
OADDRESS	NUM	OA.	1999	HOW MUCH DIFFICULTLY DRESSING
OAEAT	NUM	OA.	1999	HOW MUCH DIFFICULTLY EATING
OAHEAR	NUM	YESNO.	1999	HEAR MOST THINGS PEOPLE SAY
OAHAIRD	NUM	OAHAIRD.	1999	WEAR HEARING AID
OAMOVE	NUM	OA.	1999	HOW MUCH DIFFICULTLY MOVING
OAREAD	NUM	YESNO.	1999	SEE ENOUGH TO READ NEWSPAPER
OATOILET	NUM	OA.	1999	HOW MUCH DIFFICULTLY USING TOILET
OATRAVEL	NUM	OA.	1999	HOW MUCH DIFFICULTLY TRAVELING
OAVISION	NUM	OAVISION.	1999	VISION IN ONE EYE OR TWO
OAWALK	NUM	OA.	1999	HOW MUCH DIFFICULTLY WALKING
OAWRITE	NUM	OA.	1999	HOW MUCH DIFFICULTLY WRITING
OBPROMO	NUM	YESNO.	2009, 2012	OBTAIN TOBACCO PROMO ITEM IN PAST 12 MOS
OCC_CODE_2002	NUM	OCCUP.	2013	2002 CENSUS OCCUPATION CODES
OEMPLAN	NUM	YESNO.	1996-2013	ANOTHER'S EMPLOYER PROVIDES COVERAGE
OFTCIGAR	NUM	OFTCIGAR.	1998-2004, 2009-2012	HOW OFTEN SMOKED CIGARS IN PAST MONTH
OFTCIGRB	NUM	I.	2005-2015	HOW OFTEN SMOKED CIGARS IN PAST MONTH
OLDCHILD	NUM	I.	1995-2011	AGE OF OLDEST CHILD UNDER 15
ONDIET	NUM	YESNO.	1984	CURRENTLY ON A DIET
ONEDOC	NUM	YESNO.	1989-1990	GO TO ONE DOCTOR
ONEMONT1	NUM	VII.	2012-2018	HOW MANY MONTHS OLD IS THE YOUNGEST CHILD UNDER AGE 2
ONEMONT2	NUM	VII.	2012-2018	HOW MANY MONTHS OLD IS THE 2ND YOUNGEST CHILD UNDER AGE 2
ONEMONT3	NUM	VII.	2012-2018	HOW MANY MONTHS OLD IS THE 3RD YOUNGEST CHILD UNDER AGE 2
ONEMONT4	NUM	VII.	2012-2018	HOW MANY MONTHS OLD IS THE 4TH YOUNGEST CHILD UNDER AGE 2
ONEMONT5	NUM	VII.	2012-2018	HOW MANY MONTHS OLD IS THE 5TH YOUNGEST CHILD UNDER AGE 2

Part II: SAS Dataset Data Documentation

VARIABLE	TYPE	FORMAT	YEAR	LABEL
ONEMONT6	NUM	VII.	2012-2018	HOW MANY MONTHS OLD IS THE 6TH YOUNGEST CHILD UNDER AGE 2
ONEMONT7	NUM	VII.	2012-2018	HOW MANY MONTHS OLD IS THE 7TH YOUNGEST CHILD UNDER AGE 2
ONEMONT8	NUM	VII.	2012-2018	HOW MANY MONTHS OLD IS THE 8TH YOUNGEST CHILD UNDER AGE 2
ONEMONT9	NUM	VII.	2012-2018	HOW MANY MONTHS OLD IS THE 9TH YOUNGEST CHILD UNDER AGE 2
ORACE	NUM	ORACE.	1984-2000	REPORTED RACE
ORACE2	NUM	ORACEB.	1995-2000	REPORTED RACE (EXPANDED)
ORACE2A	NUM	ORACEC.	1998-2013	REPORTED ASIAN SUBGROUP
ORACE2AB ¹⁷	NUM	ORACEC.	2013-2014	REPORTED ASIAN SUBGROUP
ORACE2AB_1 ¹⁷	NUM	YN.	2015-2018	ASIAN SUBGROUP – CHINESE
ORACE2AB_2 ¹⁷	NUM	YN.	2015-2018	ASIAN SUBGROUP – JAPANESE
ORACE2AB_3 ¹⁷	NUM	YN.	2015-2018	ASIAN SUBGROUP – KOREAN
ORACE2AB_4 ¹⁷	NUM	YN.	2015-2018	ASIAN SUBGROUP – FILIPINO
ORACE2AB_5 ¹⁷	NUM	YN.	2015-2018	ASIAN SUBGROUP – VIETNAMESE
ORACE2AB_6 ¹⁷	NUM	YN.	2015-2018	ASIAN SUBGROUP – CAMBODIAN
ORACE2AB_7 ¹⁷	NUM	YN.	2015-2018	ASIAN SUBGROUP – LAOTIAN
ORACE2AB_8 ¹⁷	NUM	YN.	2015-2018	ASIAN SUBGROUP – EAST INDIAN
ORACE2AB_9 ¹⁷	NUM	YN.	2015-2018	ASIAN SUBGROUP – INDONESIAN
ORACE2AB_10 ¹⁷	NUM	YN.	2015-2018	ASIAN SUBGROUP – NATIVE HAWAIIAN
ORACE2AB_11 ¹⁷	NUM	YN.	2015-2018	ASIAN SUBGROUP – SAMOAN
ORACE2AB_12 ¹⁷	NUM	YN.	2015-2018	ASIAN SUBGROUP – PAKISTANI
ORACE2AB_13 ¹⁷	NUM	YN.	2015-2018	ASIAN SUBGROUP – SAIPANESE
ORACE2AB_14 ¹⁷	NUM	YN.	2015-2018	ASIAN SUBGROUP – FIJIAN
ORACE2AB_15 ¹⁷	NUM	YN.	2015-2018	ASIAN SUBGROUP – GUAMANIAN OR CHAMORRO
ORACE2AB_16 ¹⁷	NUM	YN.	2015-2018	ASIAN SUBGROUP – OTHER
ORACE2AB_18 ¹⁷	NUM	YN.	2015-2018	ASIAN SUBGROUP – DON'T KNOW
ORACE2AB_19 ¹⁷	NUM	YN.	2015-2018	ASIAN SUBGROUP – REFUSED
ORACE2x	NUM	ORACEX.	1998-2013	REPORTED RACE HISP(EXPANDED)
ORACE3	NUM	ORACEB.	2001-2013	REPORTED RACE (EXPANDED)
ORACE3_A	NUM	YESNO.	2001-2014	WHITE
ORACE3_B	NUM	YESNO.	2001-2014	BLACK
ORACE3_C	NUM	YESNO.	2001-2014	ASIAN
ORACE3_D	NUM	YESNO.	2001-2014	NATIVE HAWAII/PAC ISLANDER
ORACE3_E	NUM	YESNO.	2001-2014	AMERICAN INDIAN/ALASKA NATIVE
ORACE3_F	NUM	YESNO.	2001-2014	OTHER RACE
ORACE3_G	NUM	YESNO.	2001-2014	REFUSED OR DON'T KNOW RACE
ORACE3A	NUM	MRACE.	2014-2018	RACE THAT BEST REPRESENTS RESPONDENT
ORACE3A_1	NUM	YN.	2015-2018	WHITE
ORACE3A_2	NUM	YN.	2015-2018	BLACK OR AFRICAN AMERICAN
ORACE3A_3	NUM	YN.	2015-2018	AMERICAN INDIAN/ ALASKA NATIVE

¹⁷ Beginning in 2014, core BRFSS interviews conducted by other states with California residents who have cell phone numbers with area codes originating from other states are now included in the dataset. The CA version of race has more answer categories for the Asian subgroups than the CDC version. Respondents with data collected by other states answered the CDC version of race (MRACE1) not the state versions (ORACE2AB, ORACE2AB_1 thru ORACE2AB_19). Therefore, they are missing values in the state Asian subgroups questions, but have values in MRACE1.

Part II: SAS Dataset Data Documentation

VARIABLE	TYPE	FORMAT	YEAR	LABEL
ORACE3A_4	NUM	YN.	2015-2018	ASIAN
ORACE3A_5	NUM	YN.	2015-2018	PACIFIC ISLANDER
ORACE3A_6	NUM	YN.	2015-2018	OTHER RACE
ORACE3A_8	NUM	YN.	2015-2018	DON'T KNOW/ NOT SURE
ORACE3A_9	NUM	YN.	2015-2018	REFUSED
ORACE4	NUM	ORACEB.	2001-2013	REPORTED MAIN RACE
ORACE4A	NUM	ORACED.	2014-2018	REPORTED MAIN RACE
ORALALC	NUM	YESNO.	1997-1998	DOES ALC. DRINKING INC. CHANCE OF CANCER
ORALBIT	NUM	YESNO.	1997-1998	DOES BITING INC. CHANCES OF CANCER
ORALCAN	NUM	YESNO.	1997-1998	HEARD OF TEST FOR ORAL OR MOUTH CANCER
ORALCANC	NUM	YESNO.	2018	IN THE PAST YEAR, HAVE YOU HAD A DOCTOR, DENTIST, OR DENTAL HYGIENIST CHECK FOR ORAL CANCER BY PULLING ON YOUR TONGUE, SOMETIMES WITH GAUZE WRAPPED AROUND IT, AND FEELING UNDER THE TONGUE AND INSIDE THE CHEEKS?
ORALHOT	NUM	YESNO.	1997-1998	DOES SPICY FOODS INC. CHANCES OF CANCER
ORALREAS	NUM	YESNO.	1997-1998	EVER HAD TEST FOR ORAL OR MOUTH CANCER
ORALSIGN	NUM	ORALSIGN.	1997-1998	ONE EARLY SIGN OF ORAL OR MOUTH CANCER
ORALSUN	NUM	YESNO.	1997-1998	DOES EX SUNLIGHT INC. CHANCE OF CANCER
ORALSUP	NUM	YESNO.	2001	USED ORAL SUPS IN PAST 12 MONTHS
ORALTOB	NUM	YESNO.	1997-1998	DOES TOBACCO USE INC. CHANCE OF CANCER
ORLWHYNO	NUM	ORALREAS.	1997-1998	REASON WHY NEVER HAD TEST
OSTEOHAD	NUM	YESNO.	2005	DR TOLD HAD OSTEOPOROSIS
OSTEOHRD	NUM	YESNO.	2000	EVER HEARD OF OSTEOPOROSIS
OSTEOIS	NUM	OSTEOIS.	2004	WHAT IS OSTEOPOROSIS
OSTEOPRV	NUM	YESNO.	2005	DR TOLD YOU HOW TO PREVENT OSTEOPOROSIS
OSTEOTL3	NUM	YESNO.	2004	TOLD YOU HAVE OSTEOPOROSIS
OSTEOTLD	NUM	YESNO.	2000	EVER TOLD YOU HAVE OSTEOPOROSIS
OSTEOTLK	NUM	YESNO.	2000	DR TALKED ABOUT OSTEOPOROSIS PREVENTION
OSTRISK	NUM	II.	2004	PCNT MEN WILL DEVELOP OSTEOPOROSIS
OTHANC	NUM	YESNO.	2011-2018	EVER TOLD HAD ANY CANCER NOT INCLUDING SKIN CANCER
OTHMETHD	NUM	YESNO.	1984	OTHER METHOD TO REDUCE BP
OTHPLAN	NUM	YESNO.	1996-2013	OTHER HEALTH CARE COVERAGE
OTHRF09	NUM	XIX.	2009	NOT COUNTING FOODS ALREADY MENTIONED, HOW OFTEN EAT OTHER VEGETABLES
OTHRPARB	NUM	YESNO.	2003-2004, 2006	NEW SEX PARTNER PAST 12 MONTHS
OTHRPLAN	NUM	YESNO.	1989-1990	COVERED BY OTHER HEALTH PLAN
OTHRVDY	NUM	X.	2014-2015	HOW OFTEN EAT OTHER VEG/ DAY
OTHRVE11	NUM	XIX.	2011-2015	HOW OFTEN EAT OTHER VEGETABLES
OTHRVE17	NUM	XIX.	2017	HOW OFTEN EAT OTHER VEGETABLES
OTHRVMO	NUM	X.	2014-2015	HOW OFTEN EAT OTHER VEG/ MONTH
OTHRVWK	NUM	X.	2014-2015	HOW OFTEN EAT OTHER VEG/ WEEK
OTHTATO17	NUM	XIX.	2017.	HOW OFTEN EAT NON-FRIED POTATOS
OTHWHR	NUM	YESNO.	2000-2001	STD TREATMENT PLACE SAME AS FOR ILLNESS

Part II: SAS Dataset Data Documentation

VARIABLE	TYPE	FORMAT	YEAR	LABEL
OTRSEE	NUM	YESNO.	2009-2012	EVER SEE A NURSE PAST 12 MONTHS
OTRSTP12	NUM	YESNO.	2009-2012	ADVISED IN PAST 12 MOS BY NURSE TO QUIT
OUTENTR	NUM	INALLOW.	2009-2012, 2014-2015	SMOKING ALLOWED CLOSE TO ENTRANCES
OUTOFFD	NUM	TRUEFALB.	2003-2013	THE FOOD BOUGHT JUST DID NOT LAST
OUTSPEC	NUM	INALLOW.	2009-2012, 2014-2015	SMOKING ALLOWED AT OUTSIDE SPECIAL AREA
OUTWORK	NUM	YESNO.	2009-2018	WORKS OUTSIDE HOME
OWNHOME	NUM	RENT.	2011-2018	DO YOU OWN OR RENT YOUR HOME
OWNPLAN	NUM	YESNO.	1996-2013	BUYS OWN HEALTH COVERAGE
PAP	NUM	YESNO.	1988-1991	EVER HEARD OF A PAP SMEAR
PAPTOLD	NUM	YESNO.	1989	ADVISED TO HAVE PAP SMEAR
PARTIAL	NUM	YESNO.	2002-2018	PARTIAL COMPLETION
PARTNER	NUM	YESNO.	2001	NEW SEX PARTNER IN PAST 12 MONTHS
PASTPLAN	NUM	HOWLNGB.	1993-2000	HOW LONG SINCE LAST HEALTH CARE PLAN
PAYHOSP	NUM	PAY.	1991-1992	PART OF HOSPITAL EXPENSES PLAN PAYS
PAYNOGO	NUM	YESNO.	1991-2000	DIDN'T SEE MD DUE TO COST IN LAST 12 MO
PAYNOGOB	NUM	YESNO.	2003-2004	NEED MED CARE/PAST 12 MTHS/COST PROHIBITED
PAYNOGOC	NUM	YESNO.	2005-2013	NEEDED MED CARE/PAST 12 MTHS/COST PROHIBITED
PAYPART	NUM	PAYPT.	1996	WHO MAKES THE PAYMENTS FOR JUST YOUR PORTION OF THE COVERAGE PROVIDED BY
PAYPART1	NUM	PAYPTA.	1997-2000	PROPORTION OF INSURANCE EMPLOYER PAYS
PAYSELF	NUM	YESNO.	1989-1990, 1992	PAY FOR ROUTINE HEALTH CARE
PAYSICK	NUM	PAY.	1991-1992	PART PLAN PAYS FOR MD VISITS IF SICK
PAYWELL	NUM	PAY.	1991-1992	PART PLAN PAYS FOR CHECKUPS IF WELL
PERCENT	NUM	II.	1988, 2009-2016	PERCEIVED PERCENTAGE OF CALIFORNIANS WHO SMOKE
PERIDONT	NUM	YESNO.	1997	BEEN TOLD YOU HAVE PERIODONTAL DISEASE
PERSDOC	NUM	PERSDOC.	2001-2018	ONE PERSON YOU THINK OF AS PERS. DR
PERSHELP	NUM	YESNO.	1996, 2000, 2002-2003	NEED HELP FOR PERSONAL CARE
PERTUS2	NUM	YESNO.	2012	DID DOCTOR SAY TETANUS SHOT INCLUDED PERTUSSIS OR WHOOPING COUGH VACCINE
PERTUS3	NUM	YESNO.	2013	TETANUS SHOT WAS TDAP (INCLUDED PERTUSSIS OR WHOOPING COUGH VACCINE)
PERTUSIS	NUM	YESNO.	2008	EVER HEARD OF TETANUS VACCINE INCLUDING PERTUSSIS VACCINE
PERTYEA2	NUM	TSTDATE.	2012	WHAT YEAR RECEIVE PERTUSSIS/TETANUS BOOSTER'
PERTYEAR	NUM	XXVI.	2011	WHAT YEAR RECEIVE PERTUSSIS BOOSTER
PFPPRVN1	NUM	BCNTRL.	2016	DID YOU OR PARTNER DO ANYTHING THE LAST TIME YOU HAD VAGINAL SEX TO KEEP FROM GETTING PREGNANT
PFPPRVN2	NUM	PFPPRVN.	2017	DID YOU DO ANYTHING TO KEEP FROM GETTING PREGNANT
PGDCSCR	NUM	YESNO.	2015	NOW THAT YOU ARE PREGNANT, HAS HEALTH CARE PROVIDER DISCUSSED GETTING BLOOD TESTED FOR LEAD
PGPBSCR	NUM	YESNO.	2015	IN LAST 12 MONTHS, HAVE YOU BEEN BLOOD TESTED FOR LEAD EXPOSURE
PHONE93	NUM	XVII.	1993-2011, 2014-2016	# OF UNIQUE PHONE NUMBERS IN HOUSEHOLD

Part II: SAS Dataset Data Documentation

VARIABLE	TYPE	FORMAT	YEAR	LABEL
PHQ1	NUM	I.	2006, 2008, 2010	DAYS LITTLE INTEREST/PLEASURE IN PAST 2 WKS
PHQ2	NUM	I.	2006, 2008, 2010	DAYS DOWN/DEPRESSED/HOPELESS IN PAST2 WKS
PHQ3	NUM	I.	2006, 2008, 2010	DAYS SLEEPING PROBLEMS IN PAST 2 WKS
PHQ4	NUM	I.	2006, 2008, 2010	DAYS TIRED OR NO ENERGY IN PAST 2 WKS
PHQ5	NUM	I.	2006, 2008, 2010	DAYS POOR APPETITE/ATE TOO MUCH/PAST 2 WKS
PHQ6	NUM	I.	2006, 2008, 2010	DAYS FELT BAD ABOUT SELF IN PAST 2 WKS
PHQ7	NUM	I.	2006, 2008, 2010	DAYS HAD TROUBLE CONCENTRATING IN PAST 2 WKS
PHQ8	NUM	I.	2006, 2008, 2010	DAYS MOVED SLOW OR FIDGETY IN PAST 2 WKS
PHYACT	NUM	YESNO.	1985-1988, 1991-1992	INCREASED ACTIVITY TO LOSE WEIGHT
PHYACT89	NUM	YESNO.	1989	MORE ACTIVITY TO LOSE/MAINTAIN WEIGHT
PHYACT94	NUM	YESNO.	1994, 1996, 1998, 2000, 2003	MORE ACTIVITY TO CONTROL WEIGHT
PHYSHLTH	NUM	I.	1993-2018	DAYS OF POOR PHYSICAL HEALTH IN PAST MONTH
PHYSLMT	NUM	YESNO.	2006-2008	CONDITION THAT LIMITS BASIC PHYSICAL ACTIVITIES
PHYSPOOR	NUM	I.	1995-1996	DAYS PHYSICAL HEALTH RESTRICTED ACTIVITY
PIPE30	NUM	TYPEI.	2016-2018	IN PAST 30 DAYS, HOW MANY DID YOU SMOKE A TOBACCO PIPE
PIPEEVER	NUM	YESNO.	2017-2018	EVER USED A TOBACCO PIPE
PIPENOW	NUM	EVDAY.	2009-2015	SMOKE PIPE EVERY DAY OR NOT AT ALL
PIPEVER	NUM	YESNO.	2009-2015	EVER SMOKED A TOBACCO PIPE
PLANLIST	NUM	YESNO.	1997-1998	PLAN REQUIRES DR SELECTED FROM LIST
PLANPR_A	NUM	YESNO.	2000	PROBLEM W/ HEALTH CARE-COVERAGE
PLANPR_B	NUM	YESNO.	2000	PROBLEM W/ HEALTH CARE-DELAYS
PLANPR_C	NUM	YESNO.	2000	PROBLEM W/ HEALTH CARE-CARE SELECTION
PLANPR_D	NUM	YESNO.	2000	PROBLEM W/ HEALTH CARE-DENIED CARE
PLANPR_E	NUM	YESNO.	2000	PROBLEM W/ HEALTH CARE-REFERRALS
PLANPR_F	NUM	YESNO.	2000	PROBLEM W/ HEALTH CARE-NOT APPROPRIATE
PLCYCHG	NUM	YESNO.	2009-2015	CHANGE IN SMOKE POLICY IN LAST 12 MOS
PLCYSMK	NUM	YESNO.	2009-2015	CHANGED SMOKING DUE TO SMOKING POLICY
PLEASNT	NUM	PLEASANT.	2013	PLEASANT TO WALK, RUN, OR BIKE IN NEIGHBORHOOD
PNEUMDAY	NUM	I.	1997	DAYS SICK WITH PNEUMONIA IN PAST YEAR
PNEUMHAD	NUM	YESNO.	1997	TOLD HAD PNEUMONIA BY DR IN PAST YEAR
PNEUMVAC	NUM	YESNO.	1993, 1995-1997, 1999-2000	PNEUMONIA VACCINATION
PNEUMVC2	NUM	YESNO.	2001-2006	PNEUMONIA VACCINATION
PNEUMVC3	NUM	YESNO.	2007-2017	A PNEUMONIA SHOT OR PNEUMOCOCCAL VACCINE IS USUALLY GIVEN ONLY ONCE OR TWICE IN A PERSON'S LIFETIME AND IS DIFFERENT FROM THE FLU SHOT. HAVE YOU EVER HAD A PNEUMONIA SHOT?
PNEUMVC4	NUM	YESNO.	2018	HAVE YOU EVER HAD A PNEUMONIA SHOT ALSO KNOWN AS A PNEUMOCOCCAL VACCINE?
POLICE	NUM	YESNO.	2014	EVER BEEN DISCRIMINATED BY THE POLICE

Part II: SAS Dataset Data Documentation

VARIABLE	TYPE	FORMAT	YEAR	LABEL
POLICY	NUM	YESNO.	2009-2015	SMOKING RESTRICTIONS AT WORK
POOLLAW	NUM	AGREE.	1991	LAW TO CHILDPROOF HOME SWIMMING POOLS
POORHLT2	NUM	VII.	1994	DAYS OF RESTRICTED ACTIVITY IN LAST MO.
POORHLT3	NUM	VII.	1995-1996	DAYS OF RESTRICTED ACTIVITY IN LAST MO.
POORHLTH	NUM	VIII.	1993, 1997-2018	DAYS OF RESTRICTED ACTIVITY IN PAST MONTH
POTATO09	NUM	XIX.	2009	NOT COUNTING FRENCH FRIES, HOME FRIES, HASH BROWNS, HOW OFTEN EAT OTHER POTATOES
POTATO17	NUM	XIX.	2017	HOW OFTEN DO YOU EAT FRENCH FRIES OR FRIED POTATOS
POTATO2	NUM	XIX.	2001	HOW OFTEN EAT POTATOES
POTATOES	NUM	XIX.	1990-1991, 1994, 1996, 1998, 2000, 2002-2010	HOW OFTEN EAT POTATOES
POWERLB	NUM	POWERLB.	2002	OPINION OF MAGNETIC FIELDS
PREDIAB	NUM	YESNO.	2005-2010	TOLD HAS PRE DIABETES
PREDIAB2	NUM	PREDIAB.	2014	EVER TOLD HAVE PRE-DIABETES OR BORDERLINE DIABETES
PREDMBGT	NUM	YESNO.	2008-2010, 2014, 2017	HAD TEST FOR HIGH BLOOD SUGAR OR DM IN PAST 3 YEARS
PREG4549	NUM	YESNO.	2016	(QUARTER 4 ONLY) HAVE YOU EVER BEEN PREGNANT ASKING WOMEN AGED 45-49
PREGEVER	NUM	YESNO.	1994	HAVE YOU EVER BEEN PREGNANT
PREGNANT	NUM	YESNO.	1985-2018	PREGNANCY STATUS FOR WOMEN OF REPRODUCTIVE AGE
PREMXNUM	NUM	I.	2008	BINGE DRINKING: # PRE-MIXED, FLAVORED DRINKS
PREVALC	NUM	YN.	1996-2000	ADVISED BY DOCTOR/HP ABOUT ALCOHOL
PREVDIET	NUM	YN.	1996-2000	ADVISED BY DOCTOR/HP ABOUT DIET
PREVENT	NUM	PREVENT.	1988	DOES ARTHRITIS PREVENT ACTIVITY
PREVEXER	NUM	YN.	1996-2000	ADVISED BY DOCTOR/HP ABOUT EXERCISE
PREVGUNS	NUM	YN.	1996-2000	ADVISED BY DOCTOR/HP ABOUT GUN SAFETY
PREVP_A	NUM	YESNO.	1997-2000	HEALTH IMPROVEMENT PGM. -EMPLOYER
PREVP_B	NUM	YESNO.	1997-2000	HEALTH IMPROVEMENT PGM. -HLTH PLAN
PREVP_C	NUM	YESNO.	1997-2000	HEALTH IMPROVEMENT PGM. -COMMUNITY
PREVPRG	NUM	PREVPRG.	1996	PARTICIPATED IN HEALTH IMPROVEMENT PRG
PREVSMK	NUM	YN.	1996-2000	ADVISED BY DOCTOR/HP ABOUT SMOKING
PREVSTD	NUM	YN.	1996-2000	ADVISED BY DOCTOR/HP ABOUT STD OR HIV
PREWGHT	NUM	I.	1998	WEIGHT BEFORE DIET PILLS FOR FIRST TIME
PRICE	NUM	VII.	2009-2018	PRICE PAY FOR A PACK OF CIGARETTES (IN CENTS)
PRIMCARE	NUM	PRIMCARE.	1993, 1995, 1997	SEES ONE PROVIDER FOR HEALTH CARE
PRIMDOCS	NUM	YESNO.	1996-2000	PLAN REQUIRES SELECTION OF PRIMARY MD
PRIMPRAC	NUM	YESNO.	1999	ONE PRIMARY CARE PRACTITIONER
PRIMSEE	NUM	YESNO.	1999	SAW PRIMARY PRACTITIONER IN PAST 12 MONTHS
PRIVPLAN	NUM	YESNO.	1994	HAS PRIVATE HEALTH INSURANCE
PROBLONG	NUM	XXIII.	1996, 2000, 2002-2003	HOW LONG ACTIVITY LIMITED BY HEALTH
PROBPRE4	NUM	YESNO.	2013	TRIED MORE THAN 12 MONTHS BUT UNABLE TO GET PREGNANT
PROCTO	NUM	YESNO.	1988-1993	HEARD OF A PROCTOSCOPIC EXAMINATION
PROCTOLD	NUM	YESNO.	1989	ADVISED TO HAVE PROCTOSCOPIC EXAM

Part II: SAS Dataset Data Documentation

VARIABLE	TYPE	FORMAT	YEAR	LABEL
PROMOHOW	NUM	PROMOHOW	2009, 2012	HOW MOST RECENT PROMO ITEM OBTAINED
PROMUSE2	NUM	YESNO.	2009, 2012	THINK WOULD EVER USE TOBACCO PROMO ITEMS
PROSDR	NUM	YESNO.	2001	EVER TOLD BY DR YOU HAD PROSTATE CA
PROSDR2	NUM	YESNO.	2002, 2004, 2006, 2008, 2010	EVER TOLD BY DR YOU HAD PROSTATE CA
PROSFAM	NUM	YESNO.	2001	MALE RELATIVE HAD PROSTATE CA
PSADRADV	NUM	YESNO.	2012, 2014, 2016, 2018	HAS HLTH PROFESSIONAL EVER TALKED ABOUT ADVANTAGES OF PSA
PSADRDIS	NUM	YESNO.	2012, 2014, 2016, 2018	HAS HLTH PROFESSIONAL EVER TALKED ABOUT DISADVANTAGES OF PSA
PSADRREC	NUM	YESNO.	2012, 2014, 2016, 2018	HAS HLTH PROFESSIONAL EVER RECOMMENDED YOU HAVE PSA
PSAHAD	NUM	YESNO.	1993, 1995, 1997, 1999	HAD PSA TEST
PSAHAD2	NUM	YESNO.	2001-2002, 2004, 2006, 2008, 2010, 2012, 2014, 2016, 2018	HAD PSA TEST
PSAHEAR	NUM	YESNO.	1993, 1995, 1997, 1999	HEARD OF PSA TEST
PSAMAIN	NUM	PSAREAS.	2012	MAIN REASON YOU HAD PSA
PSAMAIN1	NUM	PSAREAS1A.	2014, 2016, 2018	MAIN REASON YOU HAD PSA
PSAWHEN	NUM	HOWLONG.	1993, 1995, 1997, 1999	WHEN WAS LAST PSA TEST
PSAWHEN2	NUM	HOWLNGC.	2001-2002, 2004, 2006, 2008, 2010, 2012, 2014, 2016, 2018	WHEN WAS LAST PSA TEST
PSAWHY	NUM	WHYDONE.	1993, 1995, 1997, 1999	WHY HAD LAST PSA
PSUCOUNT	NUM		1984-1993	RECORDS WITHIN_PSU
PSYCHELP	NUM	YESNO.	2014	WHEN FEELING DEPRESSED, SEE DOC
PTSD1	NUM	YESNO.	2006-2008	EVER HAD A HORRIBLE EXPERIENCE
PTSD2	NUM	YESNO.	2006-2008	LAST 30 DAYS: HAVE NIGHTMARES@EXPERIENCE
PTSD3	NUM	YESNO.	2006-2008	LAST 30 DAYS: TRY TO NOT THINK@EXPERIENCE
PTSD4	NUM	YESNO.	2006-2008	LAST 30 DAYS: CONSTANTLY ON GUARD
PTSD5	NUM	YESNO.	2006-2008	LAST 30 DAYS: FELT DETACHED FROM OTHERS
PUBHOUS	NUM	PUBHOUS.	2012	BEST DESCRIPTION OF CURRENT HOUSING SITUATION
PUFFDY	NUM	I.	1992, 1997-2003	DAYS SINCE HAD LAST SMOKE OR PUFF
PUFFDY1	NUM	V.	1993-1996, 2009-2015	DAYS SINCE HAD LAST SMOKE OR PUFF
PUFFMO	NUM	I.	1992, 1997-2003	MONTHS SINCE HAD LAST SMOKE OR PUFF
PUFFMO1	NUM	V.	1993-1996, 2009-2015	MONTHS SINCE HAD LAST SMOKE OR PUFF
PUFFWK	NUM	I.	1997-2003	WEEKS SINCE HAD LAST SMOKE OR PUFF
PUFFWK1	NUM	V.	1993-1996, 2009-2015	WEEKS SINCE HAD LAST SMOKE OR PUFF
PUFFYR	NUM	I.	1992, 1997-2003	YEARS SINCE HAD LAST SMOKE OR PUFF
PUFFYR1	NUM	V.	1993-1996, 2009-2015	YEARS SINCE HAD LAST SMOKE OR PUFF

Part II: SAS Dataset Data Documentation

VARIABLE	TYPE	FORMAT	YEAR	LABEL
QUAKFOOD	NUM	YESNO.	1991	HAVE 3 DAYS FOOD/WATER FOR EARTHQUAKE
QUAKSEC	NUM	YESNO.	1991	SECURED BOOKCASES IN CASE OF EARTHQUAKE
QUAKSUP	NUM	YESNO.	1991	HAVE EMERGENCY SUPPLIES FOR EARTHQUAKE
QUARTER	NUM		2008-2012	QUARTER OF DATA COLLECTION'
QUIT1DAY	NUM	YESNO.	1991	QUIT 1 DAY OR MORE IN LAST 12 MONTHS
QUIT1DY2	NUM	YESNO.	1992-2000	QUIT 1 DAY OR MORE IN LAST 12 MONTHS
QUIT1DY3	NUM	YESNO.	2001-2018	QUIT 1 DAY OR MORE IN LAST 12 MONTHS
QUIT30	NUM	YESNO.	1992-2015	PLAN TO QUIT SMOKING IN NEXT 30 DAYS
QUIT6	NUM	YESNO.	1992-2015	PLAN TO QUIT SMOKING IN NEXT 6 MONTHS
QUITADV2	NUM	YESNO.	2009-2015	USED COUNSELING IN THIS QUIT ATT
QUITHELP_1	NUM	YESNO.	2016-2018	IN LAST QUIT ATTEMPT DID YOU: USE MEDICATION
QUITHELP_2	NUM	YESNO.	2016-2018	IN LAST QUIT ATTEMPT DID YOU: USE NICOTINE PATCHES
QUITHELP_3	NUM	YESNO.	2016-2018	IN LAST QUIT ATTEMPT DID YOU: USE COUSELING ADVICE
QUITHELP_4	NUM	YESNO.	2016-2018	IN LAST QUIT ATTEMPT DID YOU: USE ANY SELF-HELP MATERIALS
QUITHELP_5	NUM	YESNO.	2016-2018	IN LAST QUIT ATTEMPT DID YOU: NONE OF THESE
QUITHELP_7	NUM	YESNO.	2016-2018	IN LAST QUIT ATTEMPT DID YOU: DON'T KNOW/ NOT SURE
QUITHELP_8	NUM	YESNO.	2016-2018	IN LAST QUIT ATTEMPT DID YOU: REFUSED
QUITINT	NUM	YESNO.	1996-2002, 2009-2010, 2012	DAYS NON-SMOKING BECAUSE TRYING TO QUIT
QUITINT	NUM	YESNO.	1996-2002, 2009-2010, 2012	TRYING TO QUIT SMOKING WHEN NOT SMOKE
QUITLIFE	NUM	YESNO.	2009-2015	EVER MADE A SERIOUS ATTEMPT TO QUIT
QUITLONG	NUM	QUITLONG.	1990	HOW LONG QUIT LAST ATTEMPT
QUITMAT	NUM	YESNO.	2009-2015	USED SELF-HELP MATERIALS IN QUIT ATT
QUITMED2	NUM	YESNO.	2009-2015	USED MEDICATION IN THIS QUIT ATTEMPT
QUITTIME	NUM	QUIT.	2016-2018	DO YOU PLAN TO QUIT SMOKING CIGARETTES FOR GOOD
QUITTRY	NUM	YESNO.	1990	EVER ATTEMPTED TO QUIT SMOKING
QUITWHEN	NUM	QUITWHEN.	1990	WHEN STARTED LAST QUIT ATTEMPT
RACEFEEL	NUM	YESNO.	2002	EMOTIONAL UPSET ABOUT RACE TRTMNT/30 DYS
RACEHLTH	NUM	RACEHLTH.	2002	HEALTH CARE EXPERIENCES/12 MNTHS
RACEOTHR	NUM	RACEOTHR.	2002	HOW OTHER PEOPLE USUALLY CLASSIFY YOU
RACEPHYS	NUM	YESNO.	2002	PHYSICAL SYMPT FROM RACE TRTMNT/30 DYS
RACETHNK	NUM	RACETHNK.	2002	HOW OFTEN THINK ABOUT RACE
RACEWORK	NUM	RACEWORK.	2002	HOW TREATED AT WORK/12 MNTHS
RAWEGGS	NUM	XIX.	2000	HOW OFTEN EAT RAW EGGS
RAWMILK	NUM	YESNO.	1994	DRANK RAW MILK IN PAST YEAR
RCHISLA1	NUM	HISP.	2014-2018	HISPANIC VAR COLLAPSED FOR CHILD
RCSBRAC1	NUM	MRACE.	2014-2018	RACE THAT BEST REPRESENTS CHILD
RCSRACE1	NUM	MRACE.	2014-2018	ONE OR MORE RACE CATEGORIES
REASHEP	NUM	REASHEP.	2000	REASON FOR LAST HEPATITIS C TEST
REASTEST	NUM	REASTEST.	1993-1994	WHY LAST AIDS TEST DONE
REASTST2	NUM	REASTEST.	1995-1997	WHY LAST AIDS TEST DONE
REASTST3	NUM	REASTEST.	1998-2000	WHY LAST AIDS TEST DONE

Part II: SAS Dataset Data Documentation

VARIABLE	TYPE	FORMAT	YEAR	LABEL
REASTST4	NUM	REASTEST.	2001	WHY LAST AIDS TEST DONE
REASTST5	NUM	REASTSTB.	2002-2004	WHY LAST AIDS TEST DONE
RECALL	NUM	CONCERN.	2009	HOW CONCERNED ARE YOU ABOUT PRODUCTS RECALLED DUE TO LEAD CONTAMINATION
RECSIGCOL	NUM	YESNO.	2008	PAST 12 MONTHS, DOCTOR RECOMMENDED A SIGMOIDOSCOPY OR COLONOSCOPY
REDCHOL	NUM	YESNO.	1988-1990	DR ADVICE REDUCE CHOLESTEROL
REDCHOL1	NUM	YESNO.	1987	DR ADVICE REDUCE CHOLESTEROL (1987)
REDMEAT	NUM	I.	1984	TIMES PER WEEK EAT RED MEAT
REGION	NUM		2009-2013	REGION (PIERCE CODING)
RELAX	NUM	YESNO.	2001	USED MEDITATION IN PAST 12 MONTHS
RELAXFP	NUM	YESNO.	2001	WAS MEDITATION FOR ARTHRITIS
REMEDIE2	NUM	YESNO.	2008-2010	PAST 12 MONTHS: YOU OR H.H. MEMBER TAKE TRADITIONAL/FOLK MEDICINES
REMEDIES	NUM	YESNO.	2008	YOU OR H.H. MEMBER TAKE FOLK MEDICINES PAST 12 MONTHS
REMEM	NUM	YESNO.	2006-2008	DIFFICULTY LEARNING, REMEMBERING, CONCENTRATING
REMEM2	NUM	YESNO.	2009, 2013-2018	DIFFICULTY CONCENTRATING, REMEMBERING, MAKING DECISIONS BECAUSE OF HEALTH CONDITION
REMWHERC	NUM	ORIGIN.	2010	COUNTRY OF ORIGIN OF REMEDIES, MEDICINES, SUPPLEMENTS
REMWHERE	NUM	COUNTRY.	2008	FOLK MEDICINE COUNTRY OF ORIGIN
RENTOWN	NUM	PUBHOUS.	2013	WHICH BEST DESCRIBES YOUR CURRENT HOUSING SITUATION
REPDEPTH	NUM		2009-2010, 2014-2018	REPLICATE DEPTH IS 1-30 CASES OF EACH REPLICATE NUMBER
REPNUM	NUM		2009-2010, 2014-2018	SAMPLE REPLICATE NUMBER
REPTILE	NUM	YESNO.	2000	CURRENTLY HAVE PET REPTILES
RESSTLHM	NUM	RESSIGCO.	2008	REASON WHY NOT HAVE HOME BLOOD STOOL TEST IN PAST 12 MONTHS
RESTRIC2	NUM	YESNO.	1996-2000	HEALTH PROBLEM LIMITS IN ANY WAY
RESTRIC3	NUM	YESNO.	2001-2016	LIMITATIONS DUE TO PHYSICAL, MENTAL EMOTIONAL PROBLEMS
RESTRICT	NUM	YESNO.	1991-1995	HEALTH PROBLEM RESTRICTS DAILY ACTIVITY
RETINHAD	NUM	YESNO.	2000-2012, 2015, 2017	EVER TOLD HAD RETINOPATHY
RETSITUA	NUM	RETSITUA.	2009-2018	IN WHAT SITUATION RETURNED TO SMOKING
RETURDY	NUM	V.	2009-2015	DYS SINCE SMOKE AGAIN AFTER LONGEST QUIT
RETURMO	NUM	V.	2009-2015	MOS SINCE SMOKE AGAIN AFTER LONGEST QUIT
RETURN12	NUM	RETURN.	1992-2002, 2009-2015	LIKELIHOOD OF SMOKING IN NEXT 12 MONTHS
RETURTXT	CHAR		2013-2018	OTHER (SPECIFY) RETSITUA
RETURWK	NUM	V.	2009-2015	WKS SINCE SMOKE AGAIN AFTER LONGEST QUIT
RETURYR	NUM	V.	2009-2015	YRS SINCE SMOKE AGAIN AFTER LONGEST QUIT
RIDEBIKE	NUM	YESNO.	1995, 1997	RODE BICYCLE IN PAST 12 MONTHS
RIDEDRNK	NUM	I.	1993, 1995-2002	TIMES RODE WITH A DRUNK DRIVER LAST MONTH

Part II: SAS Dataset Data Documentation

VARIABLE	TYPE	FORMAT	YEAR	LABEL
RIFLE	NUM	YESNO.	1994-1997	GUN IN HOUSE IS RIFLE
RRCLASS2	NUM	RRCLASS.	2013	HOW PEOPLE CLASSIFY YOU IN THIS COUNTRY
RRCOGNT2	NUM	RACETHNK.	2013	HOW OFTEN YOU THINK ABOUT RACE
RSNMRJNA	NUM	RSNMRJNA.	2017	USE MARIJUANA FOR MEDICAL OR NON-MEDICAL REASONS (GIVES EXAMPLES)
RSNMRJNA1	NUM	RSNMRJNA.	2018	WHAT DID YOU USE MARIJUANA OR CANNIBUS FOR
RUTNHELP	NUM	YESNO.	1996, 2000, 2002-2003	NEEDS HELP FOR ROUTINE CARE
SAFEXPRT	NUM	YESNO.	2015	DOES YOUR NEIGHBORHOOD HAVE SIDEWALKS OR BIKE LANES SAFE FOR WALKING, BICYCLING, OR RUNNING
SAFEGYM	NUM	YESNO.	2015	DOES YOUR NEIGHBORHOOD HAVE ACCESS TO SAFE PUBLIC INDOOR OR OUTDOOR EXERCISE FACILITIES
SAFTSEAT	NUM	SEATBELT.	1986, 1988	USE A CHILD SAFETY SEAT
SALAD	NUM	XIX.	1990-1991, 1994, 1996, 1998, 2000-2010	HOW OFTEN EAT GREEN SALADS
SALSA	NUM	XIX.	2001	HOW OFTEN EAT SALSA
SAM_NO	NUM		1997-2011, 2014-2018	UNIQUE IDENTIFER FOR PEOPLE COLLECTED IN STATE
SATHCARE	NUM	SATISFB.	2013	HOW SATISFIED WITH THE HEALTH CARE YOU RECEIVED
SATISFAC	NUM	SATISF.	1996-2000	HOW SATISFIED WITH PRESENT HEALTH PLAN
SATLIFE	NUM	SATLIFE.	2005-2010	HOW SATISFIED WITH LIFE
SCHCHILD	NUM	YESNO.	1993	CHILD HAS ATTENDED SCHOOL IN PAST YEAR
SCHLAID2	NUM	YESNO.	1994	ALLOW CHILD IN SAME CLASS ROOM
SCHLAIDS	NUM	SCHLAIDS.	1993	ALLOW CHILD IN SAME CLASS ROOM
SCHLMEAL	NUM	YESNO.	2006-2009, 2013	CHILD RECEIVED SCHOOL MEALS BENEFITS IN PAST 12 MNTHS
SCHLMEAL	NUM	MEAL.	2006-2009, 2013	LAST 12 MONTHS CHILDREN RECEIVED FREE OR REDUCED PRICED SCHOOL MEALS(CWHS)
SCHOLBLT	NUM	YESNO.	2008	PLACE BUILT BEFORE 1978
SEALANT	NUM	YESNO.	1993-1994, 2000	HEARD OF DENTAL SEALANTS
SEALPURP	NUM	PURPOSE.	1993	PRIMARY PURPOSE OF DENTAL SEALANTS
SEATBELT	NUM	SEATBELT.	1984-1993, 1995, 1997, 1999, 2002, 2006, 2008, 2010-2018	SEATBELT USE
SEATLAW	NUM	SEATLAW.	1990	WHAT IS CALIFORNIA SEAT BELT LAW
SELFHELP	NUM	YESNO.	2001	USED SELF HELP IN PAST 12 MONTHS
SELFWGHT	NUM	WEIGHT.	2013	ASSESSMENT OF CURRENT WEIGHT
SENCARPT	NUM	SICK.	1995	SENSITIVITY TO NEW CARPET
SENDETRG	NUM	SICK.	1995	SENSITIVITY TO DETERGENT ISLE IN STORES
SESHAIR	NUM	SICK.	1995	SENSITIVITY TO BEAUTY/BARBER SHOPS
SENNEWS	NUM	SICK.	1995	SENSITIVITY TO FRESH NEWSPAPER INK
SENPERFM	NUM	SICK.	1995	SENSITIVITY TO PERFUME
SENSAGE	NUM	XXII.	1995	AGE FIRST NOTICED CHEMICAL SENSITIVITY
SENSDIET	NUM	YESNO.	1995	HAS SPECIAL DIET FOR CHEMICAL SENSITIVITY
SENSHOME	NUM	YESNO.	1995	PRECAUTIONS IN HOME FOR CHEM. SENSITIVITY

Part II: SAS Dataset Data Documentation

VARIABLE	TYPE	FORMAT	YEAR	LABEL
SENSITIV	NUM	YESNO.	1995-1996	CONSIDERS SELF SENSITIVE TO CHEMICALS
SENSJOB	NUM	YESNO.	1995	CHEMICAL SENS. INTERFERED WITH JOB
SENSMANY	NUM	SMANY.	1995	HOW MANY CHEMICALS SENSITIVE TO
SENSMK	NUM	YESNO.	1995	SENSITIVITY TO 2ND HAND TOBACCO SMOKE
SENSMPTM	NUM	SMPTM.	1995	MCS SYMPTOMS SAME/DIFFERENT
SENSSHOP	NUM	YESNO.	1995	TROUBLE SHOPPING DUE TO CHEMICAL SENS.
SEQNO	NUM		2006-2018	UNIQUE IDENTIFIER USED TO LINK TO CDC BRFSS DATA
SEQNOQ	NUM		2015-2018	UNIQUE IDENTIFIER USED TO LINK TO CDC BRFSS DATA WITH VERSION AS FIRST TWO CHARACTERS
SERVADAY	NUM	VII.	1991	SERVINGS FRUIT & VEG FOR GOOD HEALTH
SEX	NUM	SEX.	1984-2015	ARE YOU MALE OR FEMALE
SEX1	NUM	SEX.	2016-2017	SEX ASSIGNED TO YOU AT BIRTH, ON BIRTH CERTIFICATE
SEX2	NUM	SEX.	2018	WHAT WAS YOUR SEX AT BIRTH
SEXBADV	NUM	YESNO.	2002	DR ASKED ABOUT SEXUAL BEHAVIOR/3 YRS
SEXBADV	NUM	YESNO.	2003, 2005-2006	DR ASKED ABOUT SEXUAL BEHAVIOR/12 MNTHS
SEXBADVC	NUM	YESNOD.	2008, 2010	DR ASKED ABOUT SEXUAL BEHAVIOR/12 MNTHS
SEXPART	NUM	SEXPART.	2002	NUMBER OF SEX PARTNERS/12 MNTHS
SEXPART3	NUM	SEXPART.	2004-2006	NUMBER OF SEX PARTNERS IN PAST 12 MONTHS
SEXPARTB	NUM	SEXPART.	2003, 2008, 2010	NUMBER OF SEX PARTNERS IN PAST 12 MONTHS
SEXTALK	NUM	SEXTALK.	2002, 2004-2006	TALKED TO RECENT SEX PARTNER ABOUT STDS
SEXWOTRB	NUM	SEXWOTRB.	2003	CURRENT SEX PARTNER HAVING SEX W/OTHERS
SEXWOTRC	NUM	SEXWOTRB.	2004-2006	CURRENT SEX PARTNER HAVING SEX WITH OTHERS
SEXWOTRD	NUM	CERTAIN.	2008, 2010	PAST 12 MONTHS: ANY SEX PARTNER HAVE SEX W/ANYONE WHILE STILL IN SEXUAL RELATIONSHIP W/YOU
SHADE	NUM	SUNSCALE.	1999, 2001, 2003, 2005	HOW OFTEN CHILD STAYS IN SHADE
SHADE2	NUM	SUNSCALE.	2007, 2009-2010	HOW OFTEN CHILDS STAYS IN SHADE
SHINGLES	NUM	YESNO.	2010, 2014, 2016	HAD A SHINGLES VACCINATION
SHINGLES17	NUM	YESNO.	2017-2018	HAD A SHINGLES VACCINATION
SHOTGUN	NUM	YESNO.	1994-1997	GUN IN HOUSE IS SHOTGUN
SHSEXPOS	NUM	YESNO.	2012-2018	LAST 2 WEEKS: EVER BEEN EXPOSED TO SECONDHAND SMOKE IN CA
SHSWHERE	NUM	WHEREXPB.	2012-2018	WHERE WERE YOU IN CALIFORNIA WHEN THIS HAPPENED
SHSWHO	CHAR		2012-2018	SHSWHERE OTHER (SPECIFY) TEXT RESPONSE
SICKPLC	NUM	SICKPLC.	2002, 2004	WHERE GO WHEN SICK/NEED ADVICE
SICTXT	CHAR		1997-1999	SIC CODE TEXT (SPECIFY-SICTXT2)
SICTXT2	NUM	SICTXT.	1997-1999	SIC CODE TEXT
SIGMOID1	NUM	YESNO.	2012-2014	HAVE YOU ALSO EVER HAD A SIGMOIDOSCOPY OR COLONOSCOPY
SIGMOID2	NUM	WHNSIGCOL	2012-2014	WHEN WAS MOST RECENT SIGMOIDOSCOPY OR COLONOSCOPY

Part II: SAS Dataset Data Documentation

VARIABLE	TYPE	FORMAT	YEAR	LABEL
SIGORCOL	NUM	SIGORCOL.	2008, 2010, 2012-2014, 2016, 2018	WAS MOST RECENT EXAM SIGMOIDOSCOPY OR COLONOSCOPY
SKCANC	NUM	YESNO.	2011-2018	EVER TOLD HAD SKIN CANCER
SKINCA	NUM	YESNO.	1998	BEEN TOLD BY MD YOU HAVE SKIN CANCER
SKINTONE	NUM	SKINTONE.	1993, 1995, 1997	SKIN TONE
SLEEPDAY	NUM	I.	2009-2011	PAST 30 DAYS: # DAYS YOU UNINTENTIONALLY FALL ASLEEP DURING DAY
SLEEPDRV	NUM	DRIVE.	2009-2012	PAST 30 DAYS: EVER NODDED OFF WHILE DRIVING
SLEEPHR2	NUM	I.	2013-2014, 2016, 2018	ON AVERAGE: # HOURS SLEEP IN 24-HOUR PERIOD
SLEEPHRS	NUM	I.	2009-2011	ON AVERAGE: # HOURS SLEEP IN 24-HOUR PERIOD
SMK12AGO	NUM	YESNO.	2009-2018	WAS SMOKING 12 MONTHS AGO
SMK12DLY	NUM	SMK12DLY.	2009-2010, 2013-2014	WERE YOU SMOKING EVERY DAY OR SOME DAYS
SMK12DL2	NUM	SMK12DLY.	2015-2018	WERE YOU SMOKING EVERY DAY OR SOME DAYS
SMK30ANY	NUM	YESNO.	1992-2015	SMOKED CIGARETTE IN LAST 30 DAYS
SMK30DAY	NUM	I.	1992-2018	HOW MANY DAYS SMOKED IN LAST 30 DAYS
SMK30NUM	NUM	I.	1992-2018	CIGARETTES ON DAYS SMOKED IN LAST 30 DAY
SMK6MOS	NUM	YESNO.	2009-2015	SMOKED DAILY FOR AT LEAST 6 MOS.
SMKAGAIN	NUM	RETURNB.	2009-2015	ANY POSSIBLE SITUATION TO START SMOKING
SMKALARM	NUM	ALARM.	1995, 1997, 1999	WHEN CHECKED SMOKE ALARM IN HOME
SMKANNOY	NUM	SMKANNOY.	2009-2015	HOW ANNOYING OTHER PEOPLE SMOKING
SMKAREA	NUM	SMKAREA.	2009-2015	SMOKING RESTRICTIONS IN COMMON AREAS
SMKAREA1	NUM	SMKAREA.	2016	SMOKING/ VAPING POLICY FOR INDOOR COMMON AREAS
SMKBRAN2	NUM	SMKBRAND.	1996-2002, 2009-2018	BRAND OF CIGARETTE SMOKED
SMKBRAND	NUM	SMKBRAND.	1992-1995	BRAND OF CIGARETTE SMOKED
SMKCIGAR	NUM	YESNO.	1998-2015	EVER SMOKED CIGAR
SMKELSE	NUM	YESNO.	1992-1996	DOES ANYONE ELSE IN HOUSEHOLD SMOKE
SMKELSE2	NUM	YESNO.	1997-2011	DOES ANYONE ELSE IN HOUSEHOLD SMOKE
SMKELSEN	NUM	I.	1992-2015	HOW MANY OTHER HOUSEHOLD MEMBERS SMOKE
SMKELSEN1	NUM	I.	2016-2018	HOW MANY HOUSEHOLD MEMBERS SMOKE CIGARETTES NOT INCLUDING YOU
SMKEVDA2	NUM	EVDAY.	1996-2018	SMOKE EVERY DAY/SOME DAYS/NOT AT ALL
SMKFREE	NUM	YESNO.	2009-2015	WAS BAR SMOKE-FREE
SMKFREE2	NUM	SMKFREE2.	2016-2018	WAS BAR IN CALIFORNIA SMOKE-FREE AND VAPE-FREE
SMKNXTYR	NUM	YESNOE.	2009, 2012	THINK WILL SMOKE A CIGARETTE NEXT YEAR
SMKRGDY	NUM	V.	2009-2010, 2012	DAYS SINCE LAST SMOKED REGULARLY
SMKRGMO	NUM	V.	2009-2010, 2012	MONTHS SINCE LAST SMOKED REGULARLY
SMKRGWK	NUM	V.	2009-2010, 2012	WEEKS SINCE LAST SMOKED REGULARLY
SMKRGYR	NUM	V.	2009-2010, 2012	YEARS SINCE LAST SMOKED REGULARLY
SMKTXT	CHAR		2013-2018	OTHER (SPECIFY) SMKBRAN2
SMKTYPE	NUM	SMKTYPE.	2009-2016	USUALLY SMOKE LIGHT, REGULAR, ULTRALIGHT
SMKWAKE	NUM	XXV.	1992-2002, 2009-2018	HR/MIN AFTER WAKE UP UNTIL FIRST SMOKE
SMKWHOLE	NUM	I.	1992-2018	AGE SMOKED FIRST WHOLE CIGARETTE
SMKWORK	NUM	SMKWORK.	2009-2015	SMOKING RESTRICTIONS IN WORK AREAS

Part II: SAS Dataset Data Documentation

VARIABLE	TYPE	FORMAT	YEAR	LABEL
SMKWORK1	NUM	SMKWORK.	2016	SMOKING/ VAPING POLICY IN WORK AREAS
SMO30MEN	NUM	YESNO.	2011-2018	PAST 30 DAYS: USUALLY SMOKED MENTHOL
SMOKE1	NUM	YESNO.	1992	DOES FIRST ADULT SMOKE
SMOKE100	NUM	YESNO.	1984-2018	SMOKED AT LEAST 100 CIGS
SMOKE2	NUM	YESNO.	1992	DOES SECOND ADULT SMOKE
SMOKE3	NUM	YESNO.	1992	DOES THIRD ADULT SMOKE
SMOKE4	NUM	YESNO.	1992	DOES FOURTH ADULT SMOKE
SMOKE5	NUM	YESNO.	1992	DOES FIFTH ADULT SMOKE
SMOKE6	NUM	YESNO.	1992	DOES SIXTH ADULT SMOKE
SMOKE7	NUM	YESNO.	1992	DOES SEVENTH ADULT SMOKE
SMOKE8	NUM	YESNO.	1992	DOES EIGHTH ADULT SMOKE
SMOKE9	NUM	YESNO.	1992	DOES NINTH ADULT SMOKE
SMOKEAGE	NUM	XII.	1991-2015	AGE STARTED SMOKING REGULARLY
SMOKEF1	NUM	YESNO.	1993-1996	DOES OLDEST ADULT FEMALE SMOKE
SMOKEF2	NUM	YESNO.	1993-1996	DOES 2ND OLDEST ADULT FEMALE SMOKE
SMOKEF3	NUM	YESNO.	1993-1996	DOES 3RD OLDEST ADULT FEMALE SMOKE
SMOKEF4	NUM	YESNO.	1993-1996	DOES 4TH OLDEST ADULT FEMALE SMOKE
SMOKEF5	NUM	YESNO.	1993-1996	DOES 5TH OLDEST ADULT FEMALE SMOKE
SMOKEF6	NUM	YESNO.	1993-1996	DOES 6TH OLDEST ADULT FEMALE SMOKE
SMOKEF7	NUM	YESNO.	1993-1996	DOES 7TH OLDEST ADULT FEMALE SMOKE
SMOKEF8	NUM	YESNO.	1993-1996	DOES 8TH OLDEST ADULT FEMALE SMOKE
SMOKEF9	NUM	YESNO.	1993-1996	DOES 9TH OLDEST ADULT FEMALE SMOKE
SMOKEM1	NUM	YESNO.	1993-1996	DOES OLDEST ADULT MALE SMOKE
SMOKEM2	NUM	YESNO.	1993-1996	DOES 2ND OLDEST ADULT MALE SMOKE
SMOKEM3	NUM	YESNO.	1993-1996	DOES 3RD OLDEST ADULT MALE SMOKE
SMOKEM4	NUM	YESNO.	1993-1996	DOES 4TH OLDEST ADULT MALE SMOKE
SMOKEM5	NUM	YESNO.	1993-1996	DOES 5TH OLDEST ADULT MALE SMOKE
SMOKEM6	NUM	YESNO.	1993-1996	DOES 6TH OLDEST ADULT MALE SMOKE
SMOKEM7	NUM	YESNO.	1993-1996	DOES 7TH OLDEST ADULT MALE SMOKE
SMOKEM8	NUM	YESNO.	1993-1996	DOES 8TH OLDEST ADULT MALE SMOKE
SMOKEM9	NUM	YESNO.	1995-1996	DOES 9TH OLDEST ADULT MALE SMOKE
SMOKENOW	NUM	YESNO.	1984-1995	CURRENTLY SMOKE
SMOKENUM	NUM	V.	1984-2018	NUMBER OF CIGS SMOKE A DAY
SMOKLAST	NUM	SMOKLAST.	1990	HOW LONG SINCE SMOKED REGULARLY
SMOKQUIT	NUM	SMOKQUIT.	1984-1989	STOPPED SMOKING A WEEK OR MORE
SMOKREG	NUM	SMOKREG.	1987	HOW LONG SINCE SMOKED FAIRLY REGULARLY (1987)
SMOKREG2	NUM	SMOKREGB.	1991-1999	HOW LONG SINCE SMOKED REGULARLY(1991)
SMOKREG2	NUM	SMOKREGC.	2000-2008	HOW LONG SINCE YOU SMOKED REGULARLY (2000)
SMOKREG3	NUM	SMOKREGD.	2009-2010	HOW LONG SINCE SMOKED REGULARLY(2009)
SMOKREG4	NUM	SMOKREGD.	2011-2015	HOW LONG SINCE SMOKED ONE OR TWO PUFFS
SMWKHR	NUM	XXV.	2014-2016	HR AFTER WAKE UP UNTIL FIRST SMOKE
SMWKMIN	NUM	XXV.	2014-2016	MIN AFTER WAKE UP UNTIL FIRST SMOKE
SNAP	NUM	YESNO.	2011-2013	PAST 12 MONTHS: HAVE YOU APPLIED FOR FOOD STAMPS, SNAP, OR CALFRESH
SNAPCLASS	NUM	YESNO.	2014-2015	PAST 3 MONTHS: HAVE YOU TAKEN CLASS ON EATING HEALTHY/ BEING ACTIVE
SNORE	NUM	YESNO.	2009-2012	DO YOU SNORE
SNUFEVE2	NUM	YESNO.	2009-2015	EVER USED SNUFF
SNUFNOW2	NUM	EVDAY.	2009-2015	USE SNUFF EVERY DAY OR NOT AT ALL
SNUSEVER	NUM	YESNO.	2010-2015	EVER USED SNUS
SNUSNOW	NUM	EVDAY.	2010-2015	USE SNUS EVERY DAY OR NOT AT ALL

Part II: SAS Dataset Data Documentation

VARIABLE	TYPE	FORMAT	YEAR	LABEL
SOC_CODE_2000	NUM	STDOCCUP.	2013	2000 STANDARDIZED OCCUPATION CLASSIFICATION SYSTEM
SOCIAL1	NUM	RENT.	2009	DO YOU OWN OR RENT YOUR HOME
SOCIAL2	NUM	EMOTSUP.	2009, 2013	PAST 12 MONTHS: # TIMES WORRIED @ HAVING ENOUGH TO PAY RENT/MORTGAGE
SOCIAL3	NUM	EMOTSUP.	2009, 2013	PAST 12 MONTHS: # TIMES WORRIED @ HAVING ENOUGH TO BUY NUTRITIOUS MEALS
SOCIAL4	NUM	EMOTSUP.	2009, 2013	AT MAIN JOB, HOW ARE YOU PAID FOR WORK YOU DO
SOCIAL5	NUM	XXX.	2009, 2013	HOW MANY HOURS DO YOU WORK PER WEEK ON ALL JOBS COMBINED
SOCIAL6	NUM	HOWPAID.	2009, 2013	LAST TIME YOU WORKED AT MAIN JOB, HOW WERE YOU PAID FOR THE WORK YOU DID
SOCIAL7	NUM	XXX.	2009, 2013	LAST TIME YOU WORKED, # HOURS WORKED PER WEEK ON ALL JOBS COMBINED
SOCIAL8	NUM	YNNA.	2009, 2013	DID YOU VOTE IN THE LAST PRESIDENTIAL ELECTION
SODADY	NUM	I.	2014-2015	HOW OFTEN DRINK REGULAR SODA/ DAY
SODAMO	NUM	I.	2014-2015	HOW OFTEN DRINK REGULAR SODA/MONTH
SODAPOP	NUM	XIX.	2011-2015, 2017-2018	HOW OFTEN DRINK REGULAR SODA THAT CONTAINS SUGAR
SODAWK	NUM	I.	2014-2015	HOW OFTEN DRINK REGULAR SODA/ WEEK
SOURCE	NUM	SOURCE.	2012-2018	LANDLINE OR CELL RDD
SPANEN2	NUM	SPANINTC.	2007-2010	LANGUAGE OF INTERVIEW
SPANEN2	NUM	SPANINTB.	2011-2013, 2015-2018	LANGUAGE OF INTERVIEW
SPANEN2	NUM	SPANINT.	2014	LANGUAGE OF INTERVIEW
SPANENG	NUM	SPANINTB.	2002-2006	LANGUAGE OF INTERVIEW
SPANENG	NUM	SPANENGB.	2001	LANGUAGE OF INTERVIEW
SPANENG	NUM	SPANINT.	1998-2000	LANGUAGE OF INTERVIEW
SPANINT	NUM	SPANINT.	1992-1997	INTERVIEW CONDUCTED IN SPANISH
SPECDIET	NUM	YESNO.	2001	USED SPECIAL DIET IN PAST 12 MONTHS
SPROUTS	NUM	XIX.	2000	HOW OFTEN EAT SPROUTS
STATASTH	NUM	STAT.	1991	STATUS OF ASTHMA IN LAST 7 DAYS
STATBRON	NUM	STAT.	1991	STATUS OF BRONCHITIS IN LAST 7 DAYS
STDCHLYD	NUM	YESNO.	2005	EVER HEARD OF CHLAMYDIA
STDHIV	NUM	TRUEB.	2005	HAVING STD INCREASES HIV RISK
STDKID	NUM	YESNO.	2002	WANT CHILD TO LEARN ABOUT CONDOMS/SCHOOL
STDKID2	NUM	GRADE.	2008	EARLIEST GRADE WANT CHILD TO LEARN@ROLE OF CONDOMS IN PREVENTING STD
STDPREV	NUM	YESNO.	2001	DR TALKED TO YOU ABOUT PREVENTING STD/12 MOS.
STDPREV2	NUM	YESNO.	2002-2004	DR TALKED ABOUT PREVENTING STD/12 MONTHS
STDSPRD	NUM	TRUEB.	2005	PERSON WITH STD CAN SPREAD IT WITHOUT SYMPTOMS
STDSYMP	NUM	TRUEB.	2005	SOME PEOPLE WITH STD DO NOT DISPLAY SYMPTOMS
STDTEST	NUM	TEST.	2013	PROBLEM GETTING TESTING FOR STD
STDTEST2	NUM	STDTEST.	2013	MAIN REASON YOU HAD PROBLEM TO GET STD TEST
STDWHR	NUM	STDWHR.	2000	WHERE WOULD YOU GO FOR STD TREATMENT

Part II: SAS Dataset Data Documentation

VARIABLE	TYPE	FORMAT	YEAR	LABEL
STDWHR2	NUM	STDWHRB.	2001	WHERE WOULD YOU GO FOR STD TREATMENT
STIFF	NUM	YESNO.	2000-2001	DURING PAST 12 MONTHS HAD JOINT PAIN
STIFF2	NUM	YESNO.	2002-2003, 2005, 2007	DURING PAST 12 MONTHS HAD JOINT PAIN
STOMACH	NUM	YESNO.	1992	HAD STOMACH SURGERY
STOOL	NUM	YESNO.	1988-1992	HEARD OF STOOL BLOOD TEST
STOPSMOK	NUM	YESNO.	1993	QUIT 1 DAY OR MORE DURING PAST 12 MONTHS
STOPSUP	NUM	YESNO.	2001	STOPPED ORAL SUPS BECAUSE OF REACTION
STRENGTH	NUM	II.	2011-2015, 2017	HOW MANY TIMES STRENGTH BUILDING ACTIVITY DONE
STRK_OTH ¹⁸	NUM		2008	STRK_OTH
STRKDIZZ	NUM	YESNO.	2008	SYMPTOM OF STROKE: SUDDEN TROUBLE WALKING
STRKDO	NUM	MEDHELP.	2008	FIRST THING TO DO IF SOMEONE HAVING A HEART ATTACK OR STROKE
STRKHEAD	NUM	YESNO.	2008	SYMPTOM OF STROKE: SEVERE HEADACHE WITH NO KNOWN CAUSE
STRKPAIN	NUM	YESNO.	2008	SYMPTOM OF STROKE: SUDDEN CHEST PAIN OR DISCOMFORT
STRKSPK	NUM	YESNO.	2008	SYMPTOM OF STROKE: SUDDEN CONFUSION OR TROUBLE SPEAKING
STRKVIS	NUM	YESNO.	2008	SYMPTOM OF STROKE: SUDDEN TROUBLE SEEING
STRKWEAK	NUM	YESNO.	2008	SYMPTOM OF STROKE: SUDDEN NUMBNESS OR WEAKNESS
STRMONS	NUM	II.	2014-2015	HOW MANY TIMES STRENGTH ACTIVITY/ MONTH
STROKE	NUM	YESNO.	1984-1991, 1996, 1998, 2005	EVER HAD A STROKE
STROKE2	NUM	YESNO.	2006-2018	EVER TOLD YOU HAD A STROKE
STROKEFO	NUM	YESNO.	2008	HAD STROKE: DID IT OCCUR IN PAST YEAR
STRWKS	NUM	II.	2014-2015	HOW MANY TIMES STRENGTH ACTIVITY/ WEEK
SUN15MIN	NUM	VII.	1993, 1995, 1997	DAYS SPENT 15 MINUTES IN SUN IN PAST MO.
SUNAVOID	NUM	SUNAVOID.	1993, 1995, 1997	HOW OFTEN AVOIDS SUN
SUNBRNMY	NUM	SUNBRNMY.	1999, 2001, 2003-2004	# SUNBURNS IN PAST 12 MONTHS
SUNBURN	NUM	YESNO.	1999, 2001, 2003-2004	HAD SUNBURN IN PAST 12 MONTHS
SUNCLOTH	NUM	SUNAVOID.	1993, 1995, 1997	WEARS PROTECTIVE CLOTHING
SUNLAMP	NUM	YESNO.	1993, 1995, 1997	USED SUNLAMP IN PAST MONTH
SUNSCRN	NUM	SUNAVOID.	1993, 1995, 1997	USES SUNSCREEN
SUPFP	NUM	YESNO.	2001	WERE SUPPLEMENTS FOR ARTHRITIS
SURVIV10	NUM	YESNO.	2009-2011	IS PAIN CURRENTLY UNDER CONTROL
SURVIV10a	NUM	SURVIV10a.	2014-2017	IS PAIN CURRENTLY UNDER CONTROL
SURVIVE1	NUM	YESNO.	2009-2011, 2017	ARE YOU CURRENTLY RECEIVING TREATMENT FOR CANCER
SURVIVE1	NUM	SURVIVE1a.	2014-2016	ARE YOU CURRENTLY RECEIVING TREATMENT FOR CANCER

¹⁸ Discrepancy discovered during 2016 codebook review – STRK_OTH does not have an answer format, nor does it appear in the 2008 questionnaires. Answers in the dataset are limit to 0 and 3000. There is no documentation as to what this variable represents.

Part II: SAS Dataset Data Documentation

VARIABLE	TYPE	FORMAT	YEAR	LABEL
SURVIVE1	NUM	SURVIVE1b.	2017	ARE YOU CURRENTLY RECEIVING TREATMENT FOR CANCER
SURVIVE2	NUM	TYPEDOC.	2009-2011, 2014-2017	WHAT TYPE OF DOCTOR PROVIDES THE MAJORITY OF YOUR HEALTH CARE
SURVIVE2_O1	CHAR		2014-2017	OTHER (SPECIFY) SURVIVE2
SURVIVE3	NUM	YESNO.	2009-2011	EVER RECEIVE WRITTEN SUMMARY OF ALL CANCER TREATMENTS RECEIVED
SURVIVE4	NUM	YESNO.	2009-2011	EVER RECEIVED INFO @ WHERE\ WHO TO SEE FOR ROUTINE CANCER CHECK-UP
SURVIVE5	NUM	YESNO.	2009-2011	WERE FOLLOW-UP CARE INSTRUCTIONS WRITTEN DOWN FOR YOU
SURVIVE6	NUM	YESNO.	2009-2011, 2014-2017	HAVE HEALTH INSURANCE THAT PAID FOR ALL OR PART OF CANCER TREATMENT
SURVIVE7	NUM	YESNO.	2009-2011, 2014-2017	EVER DENIED HEALTH\LIFE INSURANCE BECAUSE OF CANCER
SURVIVE8	NUM	YESNO.	2009-2011, 2014-2017	WAS A CLINICAL TRIAL PART OF CANCER TREATMENT
SURVIVE9	NUM	YESNO.	2009-2011, 2014-2017	CURRENTLY HAVE PHYSICAL PAIN CAUSED BY CANCER OR TREATMENT
SURVPLN1	NUM	YESNO.	2014-2017	SURVIVORSHIP CARE PLAN CREATED FOR YOU
SURVPLN2	NUM	YESNO.	2014-2017	PROVIDER EVER DISCUSS SURVIVORSHIP PLAN
SURVPLN3	NUM	YESNO.	2014-2017	RECEIVE COPY OF SURVIVORSHIP PLAN
SURVPLN4	NUM	YESNO.	2014-2017	DID PRIMARY CARE PHYSICIAN GET COPY OF SURVIVORSHIP PLAN
SURVPLN5	NUM	YESNO.	2014-2017	DID PRIMARY CARE PHYSICIAN DISCUSS PLAN
SWIM5MIN	NUM	YESNO.	1993	CAN SWIM FOR 5 MINUTES
SWTDRDY	NUM	I.	2014-2015	HOW OFTEN SUGAR SWEET DRINK/ DAY
SWTDRINK	NUM	XIX.	2011-2015, 2017, 2018	HOW OFTEN DRINK SUGAR-SWEETENED FRUIT DRINKS
SWTDRMO	NUM	I.	2014-2015	HOW OFTEN SUGAR SWEET DRINK/ MON
SWTDRWK	NUM	I.	2014-2015	HOW OFTEN SUGAR SWEET DRINK/ WK
SXORIEN2	NUM	SXORIENB.	2006-2018	SELF-REPORTED SEXUAL ORIENTATION
SXORIEN2_O1	CHAR		2014-2018	OTHER (SPECIFY) SXORIEN2
SXWOTSLF	NUM	YESNOC.	2008, 2010	PAST 12 MONTHS: HAVE SEX W/ANYONE WHILE STILL IN SEXUAL RELATIONSHIP W/SOMEONE ELSE
SYMP3M	NUM	YESNO.	2002-2003, 2005, 2007	SYMPTOMS BEGAN 3 OR MORE MONTHS AGO
SYMPARTH	NUM	YESNO.	2000-2001	SYMPTOMS PRESENT ON MOST DAYS OF MONTH
TACHE7	NUM	YESNO.	1991	HAD TOOTHACHE IN LAST 7 DAYS
TAGAMET	NUM	YESNO.	1992	DO YOU TAKE TAGAMET
TAKESUP	NUM	YESNO.	1989	TAKE SUPPLEMENT TO LOSE/MAINTAIN WEIGHT
TEETHSTA	NUM	YESNO.	1986	SMOKELESS TOBACCO CAUSES STAINED TEETH?
TEMPPROB	NUM	TEMPPROB.	1993-1995	HOW LONG HAD RESTRICTION
TEST1	NUM	TEST.	1990-1992	WHERE CAN GET AIDS TEST
TEST2	NUM	TEST.	1990-1992	OTHER PLACE TO GET AIDS TEST
TESTHEPC	NUM	YESNO.	2000	EVER TESTED FOR HEPATITIS C
TESTWHO	NUM	TESTWHO.	2004	WHO GAVE LAST HIV TEST
TETANUS	NUM	YESNO.	1996-1997, 2000	EVER HAD TETANUS SHOT
TETNUS06	NUM	YESNO.	2013	SINCE 2005 EVER HAD TETANUS SHOT

Part II: SAS Dataset Data Documentation

VARIABLE	TYPE	FORMAT	YEAR	LABEL
TETNUS14	NUM	TDAP.	2014-2017	SINCE 2005, HAVE YOU HAD A TETANUS SHOT?
TETNUS15	NUM	TDAP.	2018	HAVE YOU RECEIVED A TETANUS SHOT IN THE PAST 10 YEARS?
THINKWT	NUM	THINKWT.	1989	THINK OVER OR UNDERWEIGHT
THRESH00	NUM	THRESH.	2001	POVERTY THRESHOLDS FOR 2001
THRESH01	NUM	THRESH.	2003	POVERTY THRESHOLDS FOR 2001
THRESH02	NUM	THRESH.	2004-2007, 2009	POVERTY THRESHOLDS FOR PRIOR YEAR
THRESH94	NUM	THRESH.	1995	POVERTY THRESHOLDS FOR 1994
THRESH95	NUM	THRESH.	1996	POVERTY THRESHOLDS FOR 1995
THRESH96	NUM	THRESH.	1997	POVERTY THRESHOLDS FOR 1996
THRESH97	NUM	THRESH.	1998	POVERTY THRESHOLDS FOR 1997
THRESH98	NUM	THRESH.	1999	POVERTY THRESHOLDS FOR 1998
THRESH99	NUM	THRESH.	2000	POVERTY THRESHOLDS FOR 2000
TICK	NUM	YESNO	2001	FOUND TICK ON YOUR BODY IN PAST 12 MONTHS
TIMEPLAN	NUM	HOWLNGD.	1996-2000	HOW LONG HAD CURRENT HEALTH CARE PLAN
TOBSHS	NUM	YESNO.	2017-2018	IN THE LAST TWO WEEKS, WORKPLACE SECONDHAND SMOKE
TOBSPON	NUM	YESNO	2009-2015	TOBACCO EVENT ON CAMPUS IN PAST 12 MOS
TOLDHI	NUM	YESNO.	1987-1993, 1995, 1997, 1999, 2001, 2003, 2005, 2007, 2009, 2011, 2013, 2015, 2017	EVER TOLD BLOOD CHOLESTEROL HIGH
TOLDLEV	NUM	YESNO.	1987-1992	EVER TOLD BLOOD CHOLESTEROL LEVEL
TOLDLOSE	NUM	TOLDLOSE.	1989	ADVISED TO LOSE WEIGHT
TOOTHDEC	NUM	YESNO.	1986	SMOKELESS TOBACCO CAUSES TEETH DECAY?
TOTEMPL2	NUM	TOTEMPLB.	2011-2016	NUMBER OF EMPLOYEES AT BUILDING
TOTEMPLY	NUM	TOTEMPLY.	2009-2010, 2012	NUMBER OF EMPLOYEES AT BUILDING
TOURCTRYA	NUM	ISO.	2016	FIRST COUNTRY OUTSIDE OF THE U.S. THAT YOU TRAVELED TO FOR PRE-PLANNED MEDICAL, DENTAL, OR SURGICAL TREATMENTS
TOURCTRYB	NUM	ISO.	2016	SECOND COUNTRY OUTSIDE OF THE U.S. THAT YOU TRAVELED TO FOR PRE-PLANNED MEDICAL, DENTAL, OR SURGICAL TREATMENTS
TOURCTRYC	NUM	ISO.	2016	THIRD COUNTRY OUTSIDE OF THE U.S. THAT YOU TRAVELED TO FOR PRE-PLANNED MEDICAL, DENTAL, OR SURGICAL TREATMENTS
TOURDOC	NUM	YESNO.	2016	SEE A DOCTOR FOR UNEXPECTED PROBLEMS AFTER RETURNING TO U.S.
TOUROUT	NUM	YESNO.	2016	DURING PAST 12 MONTHS, DID YOU TRAVEL OUT OF U.S. FOR PRE-PLANNED MEDICAL, DENTAL, OR SURGICAL TREATMENTS
TOURPROB	NUM	YESNO.	2016	HAVE ANY UNEXPECTED PROBLEMS, COMPLICATIONS, OR UNDESIREABLE HEALTH OUTCOMES FROM PROCEDURE OR TREATMENT OUT OF U.S.
TOURTXT	NUM	TOURTXT.	2016	TYPES OF PRE-PLANNED MEDICAL, DENTAL, OR SURGICAL TREATMENTS ON TRIPS OUTSIDE OF THE U.S.

Part II: SAS Dataset Data Documentation

VARIABLE	TYPE	FORMAT	YEAR	LABEL
TOURTXT_1	NUM	YN.	2016	TYPE OF MEDICAL TOURISM: ORGAN TRANSPLANT - KIDNEY
TOURTXT_2	NUM	YN.	2016	TYPE OF MEDICAL TOURISM: ORGAN TRANSPLANT - LIVER
TOURTXT_3	NUM	YN.	2016	TYPE OF MEDICAL TOURISM: ORGAN TRANSPLANT - HEART
TOURTXT_4	NUM	YN.	2016	TYPE OF MEDICAL TOURISM: ORGAN TRANSPLANT - LUNG
TOURTXT_5	NUM	YN.	2016	TYPE OF MEDICAL TOURISM: ORGAN TRANSPLANT - CORNEAL
TOURTXT_6	NUM	YN.	2016	TYPE OF MEDICAL TOURISM: COSMETIC SURGERY - FACIAL
TOURTXT_7	NUM	YN.	2016	TYPE OF MEDICAL TOURISM: COSMETIC SURGERY - LIPOSUCTION
TOURTXT_8	NUM	YN.	2016	TYPE OF MEDICAL TOURISM: COSMETIC SURGERY - BREAST
TOURTXT_9	NUM	YN.	2016	TYPE OF MEDICAL TOURISM: COSMETIC SURGERY - ABDOMINOPLASTY
TOURTXT_10	NUM	YN.	2016	TYPE OF MEDICAL TOURISM: COSMETIC SURGERY - HAIR
TOURTXT_11	NUM	YN.	2016	TYPE OF MEDICAL TOURISM: DENTAL SURGERY
TOURTXT_12	NUM	YN.	2016	TYPE OF MEDICAL TOURISM: CARIDAC/HEART SURGERY
TOURTXT_13	NUM	YN.	2016	TYPE OF MEDICAL TOURISM: ORTHOPEDIC SURGERY - HIP
TOURTXT_14	NUM	YN.	2016	TYPE OF MEDICAL TOURISM: ORTHOPEDIC SURGERY - KNEE
TOURTXT_15	NUM	YN.	2016	TYPE OF MEDICAL TOURISM: ORTHOPEDIC SURGERY - OTHER
TOURTXT_16	NUM	YN.	2016	TYPE OF MEDICAL TOURISM: MEDICAL TREATMENT - CANCER
TOURTXT_17	NUM	YN.	2016	TYPE OF MEDICAL TOURISM: MEDICAL TREATMENT – DRUG AND ALCOHOL
TOURTXT_18	NUM	YN.	2016	TYPE OF MEDICAL TOURISM: MEDICAL TREATMENT – FERTILITY/INFERTILITY
TOURTXT_19	NUM	YN.	2016	TYPE OF MEDICAL TOURISM: MEDICAL TREATMENT - OTHER
TOURTXT_20	NUM	YN.	2016	TYPE OF MEDICAL TOURISM: OTHER PROCEDURE – CT AND MRI SCANS
TOURTXT_21	NUM	YN.	2016	TYPE OF MEDICAL TOURISM: OTHER PROCEDURE – STEM CELL TRANSPLANT
TOURTXT_22	NUM	YN.	2016	TYPE OF MEDICAL TOURISM: OTHER PROCEDURE – BARIATRIC/OBESITY SURGERY
TOURTXT_23	NUM	YN.	2016	TYPE OF MEDICAL TOURISM: OTHER PROCEDURE – OTHER
TOURTXT_24	NUM	YN.	2016	TYPE OF MEDICAL TOURISM: DON'T KNOW/NOT SURE
TOURTXT_25	NUM	YN.	2016	TYPE OF MEDICAL TOURISM: REFUSED
TOURTXT_O1	CHAR		2016	OTHER (SPECIFY) TYPES OF PRE-PLANNED ORTHOPEDIC SURGICAL PROCEDURES ON TRIPS OUTSIDE OF THE U.S.
TOURTXT_O2	CHAR		2016	OTHER (SPECIFY) TYPES OF PRE-PLANNED MEDICAL TREATMENT FOR ILLNESS ON TRIPS OUTSIDE OF THE U.S.

Part II: SAS Dataset Data Documentation

VARIABLE	TYPE	FORMAT	YEAR	LABEL
TOURTXT_O3	CHAR		2016	OTHER (SPECIFY) TYPES OF OTHER PRE-PLANNED PROCEDURES ON TRIPS OUTSIDE OF THE U.S.
TOURWHY	NUM	TOURWHY.	2016	WHY TRAVEL OUT OF U.S. FOR PRE-PLANNED MEDICAL, DENTAL, OR SURGICAL TREATMENTS
TOURWHY_1	NUM	YN.	2016	WHY MEDICAL TOURISM: NOT AVAILABLE IN U.S.
TOURWHY_2	NUM	YN.	2016	WHY MEDICAL TOURISM: NOTCOVERED BY INSURANCE
TOURWHY_3	NUM	YN.	2016	WHY MEDICAL TOURISM: TOO EXPENSIVE IN U.S.
TOURWHY_4	NUM	YN.	2016	WHY MEDICAL TOURISM: QUALITY BETTER IN OTHER COUNTRY
TOURWHY_5	NUM	YN.	2016	WHY MEDICAL TOURISM: MORE COMFORTABLE IN OTHER COUNTRY
TOURWHY_6	NUM	YN.	2016	WHY MEDICAL TOURISM: OTHER
TOURWHY_7	NUM	YN.	2016	WHY MEDICAL TOURISM: DON'T KNOW/NOT SURE
TOURWHY_9	NUM	YN.	2016	WHY MEDICAL TOURISM: REFUSED
TOURWHY_O1	CHAR		2016	OTHER (SPECIFY) TOURWHY
TRAFFIC	NUM	SAFE.	2013	HOW SAFE IS NEIGHBORHOOD: TRAFFIC
TRNSGNDR	NUM	TRNS.	2016-2018	CONSIDER SELF TO BE TRANSGENDER
TRYPLN	NUM	YESNO.	1996-1998	TRIED TO FIND COVERAGE
TRYPLN2	NUM	YESNO.	1999-2000	TRIED TO FIND COVERAGE IN PAST YEAR
TRYQUIT	NUM	YESNO.	2009-2015	TRY TO QUIT WHEN MD ADVISED SO
TRYQUITA	NUM	YESNO.	2009-2013	TRY TO QUIT WHEN NURSE ADVISED SO
TSSSRELA	NUM	RELATION.	2010-2013	PAST 12 MOS WHAT WAS THE PERSONS RELATIONSHIP TO YOU
TSSSXAD	NUM	YESNO.	2010-2011, 2013	AS ADULT ANYONE FORCE SEX ON YOU
TSSSXCH	NUM	YESNO.	2010-2013	AS CHILD ANYONE FORCE SEX ON YOU
TSSSXEVR	NUM	YESNOF.	2017-2018	ANYONE EVER FORCED YOU INTO UNWANTED SEXUAL ACTIVITY
TSSSX17	NUM	YESNO.	2017-2018	HAS UNWANTED SEXUAL ACTIVITY HAPPENED TO YOU IN THE LAST 12 MONTHS
TSSSX1R	NUM	YESNO.	2010-2013	DID FORCE SEX HAPPEN IN PAST 12 MTHS
TSTBL1R1	NUM	YESNO.	1998-2000	HIV TEST IN PAST 12 MONTH (EX DON)
TSTBL1R2	NUM	YESNO.	1998-2000	HIV TEST IN PAST 12 MONTHS
TSTDATE	NUM	XVI.	2014-2018	MONTH AND YEAR OF LAST HIV TEST
TSTDATE2	NUM	TSTDATE.	2001-2013	MONTH AND YEAR OF LAST HIV TEST
TSTDT_M	NUM	MONTHB.	2001-2007, 2009-2012	MONTH OF LAST HIV TEST
TSTDT_Y	NUM	I.	2001-2007, 2009-2012	YEAR OF LAST HIV TEST
TSTLOC	NUM	LOCDOC.	2011-2012	WHERE WAS BLOOD SAMPLE FOR LEAD TEST TAKEN
TSTNO	NUM	WHYNOTST.	2011-2012	WHY DIDN'T YOU HAVE CHILD'S BLOOD TESTED FOR LEAD
TSTRESLT	NUM	YESNO.	1994-2000	RECEIVED RESULT OF AIDS TEST
TSTWHERE	NUM	TSTWHERE.	2013-2016	WHERE DID YOU HAVE LAST HIV TEST
TSTX	NUM	I.	2004	TIMES TESTED FOR HIV IN PAST 12 MOS.
TYPCNTR7	NUM	TYPCNTR7A.	2016-2017	WHAT DID YOU OR YOUR PARTNER DO LAST TIME HAD SEX TO KEEP FROM GETTING PREGNANT
TYPCNTROTH	CHAR		2016-2017	OTHER (SPECIFY) TYPCNTR7
TYPE	NUM	TYPE.	1988	WHAT TYPE OF ARTHRITIS DO YOU HAVE

Part II: SAS Dataset Data Documentation

VARIABLE	TYPE	FORMAT	YEAR	LABEL
TYPEINDS	CHAR		2013, 2016-2018	TYPE OF BUSINESS OR INDUSTRY YOU WORK IN
TYPESHOT	NUM	YESNO.	2009-2012	DID DOCTOR SAY TETANUS SHOT INCLUDED PERTUSSIS VACCINE
TYPETEXT	CHAR		2013-2016	OTHER (SPECIFY) SMKTYPE
TYPEWORK	CHAR		2013, 2016-2018	TYPE OF WORK [DID] YOU DO
TYPPLAN	NUM	TYPPLAN.	2014-2018	WHAT IS YOUR PRIMARY SOURCE OF MEDICAL CARE
USEEVER	NUM	YESNO.	1986	EVER USED SMOKELESS TOBACCO (1986)
USEEVER2	NUM	USE.	1987-1988	EVER USED SMOKELESS TOBACCO (1987-88)
USEMRJNA	NUM	MUSE.	2016	DURING PAST 30 DAYS, HOW DID YOU USE MARIJUANA (SELECT ALL THAT APPLY)
USEMRJNA1	NUM	MUSE.	2018	DURING PAST 30 DAYS, HOW DID YOU USE MARIJUANA or CANNABIS (SELECT ALL THAT APPLY)
USEMRJNA17	NUM	MUSE.	2017	DURING THE PAST 30 DAYS, WHAT WAS THE PRIMARY MODE YOU USED MARIJUANA? PLEASE SELECT ONE. DID YOU....
USEMRJNA18	NUM	MUSE.	2018	DURING THE PAST 30 DAYS, WHICH OF THE FOLLOWING WAYS DID YOU USE MARIJUANA THE MOST OFTEN? PLEASE SELECT ONE. DID YOU USUALLY
USENOW	NUM	YESNO.	1986	CURRENTLY USE SMOKELESS TOBACCO (1986)
USENOW2	NUM	USE.	1987-1988	CURRENTLY USE SMOKELESS TOBACCO (87-88)
USENOW3	NUM	EVDAY.	2009-2018	CURRENTLY USE CHEWING TOBACCO, SNUFF, OR SNUS
USEQUIT	NUM	USEQUIT.	1986	STOPPED SMOKELESS USE WEEK OR MORE
USESNSUS	NUM	I.	2016-2018	DURING THE PAST 30 DAYS, HOW MANY DID YOU USE CHEWING TOBACCO, SNUFF, OR SNUS
USETREAT	NUM	USETREAT.	1984-1990	TAKES BLOOD PRESSURE MEDICATION
USEYRS	NUM	VI.	1986	NUMBER OF YEARS USED SMOKELESS TOBACCO
VAHOSP	NUM	VAHOSP.	2000, 2003-2004	HEALTH CARE FROM VA IN PAST 12 MO
VAPESHS	NUM	YESNO.	2017-2018	IN THE LAST TWO WEEKS, WORKPLACE EXPOSURE TO VAPING AEROSOL
VEG	NUM	VEG.	1989	HOW MANY SERVINGS VEG OR SALAD YESTERDAY
VEG02	NUM	XIX.	2001	HOW MANY SERVINGS OF OTHER VEGETABLES
VEG90	NUM	XIX.	1990-1991, 1994, 1996, 1998, 2000, 2002-2010	HOW MANY SERVINGS OF OTHER VEGETABLES
VEGCLASS	NUM	YESNO.	2013	ATTENDED CLASS/ACTIVITY ABOUT EATING FRUITS AND VEGETABLES OR BEING PHYSICALLY ACTIVE
VEGGRDY	NUM	X.	2014-2015	EAT DARK GREEN VEGGIES/ DAY
VEGGRE11	NUM	XIX.	2011-2015	HOW OFTEN EAT DARK GREEN VEGETABLES
VEGGRE17	NUM	XIX.	2017	HOW OFTEN EAT LEAFY OR LETTUCE SALAD
VEGGRMO	NUM	I.	2014-2015	EAT DARK GREEN VEGGIES/ MONTH
VEGGRWK	NUM	I.	2014-2015	EAT DARK GREEN VEGGIES/ WEEK
VEGORA11	NUM	XIX.	2011-2015	HOW OFTEN EAT ORANGE COLORED VEGETABLES
VEGORDY	NUM	I.	2014-2015	EAT ORANGE VEGGIES/ DAY
VEGORMO	NUM	I.	2014-2015	EAT ORANGE VEGGIES/ MONTH

Part II: SAS Dataset Data Documentation

VARIABLE	TYPE	FORMAT	YEAR	LABEL
VEGORWK	NUM	I.	2014-2015	EAT ORANGE VEGGIES/ WEEK
VERSION	NUM	VERSION.	2008-2018	VERSION OF QUESTIONNAIRE
VIGDAY	NUM	I.	2001, 2003, 2005-2010	DAYS PER WEEK VIG EXERCISE
VIGTIME	NUM	XXV.	2001, 2003, 2005-2010	HOURS AND MINUTES VIG EXERCISE
VIGTIMEH	NUM	I.	2001, 2003, 2005-2009	HOURS VIG EXERCISE
VIGTIMEM	NUM	I.	2001, 2003, 2005-2009	MINUTES VIG EXERCISE
VISCHK	NUM	VISCHK.	1994	WHEN LAST EYE EXAM W/PUPILS DILATED
VISCHK2	NUM	VISCHKB.	1995-2011, 2015, 2017	WHEN LAST EYE EXAM W/PUPILS DILATED
VISCHK3	NUM	VISCHKB.	2011-2012	WHEN LAST EYE EXAM W/PUPILS DILATED (Includes R >= 40 years and R with DM
VISEXAM	NUM	VISCHKB.	2011-2012	LAST TIME HAD EYES EXAMINED BY ANY DOCTOR OR EYE CARE PROVIDER
VISFAR	NUM	VISOFT.	1994-1999	HOW OFTEN CAN'T SEE ACROSS STREET
VISFAR2	NUM	VISOFTC.	2011-2012	HOW MUCH DIFFICULTY DO YOU HAVE RECOGNIZING A FRIEND ACROSS STREET
VISION	NUM	OAVISIOB.	2011	EVER TOLD YOU HAVE VISION IMPAIRMENT, EVEN WHEN WEARING GLASSES
VISION2	NUM	OAVISIOB.	2012	ANY TROUBLE SEEING, EVEN WHEN WEARING GLASSES OR CONTACTS
VISNEAR	NUM	VISOFT.	1994-1999	HOW OFTEN CAN'T READ PRINT
VISNEAR2	NUM	VISOFTC.	2011-2012	HOW MUCH DIFFICULTY DO YOU HAVE READING PRINT
VISTV	NUM	VISOFT.	1994-1999	HOW OFTEN VISION LIMITS WATCHING TV
VOIDSTRS	NUM	YESNO.	1984-1986	AVOIDING STRESS TO REDUCE BP
VOMIT	NUM	YESNO.	1989	VOMITING TO LOSE/MAINTAIN WEIGHT
WALKPROB	NUM	YESNO.	1996, 1998	PROBLEMS WALKING IN PAST YEAR
WAREATXT	CHAR			OTHER (SPECIFY) WKAREA1
WEAR1	NUM	YESNO.	2013-2015	DO YOU HAVE ACTIVITY TRACKER WEARABLE DEVICE
WEAR2	NUM	WEAR2A.	2017	WHAT HEALTH INFORMATION DO YOU TRACK WITH WEARABLE DEVICE
WEAR3	NUM	WEAR3A.	2017	HOW OFTEN DO YOU ENTER INFORMATION ON MOBILE DEVICE
WEAR4	NUM	YESNO.	2017	WILLING TO SHARE INFORMATION STORED ON DEVICE
WEIGHT	NUM	XXVI.	1984-2018	REPORTED WEIGHT IN POUNDS
WHATAREA	NUM	WHATAREA.	2011-2016	LAST TIME SMOKING IN WORK AREA: WHICH WORK AREA
WHEEZE7	NUM	YESNO.	1991	HAD WHEEZING IN LAST 7 DAYS
WHENBPE	NUM	WHEN.	1990-1992	WHEN WAS LAST BREAST PHYSICAL EXAM
WHENCBE	NUM	HOWLNGB.	1992-2000, 2002, 2004, 2006, 2008, 2010, 2012-2014	WHEN WAS LAST CLINICAL BREAST EXAM
WHENDENT	NUM	WHENDENT.	1991-1993	WHEN WAS LAST VISIT TO DENTIST
WHENDNT2	NUM	WHENDENT.	1995, 1997, 1999-2000	WHEN WAS LAST VISIT TO DENTIST
WHENDNT3	NUM	HOWLONG.	2002, 2004, 2006, 2008, 2010, 2012, 2014, 2016, 2018	WHEN WAS LAST VISIT TO DENTIST
WHENDRE	NUM	WHEN.	1988-1993, 1995	WHEN WAS LAST DIGITAL RECTAL EXAM

Part II: SAS Dataset Data Documentation

VARIABLE	TYPE	FORMAT	YEAR	LABEL
WHENDRE2	NUM	HOWLNGC.	2001-2002, 2004, 2006, 2008, 2010	WHEN WAS LAST DIGITAL RECTAL EXAM
WHENPAP	NUM	WHEN.	1988-1991	WHEN WAS LAST PAP SMEAR
WHENPAP2	NUM	HOWLNGC.	1992-2000, 2002, 2004, 2006, 2008, 2010, 2012-2014, 2016, 2018	WHEN WAS LAST PAP SMEAR
WHENPROC	NUM	WHEN.	1988-1993	WHEN WAS LAST PROCTOSCOPIC EXAM
WHENSIG	NUM	WHENB.	1995	WHEN WAS LAST SIGMOIDOSCOPY EXAM
WHENSIG2	NUM	HOWLNGC.	1997	WHEN WAS LAST SIGMOIDOSCOPIC EXAM
WHENSIG3	NUM	HOWLNGC.	1999	WHEN WAS LAST SIGMOIDOSCOPIC EXAM
WHENSIG4	NUM	WHENC.	2001-2002, 2004, 2006	WHEN WAS LAST SIGMOIDOSCOPIC EXAM
WHENSIG4	NUM	WHEND.	2008, 2010, 2012-2014, 2016, 2018	WHEN WAS LAST SIGMOIDOSCOPIC EXAM
WHENSTO	NUM	WHEN.	1988-1992, 1995	WHEN WAS LAST STOOL BLOOD TEST
WHENSTO2	NUM	WHEN.	1997-2000	WHEN WAS LAST STOOL BLOOD TEST
WHENSTO3	NUM	WHEN.	2001-2002, 2004, 2006	WHEN WAS LAST STOOL BLOOD TEST
WHENSTO3	NUM	WHENE.	2008, 2010, 2012-2014, 2016, 2018	WHEN WAS LAST STOOL BLOOD TEST
WHENTET	NUM	HOWLNGE.	1996-1997, 2000, 2009-2010	WHEN WAS LAST TETANUS SHOT
WHENTET2	NUM	YESNO.	2011-2012	RECEIVE A TETANUS SHOT IN 2005 OR LATER
WHEREBUY	NUM	WHEREBUY.	2009-2016	WHERE DO YOU BUY CIGARETTES
WHEREBUY17	NUM	WHEREBY.	2017-2018	WHERE DO YOU BUY CIGARETTES
WHERETST	NUM	WHERETST.	1993-1994	WHERE HAD LAST AIDS TEST
WHERTST3	NUM	WHERETST.	1995-1997	WHERE HAD LAST AIDS TEST
WHERTST4	NUM	WHERETST.	1998-2000	WHERE HAD LAST AIDS TEST
WHERTST5	NUM	WHERETST.	2001	WHERE HAD LAST AIDS TEST
WHERTST6	NUM	WHERTSTB.	2002-2003, 2005-2010	WHERE HAD LAST AIDS TEST
WHERTST7	NUM	WHERTSTC.	2004	WHERE HAD LAST AIDS TEST
WHNCIGAR	NUM	WHNCIGAR.	1998-2004, 2009-2011	WHEN THE LAST TIME YOU SMOKED A CIGAR
WHOBUY	NUM	WHOBUY.	2017-2018	HOW DO YOU OBTAIN YOUR CIGARETTES
WHOCHECK	NUM	WHOCHECK.	1989-1990	WHO DID ROUTINE CHECKUP
WHOHELPA	NUM	WHOHELP.	2000	WHO HELPS WITH PERSONAL CARE?
WHOHELPA	NUM	WHOHELP.	2000	WHO HELPS WITH ROUTINE NEEDS?
WHOSIDEA	NUM	WHOSIDEA.	1989-1992	WHO ADVISED MAMMOGRAM
WHOSX12M	NUM	WHOSEXB.	2013	SEXUAL PARTNERS OVER LAST 12 MONTHS
WHYBPE	NUM	WHYDONE.	1990-1991	WHY HAD LAST BREAST PHYSICAL EXAM
WHYCBE	NUM	WHYCBE.	1992-2000, 2002, 2004, 2006	WHY HAD LAST CLINICAL BREAST EXAM
WHYCBE2	NUM	WHYDONE.	2013	WHY HAD LAST CLINICAL BREAST EXAM
WHYDENY_1	NUM	YN.	2014	WHY UNFAIRLY FIRED OR DENIED PROMOTION – ANCESTRY OR NATIONAL ORIGIN
WHYDENY_2	NUM	YN.	2014	WHY UNFAIRLY FIRED OR DENIED PROMOTION – GENDER
WHYDENY_3	NUM	YN.	2014	WHY UNFAIRLY FIRED OR DENIED PROMOTION – RACE
WHYDENY_4	NUM	YN.	2014	WHY UNFAIRLY FIRED OR DENIED PROMOTION – AGE
WHYDENY_5	NUM	YN.	2014	WHY UNFAIRLY FIRED OR DENIED PROMOTION – RELIGION

Part II: SAS Dataset Data Documentation

VARIABLE	TYPE	FORMAT	YEAR	LABEL
WHYDENY_6	NUM	YN.	2014	WHY UNFAIRLY FIRED OR DENIED PROMOTION – HEIGHT
WHYDENY_7	NUM	YN.	2014	WHY UNFAIRLY FIRED OR DENIED PROMOTION – WEIGHT
WHYDENY_8	NUM	YN.	2014	WHY UNFAIRLY FIRED OR DENIED PROMOTION – OTHER ASPECT OF PHYSICAL APPEARANCE
WHYDENY_9	NUM	YN.	2014	WHY UNFAIRLY FIRED OR DENIED PROMOTION – SEXUAL ORIENTATION
WHYDENY_10	NUM	YN.	2014	WHY UNFAIRLY FIRED OR DENIED PROMOTION – EDUCATION OR INCOME LEVEL
WHYDENY_11	NUM	YN.	2014	WHY UNFAIRLY FIRED OR DENIED PROMOTION – PHYSICAL DISABILITY
WHYDENY_12	NUM	YN.	2014	WHY UNFAIRLY FIRED OR DENIED PROMOTION – OTHER
WHYDENY_13	NUM	YN.	2014	WHY UNFAIRLY FIRED OR DENIED PROMOTION – DON'T KNOW
WHYDENY_14	NUM	YN.	2014	WHY UNFAIRLY FIRED OR DENIED PROMOTION - REFUSED
WHYDENY_O1	CHAR		2014	OTHER (SPECIFY) WHYDENY_12
WHYDONE	NUM	WHYDONE.	1987-2000, 2002, 2004, 2006, 2013	WHY HAD MAMMOGRAM
**WHYDOQST	NUM	WHYDOQST.	2008	REASONS GIVEN FOR PARTICIPATING IN THE SURVEY
WHYECIG_1	NUM	YN.	2014-2015	REASON FOR USING E-CIGARETTES – QUIT OTHER TOBACCO
WHYECIG_2	NUM	YN.	2014-2015	REASON FOR USING E-CIGARETTES – REPLACE OTHER TOBACCO
WHYECIG_3	NUM	YN.	2014-2015	REASON FOR USING E-CIGARETTES – CUT DOWN ON OHER TOBACCO
WHYECIG_4	NUM	YN.	2014-2015	REASON FOR USING E-CIGARETTES – USE WHERE TOBACCO IS NOT ALLOWED
WHYECIG_5	NUM	YN.	2014-2015	REASON FOR USING E-CIGARETTES – CURIOSITY/TRY IT
WHYECIG_6	NUM	YN.	2014-2015	REASON FOR USING E-CIGARETTES – OTHER
WHYECIG_7	NUM	YN.	2014-2015	REASON FOR USING E-CIGARETTES – DON'T KNOW
WHYECIG_8	NUM	YN.	2014-2015	REASON FOR USING E-CIGARETTES – REFUSED
WHYECIGA_1	NUM	YN.	2016-2018	REASON FOR USING E-CIGARETTES – NO LINGERING ODOR
WHYECIGA_2	NUM	YN.	2016-2018	REASON FOR USING E-CIGARETTES – HELPS ME CONCENTRATE/ STAY ALERT
WHYECIGA_3	NUM	YN.	2016-2018	REASON FOR USING E-CIGARETTES – USED TO QUIT CIGARETTES OR OTHER TOBACCO PRODUCTS
WHYECIGA_4	NUM	YN.	2016-2018	REASON FOR USING E-CIGARETTES – USED TO CUT DOWN ON CIGARETTES
WHYECIGA_5	NUM	YN.	2016-2018	REASON FOR USING E-CIGARETTES – E-CIGARETTES COME IN MANY FLAVORS
WHYECIGA_6	NUM	YN.	2016-2018	REASON FOR USING E-CIGARETTES – USED IN PLACES WHERE CIGARETTES ARE NOT ALLOWED
WHYECIGA_7	NUM	YN.	2016-2018	REASON FOR USING E-CIGARETTES – E-CIGARETTES ARE CHEAPER THAN CIGARETTES

Part II: SAS Dataset Data Documentation

VARIABLE	TYPE	FORMAT	YEAR	LABEL
WHYECIGA_8	NUM	YN.	2016-2018	REASON FOR USING E-CIGARETTES – E-CIGARETTES ARE HEALTHIER THAN CIGARETTES
WHYECIGA_9	NUM	YN.	2016-2018	REASON FOR USING E-CIGARETTES – CURIOSITY, JUST TO TRY IT
WHYECIGA_10	NUM	YN.	2016-2018	REASON FOR USING E-CIGARETTES – OTHER
WHYECIGA_12	NUM	YN.	2016-2018	REASON FOR USING E-CIGARETTES – DON'T KNOW/ NOT SURE
WHYECIGA_13	NUM	YN.	2016-2018	REASON FOR USING E-CIGARETTES – REFUSED
WHYECIG_O1	CHAR		2014-2015	OTHER (SPECIFY) WHYECIG_6
WHYECIGA_O1	CHAR		2016-2018	OTHER (SPECIFY) WHYECIGA_10
WHYEDUC_1	NUM	YN.	2014	WHY UNFAIRLY DISCOURAGED FROM EDUCATION – ANCESTRY OR NATIONAL ORIGIN
WHYEDUC_2	NUM	YN.	2014	WHY UNFAIRLY DISCOURAGED FROM EDUCATION – GENDER
WHYEDUC_3	NUM	YN.	2014	WHY UNFAIRLY DISCOURAGED FROM EDUCATION – RACE
WHYEDUC_4	NUM	YN.	2014	WHY UNFAIRLY DISCOURAGED FROM EDUCATION – AGE
WHYEDUC_5	NUM	YN.	2014	WHY UNFAIRLY DISCOURAGED FROM EDUCATION – RELIGION
WHYEDUC_6	NUM	YN.	2014	WHY UNFAIRLY DISCOURAGED FROM EDUCATION – HEIGHT
WHYEDUC_7	NUM	YN.	2014	WHY UNFAIRLY DISCOURAGED FROM EDUCATION – WEIGHT
WHYEDUC_8	NUM	YN.	2014	WHY UNFAIRLY DISCOURAGED FROM EDUCATION – OTHER ASPECT OF PHYSICAL APPEARANCE
WHYEDUC_9	NUM	YN.	2014	WHY UNFAIRLY DISCOURAGED FROM EDUCATION – SEXUAL ORIENTATION
WHYEDUC_10	NUM	YN.	2014	WHY UNFAIRLY DISCOURAGED FROM EDUCATION – EDUCATION OR INCOME LEVEL
WHYEDUC_11	NUM	YN.	2014	WHY UNFAIRLY DISCOURAGED FROM EDUCATION – PHYSICAL DISABILITY
WHYEDUC_12	NUM	YN.	2014	WHY UNFAIRLY DISCOURAGED FROM EDUCATION – OTHER
WHYEDUC_13	NUM	YN.	2014	WHY UNFAIRLY DISCOURAGED FROM EDUCATION – DON'T KNOW
WHYEDUC_14	NUM	YN.	2014	WHY UNFAIRLY DISCOURAGED FROM EDUCATION - REFUSED
WHYEDUC_O1	CHAR		2014	OTHER (SPECIFY) WHYEDUC_12
WHYGUN	NUM	WHYGUN.	1994-1997	REASON HANDGUN KEPT IN HOUSE
WHYGUN2	NUM	WHYGUN.	1998-1999, 2001-2004	REASON FIREARM KEPT IN/AROUND HOUSE
WHYHIRE_1	NUM	YN.	2014	WHY UNFAIRLY NOT HIRED FOR JOB – ANCESTRY OR NATIONAL ORIGIN
WHYHIRE_2	NUM	YN.	2014	WHY UNFAIRLY NOT HIRED FOR JOB – GENDER
WHYHIRE_3	NUM	YN.	2014	WHY UNFAIRLY NOT HIRED FOR JOB – RACE
WHYHIRE_4	NUM	YN.	2014	WHY UNFAIRLY NOT HIRED FOR JOB – AGE
WHYHIRE_5	NUM	YN.	2014	WHY UNFAIRLY NOT HIRED FOR JOB – RELIGION
WHYHIRE_6	NUM	YN.	2014	WHY UNFAIRLY NOT HIRED FOR JOB – HEIGHT
WHYHIRE_7	NUM	YN.	2014	WHY UNFAIRLY NOT HIRED FOR JOB – WEIGHT

Part II: SAS Dataset Data Documentation

VARIABLE	TYPE	FORMAT	YEAR	LABEL
WHYHIRE_8	NUM	YN.	2014	WHY UNFAIRLY NOT HIRED FOR JOB – OTHER ASPECT OF PHYSICAL APPEARANCE
WHYHIRE_9	NUM	YN.	2014	WHY UNFAIRLY NOT HIRED FOR JOB – SEXUAL ORIENTATION
WHYHIRE_10	NUM	YN.	2014	WHY UNFAIRLY NOT HIRED FOR JOB – EDUCATION OR INCOME LEVEL
WHYHIRE_11	NUM	YN.	2014	WHY UNFAIRLY NOT HIRED FOR JOB – PHYSICAL DISABILITY
WHYHIRE_12	NUM	YN.	2014	WHY UNFAIRLY NOT HIRED FOR JOB – OTHER
WHYHIRE_13	NUM	YN.	2014	WHY UNFAIRLY NOT HIRED FOR JOB – DON'T KNOW
WHYHIRE_14	NUM	YN.	2014	WHY UNFAIRLY NOT HIRED FOR JOB - REFUSED
WHYHIRE_O1	CHAR		2014	OTHER (SPECIFY) WHYHIRE_12
WHYLOAN_1	NUM	YN.	2014	WHY UNFAIRLY DENIED BANK LOAN – ANCESTRY OR NATIONAL ORIGIN
WHYLOAN_2	NUM	YN.	2014	WHY UNFAIRLY DENIED BANK LOAN – GENDER
WHYLOAN_3	NUM	YN.	2014	WHY UNFAIRLY DENIED BANK LOAN – RACE
WHYLOAN_4	NUM	YN.	2014	WHY UNFAIRLY DENIED BANK LOAN – AGE
WHYLOAN_5	NUM	YN.	2014	WHY UNFAIRLY DENIED BANK LOAN – RELIGION
WHYLOAN_6	NUM	YN.	2014	WHY UNFAIRLY DENIED BANK LOAN – HEIGHT
WHYLOAN_7	NUM	YN.	2014	WHY UNFAIRLY DENIED BANK LOAN – WEIGHT
WHYLOAN_8	NUM	YN.	2014	WHY UNFAIRLY DENIED BANK LOAN – OTHER ASPECT OF PHYSICAL APPEARANCE
WHYLOAN_9	NUM	YN.	2014	WHY UNFAIRLY DENIED BANK LOAN – SEXUAL ORIENTATION
WHYLOAN_10	NUM	YN.	2014	WHY UNFAIRLY DENIED BANK LOAN – EDUCATION OR INCOME LEVEL
WHYLOAN_11	NUM	YN.	2014	WHY UNFAIRLY DENIED BANK LOAN – PHYSICAL DISABILITY
WHYLOAN_12	NUM	YN.	2014	WHY UNFAIRLY DENIED BANK LOAN – OTHER
WHYLOAN_13	NUM	YN.	2014	WHY UNFAIRLY DENIED BANK LOAN – DON'T KNOW
WHYLOAN_14	NUM	YN.	2014	WHY UNFAIRLY DENIED BANK LOAN - REFUSED
WHYLOAN_O1	CHAR		2014	OTHER (SPECIFY) WHYLOAN_12
WHYMOVE_1	NUM	YN.	2014	WHY UNFAIRLY DENIED BUY/RENT HOUSE – ANCESTRY OR NATIONAL ORIGIN
WHYMOVE_2	NUM	YN.	2014	WHY UNFAIRLY DENIED BUY/RENT HOUSE – GENDER
WHYMOVE_3	NUM	YN.	2014	WHY UNFAIRLY DENIED BUY/RENT HOUSE – RACE
WHYMOVE_4	NUM	YN.	2014	WHY UNFAIRLY DENIED BUY/RENT HOUSE – AGE
WHYMOVE_5	NUM	YN.	2014	WHY UNFAIRLY DENIED BUY/RENT HOUSE – RELIGION
WHYMOVE_6	NUM	YN.	2014	WHY UNFAIRLY DENIED BUY/RENT HOUSE – HEIGHT
WHYMOVE_7	NUM	YN.	2014	WHY UNFAIRLY DENIED BUY/RENT HOUSE – WEIGHT
WHYMOVE_8	NUM	YN.	2014	WHY UNFAIRLY DENIED BUY/RENT HOUSE – OTHER ASPECT OF PHYSICAL APPEARANCE
WHYMOVE_9	NUM	YN.	2014	WHY UNFAIRLY DENIED BUY/RENT HOUSE – SEXUAL ORIENTATION

Part II: SAS Dataset Data Documentation

VARIABLE	TYPE	FORMAT	YEAR	LABEL
WHYMOVE_10	NUM	YN.	2014	WHY UNFAIRLY DENIED BUY/RENT HOUSE – EDUCATION OR INCOME LEVEL
WHYMOVE_11	NUM	YN.	2014	WHY UNFAIRLY DENIED BUY/RENT HOUSE – PHYSICAL DISABILITY
WHYMOVE_12	NUM	YN.	2014	WHY UNFAIRLY DENIED BUY/RENT HOUSE – OTHER
WHYMOVE_13	NUM	YN.	2014	WHY UNFAIRLY DENIED BUY/RENT HOUSE – DON'T KNOW
WHYMOVE_14	NUM	YN.	2014	WHY UNFAIRLY DENIED BUY/RENT HOUSE – REFUSED
WHYMOVE_O1	CHAR		2014	OTHER (SPECIFY) WHYMOVE_12
WHYNEVER	NUM	WHY.	1989-1990	WHY NEVER HAD MAMMOGRAM
WHYNOPL2	NUM	WHYNOPLA.	1996	REASON NOT COVERED BY HEALTH INSURANCE
WHYNOPLA	NUM	WHYNOPB.	1997-2000	REASON NOT COVERED –LOST JOB
WHYNOPLB	NUM	WHYNOPB.	1997-2000	REASON NOT COVERED –INS NOT OFFERED
WHYNOPLC	NUM	WHYNOPB.	1997-2000	REASON NOT COVERED –INS COSTS TOO MUCH
WHYNOT	NUM	WHY.	1989-1990	WHY NO MAMMOGRAM LAST YEAR
WHYNOTDB	NUM	WHYNOTDB.	2013	WHY DID NOT HAVE MAMMOGRAM
WHYNOTTXT	CHAR		2013	OTHER (SPECIFY) WHYNOTDB
WHYNOTWC	NUM	WHYNOTWC.	2007	WHY DIDN'T WORKERS COMPENSATION PAY FOR RECENT WORK-RELATED INJURY
WHYPAP	NUM	WHYPAP.	1992-2000, 2002, 2004, 2006	WHY HAD LAST PAP SMEAR
WHYRAW	NUM	WHYRAW.	1994	MOST IMPORTANT REASON DRANK RAW MILK
WHYRAW2	NUM	WHYRAW.	1994	HAS ANOTHER REASON TO DRINK RAW MILK
WHYRAW3	NUM	WHYRAW.	1994	NEXT REASON TO DRINK RAW MILK
WHYTET	NUM	WHYTET.	1996	WHY HAD TETANUS SHOT
WHYTET2	NUM	WHYTET.	1997, 2000	WHY HAD TETANUS SHOT
WIC	NUM	YESNO.	2009-2010	ANY ADULT IN HOUSEHOLD RECEIVE WIC BENEFITS PAST 12 MONTHS
WIC2	NUM	YESNO.	2011-2015	ANYONE IN HOUSEHOLD RECEIVE WIC BENEFITS PAST 12 MONTHS
WINENU2	NUM	I.	2008	BINGE DRINKING:# GLASSES OF WINE
WINENUM	NUM	I.	2003-2005	NUM OF GLASSES OF WINE/MOST RECENT BINGE
WKAREA	NUM	WKAREAB.	2009-2010	WORK AREA DESCRIPTION
WKAREA1	NUM	WKAREAC.	2011-2015	WORK AREA DESCRIPTION
WORK50	NUM	YESNO.	2009-2015	MORE THAN 50 PEOPLE AT WORKSITE
WORK7DAY	NUM	YESNO.	2011-2016	PAST 7 DAYS: ANYONE SMOKE IN YOUR WORK AREA
WORKAIDS	NUM	YESNO.	1993-1994	WILLING TO WORK WITH AIDS PERSON
WORKEPXTXT	CHAR		2014-2016	OTHER (SPECIFY) WHATAREA
WORKFV	NUM	YESNO.	2015	DOES YOUR EMPLOYER PROVIDE AN ONSITE FARMERS MARKET
WORKHPP	NUM	YESNO.	1989-1990	HAVE WORKPLACE HEALTH PROMOTION PROGRAM
WORKHRS	NUM	VII.	1996, 1998-1999	AVERAGE HOURS WORKED ON MAIN JOB
WORKSMOK	NUM	WORKSMOK.	1989-1990, 2009-2012	WORKPLACE SMOKING POLICY
WORKSMK2	NUM	YESNO.	2012-2015	ANYONE SMOKED IN WORK AREA IN PAST TWO WEEKS
WRKHURT17	NUM	YESNO.	2017	GET MEDICAL CARE DUE TO JOB INJURY DURING PAST 12 MONTHS

Part II: SAS Dataset Data Documentation

VARIABLE	TYPE	FORMAT	YEAR	LABEL
WRKRHURT	NUM	YESNO.	2007	GET MEDICAL CARE DUE TO JOB INJURY DURING PAST 12 MONTHS
WRKTXPAY	NUM	WRKTXPAY.	2007	WHO PAID FOR TREATMENT FOR WORK-RELATED INJURY
WRKTXPAY17	NUM	WRKTXPY.	2017	WHO PAID FOR TREATMENT FOR WORK-RELATED INJURY
WRKTXPAY17_01	CHAR		2017	WHO PAID FOR TREATMENT FOR WORK-RELATED INJURY(OTHER)
WT12M	NUM	XXVI.	2007-2009	WEIGHT ONE YEAR AGO
WTADVICE	NUM	WTADV.	1994, 1996, 1998, 2000, 2003	ADVISED BY DOCTOR TO LOSE WEIGHT
WTDIFF	NUM	YESNO.	2007-2009	CHANGE FROM CURRENT WEIGHT AND WEIGHT LAST YEAR INTENTIONAL
WTKG3	NUM		2014-2018	COMPUTED WEIGHT IN KILOGRAMS
WTLOST	NUM	VII.	1984	WEIGHT LOST WHILE ON DIET
WTPILL	NUM	WTPILL.	1998	PRESCRIBED DIET PILLS IN PAST 2 YEARS
WTPROG	NUM	YESNO.	1989	JOINED PROGRAM TO LOSE/MAINTAIN WEIGHT
WTWATCH	NUM	YESNO.	1984-1986	WATCHING WEIGHT TO REDUCE BP
YEAR	NUM		1984-2018	SAMPLE YEAR
YEARCAT	NUM	YEARCAT.	1984-1992	YEAR CATEGORY
YEARPSU	NUM		1988, 1993-1994	YEAR-SPECIFIC PSU
YNOHELP_1	NUM	YN.	2014	WHY DID YOU NOT GET HELP- PSYCH HELP FOLLOWUP – CAN'T AFFORD/COST TOO MUCH
YNOHELP_2	NUM	YN.	2014	WHY DID YOU NOT GET HELP- PSYCH HELP FOLLOWUP – INSURANCE DID NOT COVER
YNOHELP_3	NUM	YN.	2014	WHY DID YOU NOT GET HELP- PSYCH HELP FOLLOWUP – DID NOT KNOW WHERE TO GO
YNOHELP_4	NUM	YN.	2014	WHY DID YOU NOT GET HELP- PSYCH HELP FOLLOWUP – HARD TO GET APPT.
YNOHELP_5	NUM	YN.	2014	WHY DID YOU NOT GET HELP- PSYCH HELP FOLLOWUP – HARD TO GET TO OFFICE
YNOHELP_6	NUM	YN.	2014	WHY DID YOU NOT GET HELP- PSYCH HELP FOLLOWUP – DIDN'T THINK COULD HELP
YNOHELP_7	NUM	YN.	2014	WHY DID YOU NOT GET HELP- PSYCH HELP FOLLOWUP – EMBARRASSED
YNOHELP_8	NUM	YN.	2014	WHY DID YOU NOT GET HELP- PSYCH HELP FOLLOWUP – COULDN'T TAKE TIME OFF WORK
YNOHELP_9	NUM	YN.	2014	WHY DID YOU NOT GET HELP- PSYCH HELP FOLLOWUP – NO CHILD CARE
YNOHELP_10	NUM	YN.	2014	WHY DID YOU NOT GET HELP- PSYCH HELP FOLLOWUP – LANGUAGE PROBLEMS
YNOHELP_11	NUM	YN.	2014	WHY DID YOU NOT GET HELP- PSYCH HELP FOLLOWUP – OTHER
YNOHELP_12	NUM	YN.	2014	WHY DID YOU NOT GET HELP- PSYCH HELP FOLLOWUP – DON'T KNOW
YNOHELP_13	NUM	YN.	2014	WHY DID YOU NOT GET HELP- PSYCH HELP FOLLOWUP – REFUSED
YNOHELP_O1	CHAR		2014	OTHER (SPECIFY) YNOHELP_11
YPOLICE_1	NUM	YN.	2014	WHY UNFAIRLY STOPPED BY POLICE – ANCESTRY OR NATIONAL ORIGIN
YPOLICE_2	NUM	YN.	2014	WHY UNFAIRLY STOPPED BY POLICE – GENDER
YPOLICE_3	NUM	YN.	2014	WHY UNFAIRLY STOPPED BY POLICE – RACE
YPOLICE_4	NUM	YN.	2014	WHY UNFAIRLY STOPPED BY POLICE – AGE

Part II: SAS Dataset Data Documentation

VARIABLE	TYPE	FORMAT	YEAR	LABEL
YPOLICE_5	NUM	YN.	2014	WHY UNFAIRLY STOPPED BY POLICE – RELIGION
YPOLICE_6	NUM	YN.	2014	WHY UNFAIRLY STOPPED BY POLICE – HEIGHT
YPOLICE_7	NUM	YN.	2014	WHY UNFAIRLY STOPPED BY POLICE – WEIGHT
YPOLICE_8	NUM	YN.	2014	WHY UNFAIRLY STOPPED BY POLICE – OTHER ASPECT OF PHYSICAL APPEARANCE
YPOLICE_9	NUM	YN.	2014	WHY UNFAIRLY STOPPED BY POLICE – SEXUAL ORIENTATION
YPOLICE_10	NUM	YN.	2014	WHY UNFAIRLY STOPPED BY POLICE – EDUCATION OR INCOME LEVEL
YPOLICE_11	NUM	YN.	2014	WHY UNFAIRLY STOPPED BY POLICE – PHYSICAL DISABILITY
YPOLICE_12	NUM	YN.	2014	WHY UNFAIRLY STOPPED BY POLICE – OTHER
YPOLICE_13	NUM	YN.	2014	WHY UNFAIRLY STOPPED BY POLICE – DON'T KNOW
YPOLICE_14	NUM	YN.	2014	WHY UNFAIRLY STOPPED BY POLICE - REFUSED
YPOLICE_O1	CHAR		2014	OTHER (SPECIFY) YPOLICE_12
ZANTAC	NUM	YESNO.	1992	DO YOU TAKE ZANTAC
**ZIPCODE	NUM	ZIPCODE.	1991-2001, 2003-2016	ZIP CODE OF RESIDENCE
**ZIPCODE17	NUM	ZIPCODE.	2017	ZIPCODE WHERE YOU CURRENTLY LIVE
_AAP90	NUM		1992-2001, 2003	POST STRATIFICATION FOR AGE ADJUSTING
_ACTINT1	NUM	ACTINT.	2011-2013, 2015, 2017	ACTIVITY INTENSITY FOR FIRST ACTIVITY
_ACTINT2	NUM	ACTINT.	2011-2013, 2015, 2017	ACTIVITY INTENSITY FOR SECOND ACTIVITY
_AGE_G	NUM	_AGEG.	2014-2018	IMPUTED AGE BY TEN YEAR AGE CATEGORY
_AGE65YR	NUM	_AGE65A.	2014-2018	REPORTED AGE IN TWO AGE GROUPS 18-64, 65+
_AGE80	NUM	_AGE80A.	2014-2018	IMPUTED AGE VALUE COLLAPSED ABOVE 80
_AGEG	NUM	_AGEG.	1984-2018	TEN YEAR AGE CATEGORY
_AGEG2	NUM	_AGEGC.	1995-1997	TWO AGE CATEGORIES: 18-44 & 45+
_AGEG5YR	NUM	_AGE5Y.	2014-2018	REPORTED AGE IN FIVE-YEAR AGE CATEGORIES
_AGEGB	NUM	_AGEGB.	1984-2013	TEN YEAR AGE CATEGORY, AT DECADE
_AGEGC	NUM	_AGEGC.	1984-2018	TWO AGE CATEGORIES: 18-44 & 45+
_AIDTST3	NUM	_YN.	2014-2018	EVER BEEN TESTED FOR HIV
_ALTETH2	NUM	_YNA.	2014, 2016	ADULTS AGED 65+ ALL NATURAL TEETH EXTRACTED
_ALTETH3	NUM	_YNA.	2018	ADULTS AGED 65+ ALL NATURAL TEETH EXTRACTED
_ALTETH3	NUM	_YNA.	2018	ADULTS AGED 65+ ALL NATURAL TEETH EXTRACTED
_APA	NUM		1984-2018	ADULTS PER PHONE ADJUSTMENT
_ASTHMS1	NUM	_ASTHMA.	2014-2018	COMPUTED ASTHMA STATUS
_BEANDAY	NUM	I.	2015	BEAN INTAKE IN TIMES PER DAY
_BEANS11	NUM	XIX.	2011-2013	HOW OFTEN EATS BEANS, NOT INCLUDING GREEN BEANS PER DAY
_BMI5	NUM		2017	COMPUTED BODY MASS INDEX
_BMI	NUM		1984-2011, 2014-2016, 2018	BODY MASS INDEX
_BMI5CAT	NUM	_BMI5CAT.	2014-2018	COMPUTED BODY MASS INDEX CATEGORIES
_BPE1	NUM	_BREASTA.	1990-1991	NEVER/EVER HAD BPE, ASYMPTOMATIC WOMEN
_BPE2	NUM	_BREASTB.	1990-1991	BPE STATUS, ASYMPTOMATIC WOMEN

Part II: SAS Dataset Data Documentation

VARIABLE	TYPE	FORMAT	YEAR	LABEL
_BPE3	NUM	_BREASTA.	1990-1991	NEVER/EVER HAD BPE, ALL WOMEN
_BPE4	NUM	_BREASTB.	1990-1991	BREAST PHYSICAL EXAM STATUS, ALL WOMEN
_BSE1	NUM	_BSEA.	1988-1993	NEVER/EVER DO BSE, ALL WOMEN
_BSE2	NUM	_BSEB.	1988-1993	BREAST SELF-EXAM STATUS, ALL WOMEN
_CARROT	NUM	I.	1990-1991, 1994, 1996, 1998, 2000-2010	HOW OFTEN EAT CARROTS PER DAY
_CASTHM1	NUM	_YNA.	2014-2018	CURRENT ASTHMA
_CBE1	NUM	_BREASTA.	1992-2000	NEVER/EVER HAD CBE, ASYMPTOMATIC WOMEN
_CBE2	NUM	_BREASTB.	1992-2000	CBE STATUS, ASYMPTOMATIC WOMEN
_CBE3	NUM	_BREASTA.	1992-2000	NEVER/EVER HAD CBE, ALL WOMEN
_CBE4	NUM	_BREASTB.	1992-2000	CLINICAL BREAST EXAM STATUS, ALL WOMEN
_CBE5	NUM	_PAPC.	2002, 2004, 2006, 2010, 2012-2013	NEVER/EVER HAD CBE, ALL WOMEN
_CBE6	NUM	_PAPD.	2002, 2004, 2006, 2010, 2012-2013	CLINICAL BREAST EXAM STATUS, ALL WOMEN
_CH_RAC_A	NUM	YESNO.	2008-2011	CHILD WHITE
_CH_RAC_B	NUM	YESNO.	2008-2011	CHILD BLACK
_CH_RAC_C	NUM	YESNO.	2008-2011	CHILD ASIAN
_CH_RAC_D	NUM	YESNO.	2008-2011	CHILD NH/PI
_CH_RAC_E	NUM	YESNO.	2008-2011	CHILD AI/AN
_CH_RAC_F	NUM	YESNO.	2008-2011	CHILD OTHER
_CHISPNC	NUM	_HISPAN.	2014-2018	CHILD HISPANIC, LATINO/A, OR SPANISH ORIGIN
_CHLDCNT	NUM	_CHLDCNT.	2014-2018	NUMBER OF CHILDREN IN HOUSEHOLD
_CHLEVEL	NUM	_CHLEVEL.	1987-1992	CHOLESTEROL LEVEL -- HIGH/LOW/MOD
_CHOL1	NUM	_CHOLA.	1987-1993, 1995, 1997, 1999, 2001, 2003, 2005, 2007, 2009-2011, 2013	WHAT TOLD ABOUT CHOLESTEROL LEVEL
_CHOL2	NUM	_CHOLB.	1987-1993, 1995, 1997, 1999, 2001, 2003, 2005, 2007, 2009-2011, 2013	STATUS OF HAVING CHOLESTEROL CHECKED
_CHOLCHK	NUM	_CHOLCHK.	2015, 2017	CHOLESTEROL CHECKED WITHIN PAST 5 YEARS
_CHRACE	NUM	_CHRACE.	2005-2012, 2015	CALCULATED CHILD CATEGORY
_CHRC_G	NUM	_CHRC_G.	2005-2009, 2013	CHILD RACE WHITE - NONWHITE
_CHRC_GR	NUM	_CHRC_GR.	2005-2009, 2013	CHILD RACE 4 CATEGORIES
_CLANDWT	NUM		2014	FINAL CHILD WEIGHT: LANDLINE ONLY
_CLCM1V1	NUM		2014-2018	VERSION 1 CHILD COMBINED LAND-LINE AND CELL FIRST MARGIN (AGE-GENDER)
_CLCM1V2	NUM		2014-2018	VERSION 2 CHILD COMBINED LAND-LINE AND CELL FIRST MARGIN (AGE-GENDER)
_CLCM1V3	NUM		2014-2016, 2018	VERSION 3 CHILD COMBINED LAND-LINE AND CELL FIRST MARGIN (AGE-GENDER)
_CLCM2V1	NUM		2014-2018	VERSION 1 CHILD COMBINED LAND-LINE AND CELL SECOND MARGIN (RACE/ETHNICITY)
_CLCM2V2	NUM		2014-2018	VERSION 2 CHILD COMBINED LAND-LINE AND CELL SECOND MARGIN (RACE/ETHNICITY)
_CLCM2V3	NUM		2014-2016, 2018	VERSION 3 CHILD COMBINED LAND-LINE AND CELL SECOND MARGIN (RACE/ETHNICITY)

Part II: SAS Dataset Data Documentation

VARIABLE	TYPE	FORMAT	YEAR	LABEL
_CLCM3V1	NUM		2014-2018	VERSION 1 CHILD COMBINED LAND-LINE AND CELL THIRD MARGIN (GENDER-RACE/ETHNICITY)
_CLCM3V2	NUM		2014-2018	VERSION 2 CHILD COMBINED LAND-LINE AND CELL THIRD MARGIN (GENDER-RACE/ETHNICITY)
_CLCM3V3	NUM		2014-2016, 2018	VERSION 3 CHILD COMBINED LAND-LINE AND CELL THIRD MARGIN (GENDER-RACE/ETHNICITY)
_CLCM4V1	NUM		2014-2018	VERSION 1 CHILD COMBINED LAND-LINE AND CELL FOURTH MARGIN (AGE-RACE/ETHNICITY)
_CLCM4V2	NUM		2014-2018	VERSION 2 CHILD COMBINED LAND-LINE AND CELL FOURTH MARGIN (AGE-RACE/ETHNICITY)
_CLCM4V3	NUM		2014-2016, 2018	VERSION 3 CHILD COMBINED LAND-LINE AND CELL FOURTH MARGIN (AGE-RACE/ETHNICITY)
_CLCM5V1	NUM		2014-2018	VERSION 1 CHILD COMBINED LAND-LINE AND CELL FIFTH MARGIN (TELEPHONE SOURCE)
_CLCM5V2	NUM		2014-2018	VERSION 2 CHILD COMBINED LAND-LINE AND CELL FIFTH MARGIN (TELEPHONE SOURCE)
_CLCM5V3	NUM		2014-2016, 2018	VERSION 3 CHILD COMBINED LAND-LINE AND CELL FIFTH MARGIN (TELEPHONE SOURCE)
_CLCPM01	NUM		2014-2018	CHILD COMBINED LAND-LINE AND CELL FIRST MARGIN (AGE/GENDER)
_CLCPM02	NUM		2014-2018	CHILD COMBINED LAND AND CELL SECOND MARGIN (RACE-ETHNICITY)
_CLCPM03	NUM		2014-2018	CHILD COMBINED LAND-LINE AND CELL THIRD MARGIN (GENDER-RACE/ETHNICITY)
_CLCPM04	NUM		2014-2018	CHILD COMBINED LAND-LINE AND CELL FOURTH MARGIN (AGE-RACE/ETHNICITY)
_CLCPM05	NUM		2014-2018	CHILD COMBINED LAND-LINE AND CELL FIFTH MARGIN (TELEPHONE SERVICE)
_CLCWTV1	NUM		2014-2018	VERSION 1 CHILD WEIGHT: LAND-LINE AND CELL-PHONE DATA
_CLCWTV2	NUM		2014-2018	VERSION 2 CHILD WEIGHT: LAND-LINE AND CELL-PHONE DATA
_CLCWTV3	NUM		2014-2016, 2018	VERSION 3 CHILD WEIGHT: LAND-LINE AND CELL-PHONE DATA
_CLDWTV1	NUM		2014	FINAL CHILD WEIGHT QUESTIONNAIRE VERSION 1: LAND-LINE DATA ONLY
_CLDWTV2	NUM		2014	FINAL CHILD WEIGHT QUESTIONNAIRE VERSION 2: LAND-LINE DATA ONLY
_CLDWTV3	NUM		2014	FINAL CHILD WEIGHT QUESTIONNAIRE VERSION3: LAND-LINE DATA ONLY
_CLLCPWT	NUM		2014-2018	FINAL CHILD WEIGHT: LAND-LINE AND CELL-PHONE DATA
_CMG01V1	NUM		2014	VERSION 1 CHILD LAND-LINE FIRST MARGIN (AGE-GENDER)
_CMG01V2	NUM		2014	VERSION 2 CHILD LAND-LINE FIRST MARGIN (AGE-GENDER)
_CMG01V3	NUM		2014	VERSION 3 CHILD LAND-LINE FIRST MARGIN (AGE-GENDER)
_CMG02V1	NUM		2014	VERSION 1 CHILD LAND-LINE SECOND MARGIN (RACE/ETHNICITY)

Part II: SAS Dataset Data Documentation

VARIABLE	TYPE	FORMAT	YEAR	LABEL
_CMG02V2	NUM		2014	VERSION 2 CHILD LAND-LINE SECOND MARGIN (RACE/ETHNICITY)
_CMG02V3	NUM		2014	VERSION 3 CHILD LAND-LINE SECOND MARGIN (RACE/ETHNICITY)
_CMG03V1	NUM		2014	VERSION 1 CHILD LAND-LINE THIRD MARGIN (GENDER-RACE/ETHNICITY)
_CMG03V2	NUM		2014	VERSION 2 CHILD LAND-LINE THIRD MARGIN (GENDER-RACE/ETHNICITY)
_CMG03V3	NUM		2014	VERSION 3 CHILD LAND-LINE THIRD MARGIN (GENDER-RACE/ETHNICITY)
_CMG04V1	NUM		2014	VERSION 1 CHILD LAND-LINE FOURTH MARGIN (AGE-RACE/ETHNICITY)
_CMG04V2	NUM		2014	VERSION 2 CHILD LAND-LINE FOURTH MARGIN (AGE-RACE/ETHNICITY)
_CMG04V3	NUM		2014	VERSION 3 CHILD LAND-LINE FOURTH MARGIN (AGE-RACE/ETHNICITY)
_CMRG01	NUM		2014	CHILD LAND-LINE FIRST MARGIN (AGE-GENDER)
_CMRG02	NUM		2014	CHILD LAND-LINE SECOND MARGIN (RACE/ETHNICITY)
_CMRG03	NUM		2014	CHILD LAND-LINE THIRD MARGIN (GENDER-RACE/ETHNICITY)
_CMRG04	NUM		2014	CHILD LAND-LINE FOURTH MARGIN (AGE-RACE/ETHNICITY)
_COL10YR	NUM	_COL10YR.	2014, 2016, 2018	RESPONDENTS AGED 50-75 WHO HAVE HAD A COLONOSCOPY IN THE PAST TEN YEARS
_CPRACE	NUM	_CRACE.	2014-2018	PREFERRED CHILD RACE CATEGORIES
_CPST00	NUM		2008-2011	POSTSTRATIF. TO 2000 CALIFORNIA POP--_CWT00
_CPST002	NUM		2009-2010	POSTSTRAT WT 2000 CA POP--_CWT002
_CPST00B	NUM		2008-2011	POSTSTRATIF. TO 2000 CALIFORNIA POP--_CWT00B
_CPST00B2	NUM		2009-2010	POSTSTRAT WT 2000 CA POP--_CWT00B2
_CPST00C	NUM		2008-2011	POSTSTRATIF. TO 2000 CALIFORNIA--_CWT00R4
_CPST00C2	NUM		2009-2010	POSTSTRAT WT 2000 CA POP--_CWT00R42
_CPST10	NUM		2011	POSTSTRATIF. TO 2010 CALIFORNIA POP--_CWT10
_CPST102	NUM		2011	POSTSTRAT WT 2010 CA POP--_CWT102
_CPST10B	NUM		2011	POSTSTRATIF. TO 2010 CALIFORNIA POP--_CWT10B
_CPST10B2	NUM		2011	POSTSTRAT WT 2010 CA POP--_CWT10B2
_CPST10C	NUM		2011	POSTSTRATIF. TO 2010 CALIFORNIA--_CWT10R4
_CPST10C2	NUM		2011	POSTSTRAT WT 2010 CA POP--_CWT10R42
_CRACE1	NUM	_RACEC.	2014-2018	CHILD NON-HISPANIC RACE INCLUDING MULTIRACIAL
_CRCREC	NUM	_CRCREC.	2014, 2016, 2018	RESPONDENTS AGED 50-75 WHO HAVE FULLY MET THE USPSTF RECOMMENDATION
_CSA	NUM		1984-2018	CLUSTER SIZE ADJUSTMENT
_CURECIG	NUM	_YNC.	2016-2017	CURRENT E-CIGARETTE USER
_CWT00	NUM		2008-2011	6 AGE, 2 RACE, 2 SEX GROUPS (ALL VERSION COMBINED), WEIGHTED TO 2000 POPULATION
_CWT002	NUM		2009-2010	6 AGE, 2 RACE, 2 SEX GROUPS (VERSIONS 1 & 2 COMBINED), WEIGHTED TO 2000 POPULATION

Part II: SAS Dataset Data Documentation

VARIABLE	TYPE	FORMAT	YEAR	LABEL
_CWT00B	NUM		2008-2011	3 AGE, 4 RACE, 2 SEX GROUPS (ALL VERSIONS COMBINED), WEIGHTED TO 2000 POPULATION
_CWT00B2	NUM		2009-2010	2 AGE, 4 RACE, 2 SEX GROUPS (VERSIONS 1 & 2COMBINED), WEIGHTED TO 2000 POPULATION
_CWT00R4	NUM		2008-2011	6 AGE, 4 RACE, 2 SEX GROUPS (ALL VERSIONS COMBINED), WEIGHTED TO 2000 POPULATION
_CWT00R42	NUM		2009-2010	6 AGE, 4 RACE, 2 SEX GROUPS (VERSIONS 1 & 2COMBINED), WEIGHTED TO 2000 POPULATION
_CWT10	NUM		2011-2017	6 AGE, 2 RACE, 2 SEX GROUPS (ALL VERSION COMBINED), WEIGHTED TO 2010 POPULATION
_CWT102	NUM		2011-2017	6 AGE, 2 RACE, 2 SEX GROUPS (VERSIONS 1 & 2COMBINED), WEIGHTED TO 2010 POPULATION
_CWT10B	NUM		2011-2017	3 AGE, 4 RACE, 2 SEX GROUPS (ALL VERSIONS COMBINED), WEIGHTED TO 2010 POPULATION
_CWT10B2	NUM		2011-2017	2 AGE, 4 RACE, 2 SEX GROUPS (VERSIONS 1 & 2COMBINED), WEIGHTED TO 2010 POPULATION
_CWT10R4	NUM		2011-2016	6 AGE, 4 RACE, 2 SEX GROUPS (3 VERSIONS COMBINED), WEIGHTED TO 2010 POPULATION
_CWT10R42	NUM		2011-2017	6 AGE, 4 RACE, 2 SEX GROUPS (VERSIONS 1 & 2 COMBINED), WEIGHTED TO 2010 POPULATION
_DENSTR	NUM		2014-2018	SAMPLE DENSITY STRATUM
_DENVST2	NUM	_YNB.	2014, 2016	ADULTS WHO HAVE VISITED A DENTIST, DENTAL HYGIENIST OR DENTAL CLINIC W/IN THE PAST YEAR
_DENVST3			2018	
_DIET	NUM	I.	1990-1991, 1994, 1996, 1998, 2000-2010	HOW OFTEN EAT FRUITS AND VEGETABLES/DAY
_DIET11	NUM	XIX.	2011-2013	HOW OFTEN EAT FRUITS & VEGETABLES PER DAY
_DIET112	NUM	XIX.	2011-2013	HOW OFTEN EAT FRUITS & VEGETABLES PER DAY- NOT TRUNCATED
_DIET2	NUM	I.	2004-2010	HOW OFTEN EAT FRUITS & VEGETABLES PER DAY- NOT TRUNCATED
_DRDXAR1	NUM	_ARTHRITIS.	2014-2018	RESPONDENTS DIAGNOSED WITH ARTHRITIS
_DRE1	NUM	_COLRECA.	1988-1992	NEVER/EVER HAD DIGITAL RECTAL EXAM
_DRE193	NUM	_COLRECA.	1993	NEVER/EVER HAD DIGITAL RECTAL EXAM
_DRE1A	NUM	_COLRECA.	1995	NEVER/EVER HAD DIGITAL RECTAL EXAM
_DRE2	NUM	_COLRECB.	1988-1992	DIGITAL RECTAL EXAM KNOWLEDGE AND STATUS
_DRE293	NUM	_COLRECB.	1993	DIGITAL RECTAL EXAM KNOWLEDGE AND STATUS
_DRE2A	NUM	_CHOLB.	1995	DIGITAL RECTAL EXAM KNOWLEDGE AND STATUS
_DRE3A	NUM	_CHOLB.	2001-2002, 2004, 2006, 2010	NEVER/EVER HAD DIGITAL RECTAL EXAM
_DRE4A	NUM	_CHOLB.	2001-2002, 2004, 2006	DIGITAL RECTAL EXAM KNOWLEDGE AND STATUS
_DRE5A	NUM	_CHOLC.	2010	DIGITAL RECTAL EXAM STATUS
_DRNKDRV	NUM	_DRNKDRV.	2016, 2018	DRINKING AND DRIVING

Part II: SAS Dataset Data Documentation

VARIABLE	TYPE	FORMAT	YEAR	LABEL
_DRNKDY4	NUM	_DRNKDY4a.	2014	COMPUTED NUMBER OF DRINKS OF ALCOHOL BEVERAGES PER DAY
_DRNKMO	NUM	VIII.	1984-1992, 1995-2010	TOTAL NUMBER ALL DRINKS A MONTH
_DRNKMO1	NUM	VIII.	1993	TOTAL NUMBER ALL DRINKS A MONTH
_DRNKMO2	NUM	VIII.	2011-2014	TOTAL NUMBER ALL DRINKS A MONTH (2011 AND LATER)
_DRNKWEK	NUM	_DRNKWEK.	2015-2018	CALCULATED TOTAL NUMBER OF ALCOHOLIC BEVERAGES CONSUMED PER WEEK
_DROCDY3	NUM	DROCDY3A.	2014-2018	DRINK OCCASION PER DAY
_DUALCOR	NUM		2014-2018	DUAL PHONE USE CORRECTION FACTOR
_DUALUSE	NUM	_DUALUSE.	2014-2018	DUAL PHONE USE CATEGORIES
_ECIGSTS	NUM	_ECIGSTS.	2016-2017	E-CIGARETTE USER STATUS
_EDUCAG	NUM	_EDUCAG.	2014-2018	COMPUTED LEVEL OF EDUCATION COMPLETED CATEGORIES
_EXTETH2	NUM	_RFA.	2014, 2016	RISK FACTOR FOR HAVING HAD PERMANENT TEETH EXTRACTED
_EXTETH3			2018	
_FALLIN2	NUM	I.	2012	TIMES INJURED FROM FALL IN PAST 12 MONTHS – CONSTRUCTED
_FALLINJ	NUM	I.	2008, 2010	TIMES INJURED FROM FALL IN PAST 3 MONTHS –CONSTRUCTED
_FC60	NUM	I.	2012-2013, 2015, 2017	ESTIMATED FUNCTIONAL CAPACITY
_FLSHOT6	NUM	_YN65a.	2014-2018	FLU SHOT CALCULATED VARIABLE
_FOBTFS	NUM	_FOBTFS.	2014, 2016, 2018	RESPONDENTS AGED 50-75 WHO HAVE HAD A BLOOD STOOL TEST WITHIN THE PAST 3 YEARS AND A SIGMOIDOSCOPY
_FOSTER	NUM	I.	2008-2009	TOTAL NUMBER OF FOSTER CHILDREN
_FRNCHDA	NUM	I.	2017	FRENCH FRY INTAKE IN TIMES PER DAY
_FRT16	NUM	_INC.	2015	REPORTED CONSUMING FRUIT > 16 PER DAY
_FRT16A	NUM	_INC.	2017	REPORTED CONSUMING FRUIT > 16 PER DAY
_FRTL1	NUM	_CONS.	2015	CONSUME FRUIT 1 OR MORE TIMES PER DAY
_FRTL1A	NUM	_CONS.	2017	CONSUME FRUIT 1 OR MORE TIMES PER DAY
_FRTRES1	NUM	_INC.	2017	MISSING ANY FRUIT RESPONSES
_FRTRESP	NUM	_INC.	2015	MISSING ANY FRUIT RESPONSES
_FRUIT11	NUM	XIX.	2011-2013	HOW OFTEN EAT FRUIT PER DAY
_FRUIT2	NUM		2001	HOW OFTEN EAT FRUIT PER DAY
_FRUIT90	NUM	I.	1990-1991, 1994, 1996, 1998, 2000, 2002-2010	HOW OFTEN EAT FRUIT PER DAY
_FRUITE1	NUM	_EXC.	2017	FRUIT EXCLUSION FROM ANALYSIS
_FRUITEX	NUM	_EXC.	2015	FRUIT EXCLUSION FROM ANALYSIS
_FRUTDA1	NUM	I.	2015	FRUIT INTAKE IN TIMES PER DAY
_FRUTDA2	NUM	I.	2017	COMPUTED FRUIT INTAKE IN TIMES PER DAY
_FRUTSU1	NUM	I.	2017	TOTAL FRUITS CONSUMED PER DAY
_FRUTSUM	NUM	I.	2015	TOTAL FRUITS CONSUMED PER DAY
_FS5YR	NUM	_FS5YR.	2014, 2016, 2018	RESPONDENTS AGED 50-75 WHO HAVE HAD A SIGMOIDOSCOPY WITHIN THE PAST 5 YEARS
_FTJUDA1	NUM	I.	2015	FRUIT JUICE INTAKE IN TIMES PER DAY
_FTJUDA2	NUM	I.	2017	COMPUTED FRUIT JUICE INTAKE IN TIMES PER DAY
_GEOSTR	NUM		2014-2018	GEOGRAPHIC STRATUM CODE
_GREnda1	NUM	I.	2017	COMPUTED DARK GREEN VEGETABLE INTAKE IN TIMES PER DAY
_GREndAY	NUM	I.	2015	DARK GREEN VEGETABLE INTAKE IN TIMES PER DAY

Part II: SAS Dataset Data Documentation

VARIABLE	TYPE	FORMAT	YEAR	LABEL
_HCVU651	NUM	_HCVU651.	2014-2018	RESPONDENTS AGED 18-64 WITH HEALTH CARE COVERAGE
_HFOB3YR	NUM	_HFOB3YR.	2014, 2016, 2018	RESPONDENTS AGED 50-75 WHO HAVE HAD A BLOOD STOOL TEST WITHIN THE PAST 3 YEARS
_HHOLDWT	NUM		2014	FINAL HOUSEHOLD WEIGHT: LAND-LINE ONLY
_HISPANC	NUM	_HISPAN.	2014-2018	HISPANIC, LATINO/A, OR SPANISH ORIGIN
_IMPAGE	NUM	_AGEG.	2014-2018	IMPUTED AGE VALUE USED TO DETERMINE AGE GROUPS
_IMPCAGE	NUM	_CAGE.	2014-2018	IMPUTED CHILD AGE
_IMPCRAC	NUM	_RACEA.	2014-2018	IMPUTED CHILD RACE/ ETHNICITY
_IMPCSEX	NUM	_SEX.	2014-2018	IMPUTED CHILD GENDER
_IMPCTY	NUM	COUNTYA.	2015-2018	IMPUTED COUNTY
_IMPEDUC	NUM	EDUCAC.	2014-2018	IMPUTED EDUCATION LEVEL
_IMPHOME	NUM	RENT.	2014-2018	IMPUTED RENT OR OWN HOME STATUS
_IMPMRTL	NUM	_MARITAL.	2014-2018	IMPUTED MARITAL STATUS
_IMPNPH	NUM		2014-2018	IMPUTED NUMBER OF PHONES
_IMPRACE	NUM	_RACEB.	2014-2018	IMPUTED RACE/ ETHNICITY VALUE
_IMPSEX	NUM	_SEX.	2016-2018	IMPUTED GENDER
_INCOMG	NUM	_INCOME.	2014-2018	COMPUTED INCOME CATEGORIES
_JUICE	NUM		1990-1991	HOW OFTEN DRINK FRUIT JUICE PER DAY
_JUICE11	NUM	XIX.	2011-2013	HOW OFTEN DRINK 100% PURE FRUIT JUICE PER DAY
_JUICE2	NUM		2001	HOW OFTEN DRINK FRUIT JUICE PER DAY
_JUICE94	NUM		1994, 1996, 1998, 2000, 2002-2010	HOW OFTEN DRINK FRUIT JUICE PER DAY
_LANDWT	NUM		2014	FINAL WEIGHT: LAND-LINE DATA ONLY
_LANDWT2	NUM		2014	TRUNCATED DESIGN WEIGHT USED IN ADULT LAND-LINE RAKING
_LCM01V1	NUM		2014-2018	VERSION 1 COMBINED LAND-LINE AND CELL-PHONE FIRST MARGIN (AGE-GENDER)
_LCM01V2	NUM		2014-2018	VERSION 2 COMBINED LAND-LINE AND CELL-PHONE FIRST MARGIN (AGE-GENDER)
_LCM01V3	NUM		2014-2016, 2018	VERSION 3 COMBINED LAND-LINE AND CELL-PHONE FIRST MARGIN (AGE-GENDER)
_LCM02V1	NUM		2014-2018	VERSION 1 COMBINED LAND-LINE AND CELL-PHONE SECOND MARGIN (RACE/ETHNICITY)
_LCM02V2	NUM		2014-2018	VERSION 2 COMBINED LAND-LINE AND CELL-PHONE SECOND MARGIN (RACE/ETHNICITY)
_LCM02V3	NUM		2014-2016, 2018	VERSION 3 COMBINED LAND-LINE AND CELL-PHONE SECOND MARGIN (RACE/ETHNICITY)
_LCM03V1	NUM	_EDUC4CAT.	2014-2018	VERSION 1 COMBINED LAND-LINE AND CELL-PHONE THIRD MARGIN (EDUCATION)
_LCM03V2	NUM	_EDUC4CAT.	2014-2018	VERSION 2 COMBINED LAND-LINE AND CELL-PHONE THIRD MARGIN (EDUCATION)
_LCM03V3	NUM	_EDUC4CAT.	2014-2016, 2018	VERSION 3 COMBINED LAND-LINE AND CELL-PHONE THIRD MARGIN (EDUCATION)
_LCM04V1	NUM	_MARITAL3.	2014-2018	VERSION 1 COMBINED LAND-LINE AND CELL-PHONE FOURTH MARGIN (MARITAL STATUS)
_LCM04V2	NUM	_MARITAL3.	2014-2018	VERSION 2 COMBINED LAND-LINE AND CELL-PHONE FOURTH MARGIN (MARITAL STATUS)
_LCM04V3	NUM	_MARITAL3.	2014-2016, 2018	VERSION 3 COMBINED LAND-LINE AND CELL-PHONE FOURTH MARGIN (MARITAL STATUS)
_LCM05V1	NUM		2014-2018	VERSION 1 COMBINED LAND-LINE AND CELL-PHONE FIFTH MARGIN (HOME OWNERSHIP)

Part II: SAS Dataset Data Documentation

VARIABLE	TYPE	FORMAT	YEAR	LABEL
_LCM05V2	NUM		2014-2018	VERSION 2 COMBINED LAND-LINE AND CELL-PHONE FIFTH MARGIN (HOME OWNERSHIP)
_LCM05V3	NUM		2014-2016, 2018	VERSION 3 COMBINED LAND-LINE AND CELL-PHONE FIFTH MARGIN (HOME OWNERSHIP)
_LCM06V1	NUM		2014-2018	VERSION 1 COMBINED LAND-LINE AND CELL-PHONE SIXTH MARGIN (GENDER-RACE/ETHNICITY)
_LCM06V2	NUM		2014-2018	VERSION 2 COMBINED LAND-LINE AND CELL-PHONE SIXTH MARGIN (GENDER-RACE/ETHNICITY)
_LCM06V3	NUM		2014-2016, 2018	VERSION 3 COMBINED LAND-LINE AND CELL-PHONE SIXTH MARGIN (GENDER-RACE/ETHNICITY)
_LCM07V1	NUM		2014-2018	VERSION 1 COMBINED LAND-LINE AND CELL-PHONE SEVENTH MARGIN (AGE-RACE/ETHNICITY)
_LCM07V2	NUM		2014-2018	VERSION 2 COMBINED LAND-LINE AND CELL-PHONE SEVENTH MARGIN (AGE-RACE/ETHNICITY)
_LCM07V3	NUM		2014-2016, 2018	VERSION 3 COMBINED LAND-LINE AND CELL-PHONE SEVENTH MARGIN (AGE-RACE/ETHNICITY)
_LCM08V1	NUM		2014-2018	VERSION 1 COMBINED LAND-LINE AND CELL-PHONE EIGHTH MARGIN (TELEPHONE SERVICE)
_LCM08V2	NUM		2014-2018	VERSION 2 COMBINED LAND-LINE AND CELL-PHONE EIGHTH MARGIN (TELEPHONE SERVICE)
_LCM08V3	NUM		2014-2016, 2018	VERSION 3 COMBINED LAND-LINE AND CELL-PHONE EIGHTH MARGIN (TELEPHONE SERVICE)
_LCM09V1	NUM		2014-2018	VERSION 1 COMBINED LAND-LINE AND CELL-PHONE NINTH MARGIN (REGIONS)
_LCM09V2	NUM		2014-2018	VERSION 2 COMBINED LAND-LINE AND CELL-PHONE NINTH MARGIN (REGIONS)
_LCM09V3	NUM		2014-2016, 2018	VERSION 3 COMBINED LAND-LINE AND CELL-PHONE NINTH MARGIN (REGIONS)
_LCM10V1	NUM		2014-2018	VERSION 1 COMBINED LAND-LINE AND CELL-PHONE TENTH MARGIN (REGIONS-AGE)
_LCM10V2	NUM		2014-2018	VERSION 2 COMBINED LAND-LINE AND CELL-PHONE TENTH MARGIN (REGIONS-AGE)
_LCM10V3	NUM		2014-2016, 2018	VERSION 3 COMBINED LAND-LINE AND CELL-PHONE TENTH MARGIN (REGIONS-AGE)
_LCM11V1	NUM		2014-2018	VERSION 1 COMBINED LAND-LINE AND CELL-PHONE ELEVENTH MARGIN (REGIONS-GENDER)
_LCM11V2	NUM		2014-2018	VERSION 2 COMBINED LAND-LINE AND CELL-PHONE ELEVENTH MARGIN (REGIONS-GENDER)
_LCM11V3	NUM		2014-2016, 2018	VERSION 3 COMBINED LAND-LINE AND CELL-PHONE ELEVENTH MARGIN (REGIONS-GENDER)
_LCM12V1	NUM		2014-2018	VERSION 1 COMBINED LAND-LINE AND CELL-PHONE TWELFTH MARGIN (REGIONS-RACE/ETHNICITY)
_LCM12V2	NUM		2014-2018	VERSION 2 COMBINED LAND-LINE AND CELL-PHONE TWELFTH MARGIN (REGIONS-RACE/ETHNICITY)

Part II: SAS Dataset Data Documentation

VARIABLE	TYPE	FORMAT	YEAR	LABEL
_LCM12V3	NUM		2014-2016, 2018	VERSION 3 COMBINED LAND-LINE AND CELL-PHONE TWELFTH MARGIN (REGIONS-RACE/ETHNICITY)
_LCPWTV1	NUM		2014-2018	VERSION 1 WEIGHT: LAND-LINE AND CELL-PHONE DATA
_LCPWTV2	NUM		2014-2018	VERSION 2 WEIGHT: LAND-LINE AND CELL-PHONE DATA
_LCPWTV3	NUM		2014-2016, 2018	VERSION 3 WEIGHT: LAND-LINE AND CELL-PHONE DATA
_LLCPM01	NUM		2014-2018	COMBINED LAND-LINE AND CELL-PHONE FIRST MARGIN (AGE-GENDER)
_LLCPM02	NUM		2014-2018	COMBINED LAND-LINE AND CELL-PHONE SECOND MARGIN (RACE/ETHNICITY)
_LLCPM03	NUM	_EDUC4CAT.	2014-2018	COMBINED LAND-LINE AND CELL-PHONE THIRD MARGIN (EDUCATION)
_LLCPM04	NUM	_MARITAL3.	2014-2018	COMBINED LAND-LINE AND CELL-PHONE FOURTH MARGIN (MARITAL STATUS)
_LLCPM05	NUM		2014-2018	COMBINED LAND-LINE AND CELL-PHONE FIFTH MARGIN (HOME OWNERSHIP)
_LLCPM06	NUM		2014-2018	COMBINED LAND-LINE AND CELL-PHONE SIXTH MARGIN (GENDER-RACE/ETHNICITY)
_LLCPM07	NUM		2014-2018	COMBINED LAND-LINE AND CELL-PHONE SEVENTH MARGIN (AGE-RACE/ETHNICITY)
_LLCPM08	NUM		2014-2018	COMBINED LAND-LINE AND CELL-PHONE EIGHTH MARGIN (TELEPHONE SOURCE)
_LLCPM09	NUM		2014-2018	COMBINED LAND-LINE AND CELL-PHONE NINTH MARGIN (REGIONS)
_LLCPM10	NUM		2014-2018	COMBINED LAND-LINE AND CELL-PHONE TENTH MARGIN (REGIONS-AGE)
_LLCPM11	NUM		2014-2018	COMBINED LAND-LINE AND CELL-PHONE ELEVENTH MARGIN (REGIONS-GENDER)
_LLCPM12	NUM		2014-2018	COMBINED LAND-LINE AND CELL-PHONE TWELFTH MARGIN (REGIONS-RACE/ETHNICITY)
_LLCPM13	NUM		2014-2018	COMBINED LAND-LINE AND CELL-PHONE THIRTEENTH MARGIN (COUNTIES)
_LLCPM14	NUM		2014-2018	COMBINED LAND-LINE AND CELL-PHONE FOURTEENTH MARGIN (COUNTIES-RACE/ETHNICITY)
_LLCPM15	NUM		2014-2018	COMBINED LAND-LINE AND CELL-PHONE FIFTEENTH MARGIN (COUNTIES-AGE)
_LLCPM16	NUM		2014-2018	COMBINED LAND-LINE AND CELL-PHONE SIXTEENTH MARGIN (COUNTIES-SEX)
_LLCPWT	NUM		2014-2018	FINAL WEIGHT: LAND-LINE AND CELL-PHONE DATA
_LLCPWT2	NUM		2014-2018	TRUNCATED DESIGN WEIGHT USED IN ADULT COMBINED LAND-LINE AND CELL-PHONE RANKING
_LMTACT1	NUM	_LMT.	2015, 2017	ARTHRITIS LIMITED USUAL ACTIVITIES
_LMTSCL1	NUM	_LMT.	2015, 2017	ARTHRITIS LIMITED SOCIAL ACTIVITIES
_LMTWRK1	NUM	_LMT.	2015, 2017	ARTHRITIS LIMITED WORK ACTIVITIES
_LNDWTV1	NUM		2014	FINAL WEIGHT QUESTIONNAIRE VERSION 1: LAND-LINE DATA ONLY
_LNDWTV2	NUM		2014	FINAL WEIGHT QUESTIONNAIRE VERSION 2: LAND-LINE DATA ONLY
_LNDWTV3	NUM		2014	FINAL WEIGHT QUESTIONNAIRE VERSION 3: LAND-LINE DATA ONLY

Part II: SAS Dataset Data Documentation

VARIABLE	TYPE	FORMAT	YEAR	LABEL
_LTASTH1	NUM	_YNB.	2014-2018	LIFETIME ASTHMA CALCULATED VARIABLE
_M_RACE	NUM	_MRACE.	2014-2018	CALCULATED NON-HISPANIC RACE INCLUDING MULTIRACIAL
_MAM5021	NUM	_MAM5021.	2014, 2016	WOMEN RESPONDENTS AGED 50-74 WHO HAVE HAD A MAMMOGRAM IN THE PAST TWO YEARS
_MAM5022	NUM		2018	
_MAM502Y	NUM	_YN50M.	2014	WOMEN RESPONDENTS AGED 50+ WHO HAVE HAD A MAMMOGRAM IN THE PAST TWO YEARS
_MAMM1	NUM	_BREASTA.	1987-2000	NEVER/EVER HAD MAMMOGRAM, ASYMPTOMATIC
_MAMM2	NUM	_BREASTB.	1987-2000	MAMMOGRAPHY STATUS, ASYMPTOMATIC WOMEN
_MAMM3	NUM	_BREASTA.	1987-2000	NEVER/EVER HAD MAMMOGRAM, ALL WOMEN
_MAMM4	NUM	_BREASTB.	1987-2000	MAMMOGRAPHY STATUS, ALL WOMEN
_MAMM5	NUM	_PAPC.	2002, 2004, 2006, 2010, 2012-2013	NEVER/EVER HAD MAMMOGRAM, ALL WOMEN
_MAMM6	NUM	_PAPD.	2002, 2004, 2006, 2010, 2012-2013	MAMMOGRAPHY STATUS, ALL WOMEN
_MAXVO2	NUM	I.	2012-2013, 2015, 2017	ESTIMATED AGE-GENDER SPECIFIC MAXIMUM OXYGEN CONSUMPTION
_MENT14D	NUM	_HLTH14D.	2016-2018	MENTAL HEALTH STATUS
_METVAL1	NUM	_MET.	2011-2013	CALCULATED VARIABLE FOR ACTIVITY MET VALUE FOR FIRST ACTIVITY
_METVAL2	NUM	_MET.	2011-2013	CALCULATED VARIABLE FOR ACTIVITY MET VALUE FOR SECOND ACTIVITY
_METVL11	NUM	_MET.	2015, 2017	CALCULATED VARIABLE FOR ACTIVITY MET VALUE FOR FIRST ACTIVITY (NOTE: ONE IMPLIED DECIMAL PLACE)
_METVL21	NUM	_MET.	2015, 2017	CALCULATED VARIABLE FOR ACTIVITY MET VALUE FOR SECOND ACTIVITY (NOTE: ONE IMPLIED DECIMAL PLACE)
_MICHD	NUM	YESNO.	2015-2018	REPORTED HAVING MYOCARDIAL INFARCTION OR CORONARY HEART DISEASE
_MINAC11	NUM	I.	2015, 2017	MINUTES OF ACTIVITY PER WEEK FOR FIRST ACTIVITY
_MINAC21	NUM	I.	2015, 2017	MINUTES OF ACTIVITY PER WEEK FOR SECOND ACTIVITY
_MINACT1	NUM	I.	2012-2013	MINUTES OF PHYSICAL ACTIVITY PER WEEK FOR FIRST ACTIVITY
_MINACT2	NUM	I.	2012-2013	MINUTES OF PHYSICAL ACTIVITY PER WEEK FOR SECOND ACTIVITY
_MISFRT1	NUM	I,	2017	THE NUMBER OF MISSING FRUIT RESPONSES
_MISFRTN	NUM	I.	2015	NUMBER OF MISSING FRUIT RESPONSES
_MISVEG1	NUM	I.	2017	THE NUMBER OF MISSING VEGETABLE RESPONSES
_MISVEGN	NUM	I.	2015	NUMBER OF MISSING VEGETABLE RESPONSES
_MIXEDVG	NUM		2001	HOW OFTEN EAT MIXED VEG PER DAY
_MRACE1	NUM	_RACEC.	2014-2018	CALCULATED NON-HISPANIC RACE INCLUDING MULTIRACIAL
_MRG01	NUM		2014	LAND-LINE FIRST MARGIN (AGE-GENDER)
_MRG01V1	NUM		2014	VERSION 1 LAND-LINE FIRST MARGIN (AGE-GENDER)
_MRG01V2	NUM		2014	VERSION 2 LAND-LINE FIRST MARGIN (AGE-GENDER)

Part II: SAS Dataset Data Documentation

VARIABLE	TYPE	FORMAT	YEAR	LABEL
_MRG01V3	NUM		2014	VERSION 3 LAND-LINE FIRST MARGIN (AGE-GENDER)
_MRG02	NUM		2014	LAND-LINE SECOND MARGIN (RACE/ETHNICITY)
_MRG02V1	NUM		2014	VERSION 1 LAND-LINE SECOND MARGIN (RACE/ETHNICITY)
_MRG02V2	NUM		2014	VERSION 2 LAND-LINE SECOND MARGIN (RACE/ETHNICITY)
_MRG02V3	NUM		2014	VERSION 3 LAND-LINE SECOND MARGIN (RACE/ETHNICITY)
_MRG03	NUM	_EDUC4CAT.	2014	LAND-LINE THIRD MARGIN (EDUCATION)
_MRG03V1	NUM	_EDUC4CAT.	2014	VERSION 1 LAND-LINE THIRD MARGIN (EDUCATION)
_MRG03V2	NUM	_EDUC4CAT.	2014	VERSION 2 LAND-LINE THIRD MARGIN (EDUCATION)
_MRG03V3	NUM	_EDUC4CAT.	2014	VERSION 3 LAND-LINE THIRD MARGIN (EDUCATION)
_MRG04	NUM	_MARITAL3.	2014	LAND-LINE FOURTH MARGIN (MARITAL STATUS)
_MRG04V1	NUM	_MARITAL3.	2014	VERSION 1 LAND-LINE FOURTH MARGIN (MARITAL STATUS)
_MRG04V2	NUM	_MARITAL3.	2014	VERSION 2 LAND-LINE FOURTH MARGIN (MARITAL STATUS)
_MRG04V3	NUM	_MARITAL3.	2014	VERSION 3 LAND-LINE FOURTH MARGIN (MARITAL STATUS)
_MRG05	NUM		2014	LAND-LINE FIFTH MARGIN (HOME OWNERSHIP)
_MRG05V1	NUM		2014	VERSION 1 LAND-LINE FIFTH MARGIN (HOME OWNERSHIP)
_MRG05V2	NUM		2014	VERSION 2 LAND-LINE FIFTH MARGIN (HOME OWNERSHIP)
_MRG05V3	NUM		2014	VERSION 3 LAND-LINE FIFTH MARGIN (HOME OWNERSHIP)
_MRG06	NUM		2014	LAND-LINE SIXTH MARGIN (GENDER-RACE/ETHNICITY)
_MRG06V1	NUM		2014	VERSION 1 LAND-LINE SIXTH MARGIN (GENDER-RACE/ETHNICITY)
_MRG06V2	NUM		2014	VERSION 2 LAND-LINE SIXTH MARGIN (GENDER-RACE/ETHNICITY)
_MRG06V3	NUM		2014	VERSION 3 LAND-LINE SIXTH MARGIN (GENDER-RACE/ETHNICITY)
_MRG07	NUM		2014	LAND-LINE SEVENTH MARGIN (AGE-RACE/ETHNICITY)
_MRG07V1	NUM		2014	VERSION 1 LAND-LINE SEVENTH MARGIN (AGE-RACE/ETHNICITY)
_MRG07V2	NUM		2014	VERSION 2 LAND-LINE SEVENTH MARGIN (AGE-RACE/ETHNICITY)
_MRG07V3	NUM		2014	VERSION 3 LAND-LINE SEVENTH MARGIN (AGE-RACE/ETHNICITY)
_MRG08	NUM		2014	LAND-LINE EIGHTH MARGIN (REGIONS)
_MRG08V1	NUM		2014	VERSION 1 LAND-LINE EIGHTH MARGIN (REGIONS)
_MRG08V2	NUM		2014	VERSION 2 LAND-LINE EIGHTH MARGIN (REGIONS)
_MRG08V3	NUM		2014	VERSION 3 LAND-LINE EIGHTH MARGIN (REGIONS)
_MRG09	NUM		2014	LAND-LINE NINTH MARGIN (REGIONS-AGE)

Part II: SAS Dataset Data Documentation

VARIABLE	TYPE	FORMAT	YEAR	LABEL
_MRG09V1	NUM		2014	VERSION 1 LAND-LINE NINTH MARGIN (REGIONS-AGE)
_MRG09V2	NUM		2014	VERSION 2 LAND-LINE NINTH MARGIN (REGIONS-AGE)
_MRG09V3	NUM		2014	VERSION 3 LAND-LINE NINTH MARGIN (REGIONS-AGE)
_MRG10	NUM		2014	LAND-LINE TENTH MARGIN (REGIONS-GENDER)
_MRG10V1	NUM		2014	VERSION 1 LAND-LINE TENTH MARGIN (REGIONS-GENDER)
_MRG10V2	NUM		2014	VERSION 2 LAND-LINE TENTH MARGIN (REGIONS-GENDER)
_MRG10V3	NUM		2014	VERSION 3 LAND-LINE TENTH MARGIN (REGIONS-GENDER)
_MRG11	NUM		2014	LAND-LINE ELEVENTH MARGIN (REGIONS-RACE/ETHNICITY)
_MRG11V1	NUM		2014	VERSION 1 LAND-LINE ELEVENTH MARGIN (REGIONS-RACE/ETHNICITY)
_MRG11V2	NUM		2014	VERSION 2 LAND-LINE ELEVENTH MARGIN (REGIONS-RACE/ETHNICITY)
_MRG11V3	NUM		2014	VERSION 3 LAND-LINE ELEVENTH MARGIN (REGIONS-RACE/ETHNICITY)
_MSACODE	CHAR		2016-2018	METROPOLITAN STATISTICAL AREA CODE
_NBEERMO	NUM	VIII.	1984-1988, 1995-2000	TOTAL BEERS MONTHLY
_NLIQRMO	NUM	VIII.	1984-1988, 1995-2000	TOTAL LIQUORS MONTHLY
_NWINEMO	NUM	VIII.	1984-1988, 1995-2000	TOTAL WINES MONTHLY
_ORNGDAY	NUM	I.	2015	ORANGE-COLORED VEGETABLE INTAKE IN TIMES PER DAY
_OTHRVE11	NUM	X.	2011-2013	HOW OFTEN EAT OTHER VEGETABLES PER DAY
PA150R1	NUM	PA150R1.	2011-2013	MINUTES (OR VIGOROUS EQUIVALENT MINUTES) OF PHYSICAL ACTIVITY PER WEEK, 3 CATEGORIES
PA150R2	NUM	PA150R1.	2015, 2017	ADULTS THAT PARTICIPATED IN 150 MINUTES (OR VIGOROUS EQUIVALENT MINUTES) OF PHYSICAL ACTIVITY PER WEEK
_PA1MIN	NUM	I.	2015, 2017	MINUTES OF TOTAL PHYSICAL ACTIVITY PER WEEK
_PA1VIGM	NUM	I.	2015, 2017	MINUTES OF VIGOROUS PHYSICAL ACTIVITY PER WEEK FOR ACTIVITY ONE
_PA30021	NUM	PA3002L.	2015, 2017	ADULTS THAT PARTICIPATED IN 300 MINUTES (OR VIGOROUS EQUIVALENT MINUTES) OF PHYSICAL ACTIVITY PER WEEK (2-LEVELS)
_PA3002L	NUM	PA3002L.	2011-2013	300 MINUTES (OR VIGOROUS EQUIVALENT MINUTES) OF PHYSICAL ACTIVITY PER WEEK, 2 CATEGORIES
PA300R1	NUM	PA300R1.	2011-2013	300 MINUTES (OR VIGOROUS EQUIVALENT MINUTES) OF PHYSICAL ACTIVITY PER WEEK, 3 CATEGORIES
PA300R2	NUM	PA300R1.	2015, 2017	ADULTS THAT PARTICIPATED IN 300 MINUTES (OR VIGOROUS EQUIVALENT MINUTES) OF PHYSICAL ACTIVITY PER WEEK

Part II: SAS Dataset Data Documentation

VARIABLE	TYPE	FORMAT	YEAR	LABEL
_PACAT	NUM	PACAT.	2011-2013	PHYSICAL ACTIVITY LEVEL (HIGHLY ACTIVE, ACTIVE, INSUFFICIENTLY ACTIVE, INACTIVE)
_PACAT1	NUM	PACAT.	2015, 2017	PHYSICAL ACTIVITY CATEGORIES
_PADUR1	NUM	I.	2012-2013, 2015, 2017	MINUTES OF FIRST ACTIVITY
_PADUR2	NUM	I.	2012-2013, 2015, 2017	MINUTES OF SECOND ACTIVITY
_PAFREQ1	NUM	I.	2012-2013, 2015, 2017	PHYSICAL ACTIVITY FREQUENCY PER WEEK FOR FIRST ACTIVITY
_PAFREQ2	NUM	I.	2012-2013, 2015, 2017	PHYSICAL ACTIVITY FREQUENCY PER WEEK FOR SECOND ACTIVITY
_PAINDEX	NUM	PAINDEX.	2011-2013	MEETS 150+ MINS (OR VIGOROUS EQUIVALENT) OF PHYSICAL ACTIVITY RECOMMENDATION
_PAINDX1	NUM	PAINDEX.	2015, 2017	PHYSICAL ACTIVITY INDEX
_PAMIN	NUM	I.	2012-2013	TOTAL PHYSICAL ACTIVITY PER WEEK
_PAMIN1	NUM	I.	2012-2013	MINUTES OF PHYSICAL ACTIVITY PER WEEK FOR FIRST ACTIVITY
_PAMIN11	NUM	I.	2015, 2017	MINUTES OF PHYSICAL ACTIVITY PER WEEK FOR FIRST ACTIVITY
_PAMIN2	NUM		2012-2013	MINUTES OF PHYSICAL ACTIVITY PER WEEK FOR SECOND ACTIVITY
_PAMIN21	NUM	I.	2015, 2017	MINUTES OF PHYSICAL ACTIVITY PER WEEK FOR SECOND ACTIVITY
_PAMISS	NUM	PAMISS.	2012-2013	MISSING PHYSICAL ACTIVITY DATA
_PAMISS1	NUM	PAMISS.	2015, 2017	MISSING PHYSICAL ACTIVITY DATA
_PAP1	NUM	_PAPA.	1990-1991	NEVER/EVER PAP SMEAR, NO HYSTERECTOMY
_PAP2	NUM	_PAPB.	1990-1991	PAP SMEAR STATUS, WOMEN W/O HYSTERECTOMY
_PAP3	NUM	_PAPA.	1988-1991	NEVER/EVER PAP SMEAR, ALL WOMEN
_PAP4	NUM	_PAPB.	1988-1991	PAP SMEAR STATUS, ALL WOMEN
_PAP5	NUM	_PAPC.	1992-2000, 2002, 2004, 2006, 2010, 2012	NEVER/EVER PAP SMEAR, NO HYSTERECTOMY
_PAP6	NUM	_PAPD.	1992-2000, 2002, 2004, 2006, 2010, 2012	PAP SMEAR STATUS, WOMEN W/O HYSTERECTOMY
_PAP7	NUM	_PAPC.	1992-2000, 2002, 2004, 2006, 2010, 2012-2013	NEVER/EVER PAP SMEAR, ALL WOMEN
_PAP8	NUM	_PAPD.	1992-2000, 2002, 2004, 2006, 2010, 2012-2013	PAP SMEAR STATUS, ALL WOMEN
_PAREC	NUM	PAREC.	2011-2013	MEETS PHYSICAL ACTIVITY AEROBIC AND STRENGTHENING RECOMMENDATION
_PAREC1	NUM	PAREC.	2015, 2017	AEROBIC AND STRENGTHENING GUIDELINE
_PASTAE1	NUM	PASTAER.	2015, 2017	AEROBIC AND STRENGTHENING (2-LEVEL)
_PASTAER	NUM	PASTAER.	2011-2013	MEETS PHYSICAL ACTIVITY AEROBIC AND STRENGTHENING GUIDELINE, 2 CATEGORY
_PASTRNG	NUM	PASTRNG.	2011-2013, 2015, 2017	MEETS PHYSICAL ACTIVITY MUSCLE STRENGTHENING RECOMMENDATION, 4 CATEGORY
_PAVIG11	NUM	I.	2015, 2017	MINUTES OF VIGOROUS PHYSICAL ACTIVITY PER WEEK FOR FIRST ACTIVITY
_PAVIG21	NUM	I.	2015, 2017	MINUTES OF VIGOROUS PHYSICAL ACTIVITY PER WEEK FOR SECOND ACTIVITY

Part II: SAS Dataset Data Documentation

VARIABLE	TYPE	FORMAT	YEAR	LABEL
_PAVIGM1	NUM	I.	2012-2013	MINUTES OF VIGOROUS PHYSICAL ACTIVITY PER WEEK FOR FIRST ACTIVITY
_PAVIGM2	NUM	I.	2012-2013	MINUTES OF VIGOROUS PHYSICAL ACTIVITY PER WEEK FOR SECOND ACTIVITY
_PAVIGMN	NUM	I.	2012-2013	TOTAL MINUTES OF VIGOROUS PHYSICAL ACTIVITY PER WEEK
_PHYS14D	NUM	_HLTH14D.	2016-2018	PHYSICAL HEALTH STATUS
_PNEUMO2	NUM	_YN65.	2014-2017	PNEUMONIA VACCINATION CALCULATED VARIABLE
_PNEUMO3			2018	
_POTADA1	NUM	I.	2017	COMPUTED POTATO SERVINGS PER DAY
_POTATO	NUM	I.	1990-1991, 1994, 1996, 1998, 2000, 2002-2010	HOW OFTEN EAT POTATOES PER DAY
_POTATO2	NUM	I.	2001	HOW OFTEN EAT POTATOES PER DAY
_POVST	NUM	_POVST.	1995-2000	POVERTY STATUS--RELATIVE TO POVERTY LINE
_POVSTB19	NUM	_POVSTB.	1999-2000	POVERTY STATUS--200 %
_POVSTC	NUM	_POVSTC.	2001-2007	POVERTY STATUS--RELATIVE TO POVERTY LINE
_POVSTD	NUM	_POVSTD.	2008-2013, 2017-2018	POVERTY STATUS--RELATIVE TO POVERTY LINE
_POVSTE	NUM	_POVSTE.	2014-2016	POVERTY STATUS--RELATIVE TO POVERTY LINE
_PRACE1	NUM	_RACED.	2014-2018	COMPUTED PREFERRED RACE
_PROC193	NUM	_COLRECA.	1993	NEVER/EVER HAD PROCTOSCOPY
_PROC293	NUM	_COLRECB.	1993	PROCTOSCOPY KNOWLEDGE AND STATUS
_PROCTO1	NUM	_COLRECA.	1988-1992	NEVER/EVER HAD PROCTOSCOPY
_PROCTO2	NUM	_COLRECB.	1988-1992	PROCTOSCOPY KNOWLEDGE AND STATUS
_PSA1	NUM	_PAPC.	1997, 1999	NEVER/EVER HAD PSA EXAM
_PSA2	NUM	_PSAB.	1997, 1999	HOW LONG AGO HAD PSA
_PSA3	NUM	_PAPC.	2001-2002, 2004, 2006, 2010, 2012	NEVER/EVER HAD PSA EXAM
_PSA4	NUM	_PSAB.	2001-2002, 2004, 2006, 2010, 2012	HOW LONG AGO HAD PSA
_PST00	NUM		1984-2011	POSTSTRATIF. TO 2000 CA POP-- _WT00
_PST00B	NUM		1984-2011	POSTSTRATIF. TO 2000 CA POP-- _WT00B
_PST00C	NUM		1984-2011	POSTSTRATIF. TO 2000 CA POP-- _WT00R4
_PST10	NUM		2011	POSTSTRATIF. TO 2010 CA POP-- _WT10
_PST10B	NUM		2011	POSTSTRATIF. TO 2010 CA POP-- _WT10B
_PST10C	NUM		2011	POSTSTRATIF. TO 2010 CA POP-- _WT10R4
_PST90	NUM		1992-2004	POSTSTRATIF. TO 1990 CA POP-- _WT90
_PST90B	NUM		1992-2004	POSTSTRATIF. TO 1990 CA POP-- _WT90B
_PST90C	NUM		1992-2004	POSTSTRATIF. TO 1990 CA POP-- _WT90R4

¹⁹ Discrepancy discovered during 2016 codebook review – The answer format for _POVSTB is not listed in PART IV: CATEGORICAL VARIABLE FORMATS, nor is there clear indication of what the answer choices mean from the questionnaires. Our best hypothesis is that the answer choices are the following, however, we cannot be certain as there is no documentation:

- 1=BELOW POVERTY
- 2=100%- 200%
- 3=200% - 300%
- 4=< 100%
- 5=< 200%
- 6=< 300%

Part II: SAS Dataset Data Documentation

VARIABLE	TYPE	FORMAT	YEAR	LABEL
_PSU	NUM		1984-2012, 2014-2018	PRIMARY SAMPLING UNIT
_RACE	NUM	_RACE.	1984-2013	RACE, 8 CATEGORIES
_RACE_G1	NUM	_RACEG1.	2014-2018	COMPUTED RACE GROUPS USED FOR INTERNET PREVALENCE TABLES
_RACECDC	NUM	_RACEE.	2014-2018	COMPUTED RACE-ETHNICITY GROUPING
_RACEG	NUM	_RACEG.	1984-2018	RACE, WHITE-NONWHITE
_RACEG21	NUM	_RACEG2.	2014-2018	COMPUTED NON-HISPANIC WHITES/ALL OTHERS RACE CATEGORIES RACE/ ETHNIC GROUP CODES USED IN POST-STRATIF
_RACEGR	NUM	_RACEGR.	1984-2018	RACE, 4 CATEGORIES
_RACEGR3	NUM	_RACEG3.	2014-2018	COMPUTED FIVE LEVEL RACE/ETHNICITY CATEGORY
_RAW	NUM		2014-2018	RAW WEIGHTING FACTOR
_RAWCH	NUM		2014-2018	RAW CHILD WEIGHTING FACTOR
_RAWHH	NUM		2014	RAW HOUSEHOLD WEIGHTING FACTOR
_RAWRAKE	NUM		2014-2018	RAW WEIGHTING FACTOR USED IN RAKING
_RAWWT	NUM		1984-2011, 2014-2018	RAW WEIGHT (_CSA * _APA)
_RAWWT2	NUM		2009-2018	RAW WEIGHT PLUS (_CSA * _APA * STRWT)
_RECORD	NUM		1984-1994	RECORD NUMBER
_REGION	NUM	_REGION.	2014-2018	REGION
_RFBING5	NUM	_YNC.	2014-2018	BINGE DRINKING CALCULATED VAR
_RFBLDS2	NUM	_YN50.	2014	RESPONDENTS AGED 50+ WHO HAVE A BLOOD STOOL TEST WITHIN THE PAST TWO YEARS
_RFBLDS3	NUM	_RFBLDS.	2014, 2016, 2018	RESPONDENTS AGED 50-75 WHO HAVE HAD A BLOOD STOOL TEST WITHIN THE PAST TWO YEARS
_RFBMI	NUM	_RF.	1984-1998	AT RISK FOR OVERWEIGHT: OLD DEF
_RFBMI2	NUM	_RF.	1999-2013	AT RISK FOR OVERWEIGHT: 1999 DEF
_RFBMI5	NUM	_YNC.	2014-2018	OVERWEIGHT OR OBESE CALCULATED VARIABLE
_RFCHOL	NUM	_RF.	1987-1992	AT RISK DUE TO HIGH CHOLESTEROL
_RFCHOL	NUM	_RFCHOL.	2015	ADULTS WHO TOLD THAT CHOLESTEROL WAS HIGH AFTER BEING TESTED
_RFCHOL1	NUM	_RFCHOL.	2017	HIGH CHOLESTEROL CALCULATED VARIABLE
_RFDRACU	NUM	_RF.	1984-1993, 1995-2010	AT RISK FOR ACUTE DRINKING
_RFDRCH1	NUM	_RF.	1993	AT RISK FOR CHRONIC DRINKING
_RFDRCH2	NUM	_RF.	1995-2010	AT RISK FOR CHRONIC DRINKING
_RFDRCH3	NUM	_RF.	2011, 2013	AT RISK FOR CHRONIC DRINKING (2011)
_RFDRCHR	NUM	_RF.	1984-1992	AT RISK FOR CHRONIC DRINKING
_RFDRDRI	NUM	_RF.	1984-1993, 1995-2004, 2008, 2010	AT RISK FOR DRINKING AND DRIVING
_RFDRHV4	NUM	_YNC.	2014	HEAVY ALCOHOL CONSUMPTION CALCULATED VARIABLE
_RFDRHV5	NUM	_YNC.	2015, 2017-2018	HEAVY DRINKERS (ADULT MEN MORE THAN 14 DRINKS/ WEEK AND ADULT WOMEN MORE THAN 7 DRINKS/ WEEK
_RFDRMN4	NUM	_YNF.	2014	ADULT MEN HEAVY ALCOHOL CONSUMPTION CALCULATED VARIABLE
_RFDRWM4	NUM	_YNM.	2014	ADULT WOMEN HEAVY ALCOHOL CONSUMPTION CALCULATED VARIABLE
_RFHLTH	NUM	_HEALTH.	2014-2018	ADULTS WITH GOOD OR BETTER HEALTH

Part II: SAS Dataset Data Documentation

VARIABLE	TYPE	FORMAT	YEAR	LABEL
_RFHUNGR	NUM	_RF.	1995-1996, 1998-1999	AT RISK FOR HUNGER
_RFHYPE2	NUM	_RF.	1984-1999, 2001	AT RISK FOR HYPERTENSION - DEFINITION 2
_RFHYPE3	NUM	_RF.	1984-1989	AT RISK FOR HYPERTENSION - DEFINITION 3
_RFHYPE5	NUM	_YNA.	2015, 2017	ADULTS WHO HAVE BEEN TOLD THEY HAVE HIGH BLOOD PRESSURE BY A HEALTH PROFESSIONAL
_RFHYPER	NUM	_RF.	1984-1989	AT RISK FOR HYPERTENSION - DEFINITION 1
_RFLIFES	NUM	_RF.	1984-1992, 1994-1996, 1998	AT RISK FOR SEDENTARY LIFESTYLE
_RFMAM2Y	NUM	_YN40.	2014, 2016, 2018	WOMEN RESPONDENTS AGED 40+ WHO HAVE HAD A MAMMOGRAM IN THE PAST TWO YEARS
_RFOBESE	NUM	_RF.	1984-1992	AT RISK FOR OBESITY
_RFPAP32	NUM	_PAPE.	2014	WOMEN RESPONDENTS AGED 18+ WHO HAVE HAD A PAP TEST IN THE PAST THREE YEARS
_RFPAP33	NUM	_YN40F.	2014, 2016, 2018	WOMEN RESPONDENTS AGED 21-65 WHO HAVE HAD A PAP TEST IN THE PAST THREE YEARS
_RFPSA21	NUM	YESNO.	2014, 2016, 2018	MALE RESPONDENTS AGED 40+ WHO HAVE HAD A PSA TEST IN THE PAST 2 YEARS
_RFREGUL	NUM	_RF.	1992, 1994-1996, 1998	REGULAR AND SUSTAINED PATTERN
_RFRIDE	NUM	_RF.	1993, 1995-2002	AT RISK FOR RIDING WITH A DRUNK DRIVER
_RFSEAT2	NUM	_RF.	1984-1993, 1995, 1997, 1999	AT RISK FOR LACK OF SEATBELT USAGE-DEF 2
_RFSEAT2CDC	NUM	_RFSEAT2.	2014-2018	ALWAYS OR NEARLY ALWAYS WEAR SEAT BELTS
_RFSEAT3	NUM	_RF.	1992, 2017	SEATBELT (SAFETY BELT_ NON-USE 3
_RFSEAT3CDC	NUM	_RFSEAT3.	2014-2016, 2018	ALWAYS WEAR SEAT BELTS
_RFSEATB	NUM	_RF.	1984-1993, 1995, 1997, 1999	AT RISK FOR LACK OF SEATBELT USAGE-DEF 1
_RFSECND	NUM	_RF.	1992-2013	RISK FOR EXPOSURE TO SECOND-HAND SMOKE
_RFSIGM2	NUM	_YN50.	2014	RESPONDENTS AGED 50 OR OLDER WHO HAVE HAD A SIGMOIDOSCOPY OR COLONOSCOPY
_RFSMOK3	NUM	_YNC.	2014-2018	CURRENT SMOKING CALCULATED VARIABLE
_RFSMOKE	NUM	_RF.	1984-2013	AT RISK FOR SMOKING, INC IRREGULAR
_RFTOBAC	NUM	_RF.	1987-1988	AT RISK FOR SMOKELESS TOBACCO
_RFWHBMI	NUM	_RF.	1984-2013	AT RISK FOR OVERWEIGHT (BASED ON OLD DEF)
_SALAD	NUM	I.	1990-1991, 1994, 1996, 1998, 2000-2010	HOW OFTEN EAT GREEN SALAD PER DAY
_SALSA	NUM	I.	2001	HOW OFTEN EAT SALSA PER DAY
_SIGMO3	NUM	_COLRECA.	2001-2002, 2004, 2006, 2010, 2012-2013	NEVER/EVER HAD SIGMOIDOSCOPY EXAM
_SIGMO4	NUM	_COLRECB.	2001-2002, 2004, 2006, 2010, 2012-2013	HOW LONG AGO HAD SIGMOIDOSCOPY
_SMKCONS	NUM	VII.	2009-2013	NO. OF CIGARETTES PER DAY (RECALCULATED)
_SMKLESS	NUM	_SMKLESS.	1987-1988	SMOKELESS TOBACCO STATUS
_SMOKER	NUM	_SMOKER.	1984-2013	SMOKING STATUS
_SMOKER3	NUM	_SMOKERA.	2014-2018	COMPUTED SMOKING STATUS

Part II: SAS Dataset Data Documentation

VARIABLE	TYPE	FORMAT	YEAR	LABEL
_STATE	NUM	_STATE.	1992-2018	STATE FIPS CODE
_STOOL1	NUM	_COLRECA.	1988-1992	NEVER/EVER HAD BLOOD STOOL EXAM
_STOOL1A	NUM	_COLRECA.	1995, 1997, 1999, 2001-2002, 2004, 2006, 2010, 2012- 2013	NEVER/EVER HAD BLOOD STOOL EXAM, AGE 40+
_STOOL2	NUM	_COLRECB.	1988-1992	BLOOD STOOL EXAM KNOWLEDGE AND STATUS
_STOOL2A	NUM	_COLRECB.	1995, 1997, 1999, 2001-2002, 2004, 2006, 2010, 2012- 2013	HOW LONG AGO BLOOD STOOL TEST, AGE 40+
_STRATA	NUM		1984-2013	STRATUM CODE
_STRFREQ	NUM		2012-2013, 2015, 2017	STRENGTH ACTIVITY FREQUENCY PER WEEK
_STRWT	NUM		2007, 2014-2018	STRATUM WEIGHT
_STSTR	NUM		2007, 1984-2018	_STATE AND _STRATA COMBINED
_TOTINDA	NUM	_TOTINDA.	2014-2018	LEISURE TIME PHYSICAL ACTIVITY CALCULATED VARIABLE
_TOTINDX	NUM	_TOTINDX.	1984-1992, 1994- 1996, 1998 2017	PHYSICAL ACTIVITY LEVEL
_URBNRRL	NUM	_URBNRRL	2017-2018	NCHS URBAN-RURAL CLASSIFICATION
_VEG02	NUM	I.	2001	HOW MANY SERVINGS OTHER VEGETABLES/DAY
_VEG23	NUM	_INC.	2015	REPORTED CONSUMING VEGETALBES > 23 PER DAY
_VEG23A	NUM	_INC.	2017	REPORTED CONSUMING VEGETABLES > 23 PER DAY
_VEG90	NUM	I.	1990-1991, 1994, 1996, 1998, 2000, 2002-2010	HOW MANY SERVINGS OTHER VEGETABLES/DAY
_VEGEDA1	NUM	I.	2015	VEGETABLE INTAKE IN TIMES PER DAY
_VEGEDA2	NUM	I.	2017	COMPUTED OTHER VEGETABLE INTAKE IN TIMES PER DAY
_VEGESU1	NUM	I.	2017	TOTAL VEGETABLES CONSUMED PER DAY
_VEGESUM	NUM	I.	2015	TOTAL VEGETABLES CONSUMED PER DAY
_VEGETE1	NUM	_EXC.	2017	VEGETABLE EXCLUSION FROM ANALYSES
_VEGETEX	NUM	_EXC.	2015	VEGETABLE EXCLUSION FROM ANALYSES
_VEGGRE11	NUM	XIX.	2011-2013	HOW OFTEN EAT DARK GREEN VEGETABLES PER DAY
_VEGLT1	NUM	_CONS.	2015	CONSUME VEGETABLES 1 OR MORE TIMES PER DAY
_VEGLT1A	NUM	_CONS.	2017	CONSUME VEGETABLES 1 OR MORE TIMES PER DAY
_VEGORA11	NUM	XIX.	2011-2013	HOW OFTEN EAT ORANGE COLORED VEGETABLES PER DAY
_VEGRES1	NUM	_INC.	2017	MISSING ANY VEGETABLE RESPONSES
_VEGRES2	NUM	_INC.	2015	MISSING ANY VEGETABLE RESPONSES
_WT00	NUM		1984-2011	FINAL WEIGHT:2 RACE, 6 AGE GPS TO 2000
_WT00B	NUM		1984-2011	FINAL WEIGHT:4 RACE, 2 AGE GPS TO 2000
_WT00R4	NUM		1984-2011	FINAL WEIGHT:4 RACE, 6 AGE GPS TO 2000
_WT10	NUM		2011-2017	FINAL WEIGHT:2 RACE, 6 AGE GPS TO 2010
_WT10B	NUM		2011-2017	FINAL WEIGHT:4 RACE, 2 AGE GPS TO 2010

Part II: SAS Dataset Data Documentation

VARIABLE	TYPE	FORMAT	YEAR	LABEL
_WT10R4	NUM		2011-2017	FINAL WEIGHT:4 RACE, 6 AGE GPS TO 2010
_WT2	NUM		2014-2018	DESIGN WEIGHT
_WT2CH	NUM		2014-2018	CHILD DESIGN WEIGHT
_WT2HH	NUM		2014	HOUSEHOLD DESIGN WEIGHT
_WT2RAKE	NUM		2014-2018	DESIGN WEIGHT USED IN RAKING
_WT90BN	NUM		1984-2004	FINAL WEIGHT:4 RACE, 2 AGE GPS TO 1990
_WT90N	NUM		1984-2004	FINAL WEIGHT:2 RACE, 6 AGE GPS TO 1990
_WT90R4N	NUM		1984-2004	FINAL WEIGHT:4 RACE, 6 AGE GPS TO 1990
_WTFORHT	NUM		1984-1992	WEIGHT FOR HEIGHT PERCENT OF MEDIAN
STRWT	NUM		2014-2015	ACCOUNTS FOR DIFFERENCES IN THE BASIC PROBABILITY OF SELECTION AMONG STRATA (SUBSETS OF AREA CODE/ PREFIX COMBINATIONS); STRWT=NRECSTR/NRECSEL

Part III: Coding for Continuous Variables

PART III: CODING FOR CONTINUOUS VARIABLES

FORMAT TYPE	SPECIAL CODES	VARIABLES
TYPE I	0, 87, 88, 888=NONE, NEVER 77, 777, 7777, 77777= UNKNOWN/DON'T KNOW/NOT SURE 99, 999, 9999, 99999=REFUSED 555=NO FEET	ARTHPAIN, ASTHAGE, ASTHAGE2, ASTHAGE3, ASTHDX, ASTHEMX, ASTHKID, ASTHSYX, ASTHWRK2, BEERNU2, BEERNU, CAWALK1, CELLPHON, CH_BO_MO, CH_BO_YR, CH_MNTH, CHILD1, CHILD18, CHILD2, CHILD3, CHILD4, CHILD5, CHILD6, CHILD7, CHILD8, CHILD9, CHKGDY, CHKGLU, CHKGMO, CHKGWK, CHKGYR, CHKSORDY, CHKSORE, CHKSORE2, CHKSORMO, CHKSORWK, CHKSORYR, CIGAR30, CIGRILLO, CIM_CHNG, DAY, DAYSANX, DAYSLEEP, DAYSPAIN, DAYSSAD, DAYSVIGR, DIABAGE, DIABDOC, DIABDOC2, DIABDOCB, DIABDOCC, DRINKDRI, DRINKGE5, DRINKNUM, DRIVECAR, DRNKGE5B, ECIG30A, EXERCOM2, EXERCOMB, EWC3, FALL3MNB, FALLINJ1, FALLINJ2, FALLINJB, FALLINJR, FLUH10, FLUH9, FLUHHME2, FLUHHMEM, FLUN10, FLUN9, FOSTER, _FOSTER, _FRUIT90, H1N1MNTH, HHSIZE, HOOKAH2, KESSLER7, KIDBR_A, KIDBRNHM, LIQRNU2, LIQRNUM, MENTHLTH, MENTPOOR, MIGRAN12, MODDAY, MODTIMEH, MODTIMEM, NALCOCC, NALCOCC3, NBEEROCC, NLIQROCC, NUMADULT, NUMMEN, NUMPHON2, NUMPHON3, NUMPHON4, NUMPHONS, NUMWOMEN, NWINEOCC, OFTCIGRB, OLDCHILD, PHQ1, PHQ2, PHQ3, PHQ4, PHQ5, PHQ6, PHQ7, PHQ8, PHYSHLTH, PHYSPoor, PIPE30, PNEUMDAY, PREMNUM, PREWGHT, PUFFDY, PUFFMO, PUFFWK, PUFFYR, REDMEAT, RIDEDRNK, SLEEPDAY, SLEEPHRS, SMK30DAY, SMK30NUM, SMKELSEN, SMKWHOLE, TSTDT_Y, TSTX, VIGDAY, VIGTIMEH, VIGTIMEM, WINENU2, WINENUM
TYPE II	101-198 LAST TWO DIGITS SPECIFY TIMES PER WEEK 201-298 LAST TWO DIGITS SPECIFY TIMES PER DAY 777= UNKNOWN/DON'T KNOW/NOT SURE 0, 888=NONE 999=REFUSED	CAREHOUR, COPD_5, DRKALC, DRKBEER, DRKLIQR, DRKWINE, DRNKALC, DRNKALC2, EXERDIS1, EXERDIS2, FALL4MNB, OSTRISK, PERCENT, STRENGTH
TYPE III	101-198 LAST TWO DIGITS SPECIFY TIMES PER WEEK 201-298 LAST TWO DIGITS SPECIFY TIMES PER MONTH 7, 777, 7777= UNKNOWN/DON'T KNOW/NOT SURE 8, 888, 8888=NONE 9, 999, 9999=REFUSED	CARELONG, EXEROFT, EXEROFT1, EXEROFT2, F40A, F40B, F40C, INSOFT

Part III: Coding for Continuous Variables

FORMAT TYPE	SPECIAL CODES	VARIABLES
TYPE IV	101-198 LAST TWO DIGITS SPECIFY TIMES PER DAY 201-298 LAST TWO DIGITS SPECIFY TIMES PER WEEK 301-398 LAST TWO DIGITS SPECIFY TIMES PER MONTH 401-498 LAST TWO DIGITS SPECIFY TIMES PER YEAR 555=ALWAYS 666, 888=NEVER 777= UNKNOWN/DON'T KNOW/NOT SURE 999=REFUSED	FEWCALHL, LOSEWHEN, LUMPOFT
TYPE V	87,88, 888=DON'T SMOKE REGULARLY 777= UNKNOWN/DON'T KNOW/NOT SURE 999=REFUSED	CHNGDY2, CHNGMO2, CHNGWK2, CHNGYR2, DAILYDY, DAILYMO, DAILYWK, DAILYR, NOCIGDY, NOCIGMO, NOCIGWK, NOCIGYR, NOSMKDY, NOSMKMO, NOSMKWK, PUFFDY1, PUFFMO1, PUFFWK1, PUFFYR1, RETURDY, RETURMO, RETURWK, RETURYR, SMKRGDY, SMKRGMO, SMKRGWK, SMKRGYR, SMOKENUM USEYRS
TYPE VI	77= UNKNOWN/DON'T KNOW/NOT SURE 87=LESS THAN ONE YEAR 89=NEVER REGULARLY 99=REFUSED	
TYPE VII	7, 77, 77777= UNKNOWN/DON'T KNOW/NOT SURE 88=NONE, NOT APPLICABLE 9, 99, 99999=REFUSED	BOTHPOOR, CH_MNTH, CH_SEC, COPD_5, ENUFREST, F40NUM, FIRMSIZ2, FLUMNTH, FLUWH_MO, GAPPLNT, HOOKAH, INJ12, MANYMAM, NUMGUNS, ONEMONT1, ONEMONT2, ONEMONT3, ONEMONT4, ONEMONT5, ONEMONT6, ONEMONT7, ONEMONT8, ONEMONT9, POORHLT2, POORHLT3, POORHLTH, PRICE, SERVADAY, SUN15MIN, WORKHRS, WTLOST, _SMKCONS
TYPE VIII	777= UNKNOWN/DON'T KNOW/NOT SURE 888=NONE 999=REFUSED	CANCAGE, CAREAGE2, CAWALK2, COPD12MO, CPCTUSE, LOSESTRT, _DRNKMO, _DRNKMO1, _NBEERMO, _NLIQRMO, _NWINEMO
TYPE IX	77= UNKNOWN/DON'T KNOW/NOT SURE 87=NONE 99=REFUSED	AIDSGRAD
TYPE X	555=NEVER 777= UNKNOWN/DON'T KNOW/NOT SURE 999=REFUSED	BEANDY, BEANMO, BEANWK, FRUDY, DRUMO, FRUWK, JUCDY, JUCMO, JUCWK, OTHRVDY, OTHRVMO, OTHRWWK, VEGGRDY, VEGGRMO, VEGGRWK, VEGORDY, VEGORMO, VEGORWK
TYPE XI	____=HOURS(FIRST COLUMN), MINUTES (2ND AND 3RD) 777, 7777= UNKNOWN/DON'T KNOW/NOT SURE 999, 9999=REFUSED	EXERHMM1, EXERHMM2
TYPE XII	00, 888=NEVER REGULARLY 77, 777= UNKNOWN/DON'T KNOW/NOT SURE 99, 999=REFUSED	MARAGE, SMOKEAGE

Part III: Coding for Continuous Variables

FORMAT TYPE	SPECIAL CODES	VARIABLES
TYPE XIII	101-198 LAST TWO DIGITS SPECIFY TIMES PER WEEK 201-298 LAST TWO DIGITS SPECIFY TIMES PER MONTH 301-398 LAST TWO DIGITS SPECIFY TIMES PER YEAR 666=LESS THAN ONCE A YEAR 777= UNKNOWN/DON'T KNOW/NOT SURE 999=REFUSED	EATOFT
TYPE XIV	101-124 AGE IN MONTHS 201-217 AGE IN YEARS 555=AS SOON AS THEY HAVE TEETH 666=NEVER 777= UNKNOWN/DON'T KNOW/NOT SURE 999=REFUSED	DENTAGE
TYPE XV	97= UNKNOWN/DON'T KNOW/NOT SURE 88, 98=DOES NOT WORK 99=REFUSED	
TYPE XVI	____ MONTH AND YEAR--E.G., JUNE OF 1990= 690 (THE LEADING ZERO IN THE ORIGINAL CODING WILL BE DROPPED BY SAS). 7777= UNKNOWN/DON'T KNOW/NOT SURE 9999=REFUSED	CH_FL_WHN, LASTDON, LASTDON2, LASTTEST, LASTTST2, TSTDATE
TYPE XVI	777777 = UNKNOWN/DON'T KNOW/NOT SURE 999999 = REFUSED	FLSHTWH3
TYPE XVII	8=INCLUDES 8 OR MORE 77= UNKNOWN/DON'T KNOW/NOT SURE 99=REFUSED	PHONE93
TYPE XVIII	100-199 LAST TWO DIGITS SPECIFY TIMES PER DAY 200-299 LAST TWO DIGITS SPECIFY TIMES PER WEEK 333=USE INSULIN PUMP 777= UNKNOWN/DON'T KNOW/NOT SURE 999=REFUSED	INSOFT2
TYPE XIX	100-199 LAST TWO DIGITS SPECIFY TIMES PER DAY 200-299 LAST TWO DIGITS SPECIFY TIMES PER WEEK 300-399 LAST TWO DIGITS SPECIFY TIMES PER MONTH 400-499 LAST TWO DIGITS SPECIFY TIMES PER YEAR 555, 888=NEVER 777=UNKNOWN/DON'T KNOW/NOT SURE 999=REFUSED	BEANS09, BEANS11, CARROTS, CHKGLU, FRUIT09, FRUIT11, FRUIT17, FRUIT90, GREENS09, JUICE, JUICE09, JUICE11, JUICE2, JUICE94, JUICE17, MIXEDVEG, OTHRF09, OTHRVE11, OTHRVE17, OTHTATO17 POTATO09, POTATO17, POTATO2, POTATOES, RAWEGGS, SALAD, SALSA, SODAPOP, SPROUTS, SWTDRIK, VEG02, VEG90, VEGGRE11, VEGGRE17, VEGORA11
TYPE XX	001-998 777= UNKNOWN/DON'T KNOW/NOT SURE 999=REFUSED 888=LESS THAN ONE GLASS PER MONTH 000=ZERO GLASSES PER MONTH-NOT A REGULAR RAW MILK DRINKER	GLASSYR
TYPE XXI	1-12=GRADE 55=KINDERGARTEN 88=NEVER 77= UNKNOWN/DON'T KNOW/NOT SURE 99=REFUSED	AIDSGRD2

Part III: Coding for Continuous Variables

FORMAT TYPE	SPECIAL CODES	VARIABLES
TYPE XXII	__=(AGE IN YEARS) 887=ENTIRE LIFE 888=DON'T REMEMBER WHAT AGE, BUT NOT ENTIRE LIFE 777= UNKNOWN/DON'T KNOW/NOT SURE 999=REFUSED	SENSAGE
TYPE XXIII	101-107=NUMBER OF DAYS 201-251=NUMBER OF WEEKS 301-312=NUMBER OF MONTHS 401-499=NUMBER OF YEARS 555=NEVER 777= UNKNOWN/DON'T KNOW/NOT SURE 999=REFUSED	DISLONG, JOBLONG, PROBLONG
TYPE XXIV	7= UNKNOWN/DON'T KNOW/NOT SURE 8=ZERO OR NOT APPLICABLE 9=REFUSED	CHD1317, CHILD213, CHILD512, CHLDLT18, CHLDLT5, CHLDLT6
TYPE XXV (version 1)	0000=IMMEDIATELY 0001-2359=HOURS AND MINUTES 77, 7777= UNKNOWN/DON'T KNOW/NOT SURE 88, 8888=ZERO OR NOT APPLICABLE 99, 9999=REFUSED	MODTIME, VIGTIME
TYPE XXV (version 2)	0000=IMMEDIATELY (thru 2013) 0=NOT APPLICABLE (starting 2014) 0001-2359=HOURS AND MINUTES 7777= UNKNOWN/DON'T KNOW/NOT SURE 8888=ZERO OR NOT APPLICABLE (thru 2013) 8888=IMMEDIATELY (starting 2014) 9999=REFUSED	SMKWAKE
TYPE XXVI	7777, 777777= UNKNOWN/DON'T KNOW/NOT SURE 0, 8888, 888888=ZERO OR NOT APPLICABLE 9999, 999999=REFUSED	CHDDATE2, EXPEHRS, EXPHRS, FLNOSWHN, FLNOSWHN2, FLSHTWHN, FLSHTWHN2, FLUH3, FLUWH_YR, MAREXP HEIGHT, PERTYEAR, WEIGHT, WT12M CHLDGE5
TYPE XXVII	7=7 OR MORE 8=ZERO 9=REFUSED	
TYPE XXVIII	88=NEVER HEARD OF 77= UNKNOWN/DON'T KNOW/NOT SURE 99=REFUSED	
TYPE XXIX	88=ZERO 77= UNKNOWN/DON'T KNOW/NOT SURE 98=NEVER HEARD OF 99=REFUSED	DIABDOC3
TYPE XXX	888=DOES NOT WORK 777= UNKNOWN/DON'T KNOW/NOT SURE 999=REFUSED	SOCIAL5, SOCIAL7
TYPE XXXI	77, 777= UNKNOWN/DON'T KNOW/NOT SURE 88, 888=TIME FRAME DOES NOT APPLY 99, 999=REFUSED	
TYPE XXXII	88=ALL SHOTS 77=DON'T KNOW/ NOT SURE 99=REFUSED	HPVADSHT
TYPE XXXIII	__ NUMBER OF YEARS (01-76) 777=DON'T KNOW/NOT SURE 888=NEVER SMOKED OR SMOKED LESS THAN ONE YEAR 999=REFUSED	COPDSMOK

Part III: Coding for Continuous Variables

FORMAT TYPE	SPECIAL CODES	VARIABLES
TYPE XXXIV	__ = (AGE18-98) 7=DON'T KNOW 9=REFUSED 99=99 YEARS OR OLDER	AGE
TYPE XXXV	1=LESS THAN 1 HOUR 2=2-3 HOURS 3=4-6 HOURS 4=7-10 HOURS 5=11 OR MORE HOURS 6=I DO NOT GET HIGH WHEN I USE MARIJUANA 77=DON'T KNOW/NOT SURE 99=REFUSED	MARIJHIGH

Part IV: Categorical Variable Formats

PART IV: CATEGORICAL VARIABLE FORMATS

Note: Formats that begin with an underscore (“_”) are at the end of this alphabetical list.

ACEDVRCE.

1=YES
2=NO
77=DON'T KNOW/NOT SURE
3, 88=PARENTS NOT MARRIED
99=REFUSED

ACTINT.

0=NOT MODERATE OR VIGOROUS OR NO ACTIVITY
1=MODERATE ACTIVITY
2=VIGOROUS ACTIVITY
9=DON'T KNOW/NOT SURE/ REFUSED

ADDSALT.

1=MOST OF THE TIME
2=SOMETIMES
3=RARELY
4=NEVER
7, 77=DON'T KNOW/NOT SURE
9, 99=REFUSED
96=OTHER

ADOPT.

1=ADOPTED FROM ANOTHER COUNTRY WITHIN LAST 6 MONTHS
2=ADOPTED FROM ANOTHER COUNTRY MORE THAN 6 MONTHS AGO
3=NEWLY ARRIVED IMMIGRANT WITHIN LAST 6 MONTHS
4=IMMIGRANT WHO ARRIVED MORE THAN 6 MONTHS AGO
5=CHILD NOT ADOPTED NOR AN IMMIGRANT
7, 77=DON'T KNOW/NOT SURE
9, 99=REFUSED

AGREE.

1=AGREE
2=DISAGREE
7, 77=DON'T KNOW/NOT SURE
9, 99=REFUSED
96=OTHER

AGREEB.

1=AGREE STRONGLY
2=AGREE SLIGHTLY
3=NEITHER AGREE NOR DISAGREE
4=DISAGREE SLIGHTLY
5=DISAGREE STRONGLY
7, 77=DON'T KNOW
9, 99=REFUSED

AIDGRD.

1, 55=NEVER
2=KINDERGARTEN
3=1ST GRADE
4=2ND GRADE
5=3RD GRADE
6=4TH GRADE
7=5TH GRADE
8=6TH GRADE
9=7TH GRADE
10=8TH GRADE
11=9TH GRADE
12=10TH GRADE
13=11TH GRADE
14=12TH GRADE
77=DON'T KNOW
88=NOT SURE
99=REFUSED

AIRQUAL.

1=NONE
2=1-3 TIMES
3=4-6 TIMES
4=MORE THAN 6 TIMES
7, 77=DON'T KNOW/NOT SURE
9, 99=REFUSED
96=OTHER

ALARM.

1=WITHIN PAST MONTH
2=WITHIN PAST 6 MOS.
3=WITHIN PAST YEAR
4=1 OR MORE YRS AGO
5=NEVER
6=NO SMOKE DETECTORS IN HOME
7, 77=DON'T KNOW/NOT SURE
9, 99=REFUSED
96=OTHER

ALWNEV.

1=ALWAYS
2=NEARLY ALWAYS
3=SOMETIMES
4=SELDOM
5=NEVER
7, 77=DON'T KNOW/NOT SURE
9, 99=REFUSED
96=OTHER

ALWNEVB.

1=ALWAYS
2=MOST OF THE TIME
3=ABOUT HALF THE TIME
4=SOMETIMES
5=NEVER
7, 77=DON'T KNOW/NOT SURE
9, 99=REFUSED

Part IV: Categorical Variable Formats

ARTHTDY.

1=CAN DO EVERYTHING I WOULD LIKE TO
2=CAN DO MOST THINGS I WOULD LIKE TO
3=CAN DO SOME THINGS I WOULD LIKE TO
4=CAN HARDLY DO ANYTHING I WOULD LIKE
7, 77=DON'T KNOW/NOT SURE
9, 99=REFUSED
8, 96=OTHER

ARTHTYPE.

1=OSTEOwDARTHRITIS/DEGENERATIVE
2=RHEUMATISM
3=RHEUMATOID ARTHRITIS
4=LYME DISEASE
5=NEVER SAW A DOCTOR
6=GOUT OR GOUT TYPE
7, 77=DON'T KNOW/NOT SURE
9, 99=REFUSED
8, 96=OTHER

ASBIADVC.

1=YES
2=NO
77=DON'T KNOW
88=(RESPONDENT MISTAKENLY NOT ASKED
QUESTION, 2017 Q1 ONLY)
99=REFUSED

ASKRSNB.

1=SMOKE WAS ANNOYING
2=CONCERN LONG-TERM HEALTH
3=SMOKING WAS ILLEGAL
4=CONCERN ABOUT SMOKER HEALTH
5=CONCERN ABOUT OWN HEALTH
6=OTHER
7=UNKNOWN
9=REFUSED

ASKTIMES.

1=NEVER
2=ONCE OR TWICE
3=SEVERAL TIMES
4=MANY TIMES
7=UNKNOWN
9=REFUSED

ASKWHO.

1=SPOUSE OR PARTNER
2=PARENT
3=CHILD
4=OTHER RELATIVE
5=FRIEND
6=CO-WORKER
7=OTHER KNOWN PERSON
8=STRANGER
77=UNKNOWN
99=REFUSED

ASSIST.

1=SAFETY
2=TRANSPORTATION
3=HOUSEHOLD ACTIVITIES
4=PERSONAL CARE
5=NONE OF THE ABOVE
6=DOESN'T NEED ASSISTANCE IN ANY AREAS
7, 77=DON'T KNOW/NOT SURE
9, 99=REFUSED

ASTH30B.

1=NOT AT ANY TIME
2=LESS THAN ONCE A WEEK
3=ONCE OR TWICE A WEEK
4=>2 TIMES A WEEK
5=EVERY DAY, NOT ALL THE TIME
6=EVERY DAY, ALL THE TIME
77=DON'T KNOW
99=REFUSED

ASTHMEDB.

1=NONE
2=LESS THAN ONCE A WEEK
3=ONCE OR TWICE A WEEK
4=>2 TIMES A WEEK
5=ONCE EVERY DAY
6=2 OR MORE TIMES EVERY DAY
77=DON'T KNOW
99=REFUSED

ASTHSLP.

1=NONE
2=ONE OR TWO
3=THREE TO FIVE
4=SIX TO 10
5=MORE THAN 10
77=DON'T KNOW
99=REFUSED

AURNOFT.

1=EVERY DAY OR NEARLY EVERY DAY
2=SEVERAL TIMES PER WEEK
3=ABOUT ONCE A WEEK
4=A FEW TIMES PER MONTH
5=A FEW TIMES PER YEAR
77=DON'T KNOW
99=REFUSED

AURNRATE.

1=MILD
2=MODERATE
3=SEVERE
77=DON'T KNOW
99=REFUSED

BCNTRL.

1=YES
2=NO
3=NO PARTNER/NOT SEXUALLY ACTIVE
4=SAME SEX PARTNER
77=DON'T KNOW/ NOT SURE
99=REFUSED

BCTYPEB.

1=TUBES TIED
2=VASECTOMY
3=PILL/ORAL CONTRACEPTIVE
4=CONDOMS
5=FOAM, JELLY, CREAM
6=DIAPHRAGM' 7=NORPLANT
8=IUD
9=SHOTS (DEPO-PROVERA)' 10=WITHDRAWAL
11=NOT HAVING SEX AT CERTAIN TIMES
12=NO PARTNER/NOT SEXUALLY ACTIVE
13=OTHER METHOD(S)
77=DON'T KNOW
88=NO METHODS/NA
99=REFUSED

Part IV: Categorical Variable Formats

BCTYPEC.

1=TUBES TIED
2=HYSTERECTOMY (STERILIZATION)
3=VASECTOMY (STERILIZATION)
4=PILLS, ALL KINDS (SEASONALE, ETC)
5=CONDOMS (MALE OR FEMALE)
6=CONTRACEPTIVE IMPLANTS (JADELLE OR IMPLANT)
7=SHOTS (DEPO-PROVERA)
8=SHOTS (LUNELLE)
9=CONTRACEPTIVE PATCH
10=DIAPHRAGM, CERVICAL RING, OR CAP (NUVARING)
11=IUD (INCLUDING MIRENA)
12=EMERGENCY CONTRACEPTION (EC)
13=WITHDRAWAL
14=NOT HAVING SEX AT CERTAIN TIMES (RHYTHM)
15=OTHER METHOD (FOAM, JELLY, CREAM, ETC)
77=DON'T KNOW
88=NO METHODS/NA
99=REFUSED

BCWHYNTB.

1=NOT SEXUALLY ACTIVE/NO PARTNER
2=DIDN'T THINK WAS GOING TO HAVE SEX
3=YOU WANT A PREGNANCY
4=DO NOT WANT TO USE BIRTH CONTROL
5=DO NOT LIKE BIRTH CONTROL
6=CAN NOT PAY FOR BIRTH CONTROL
7=LAPSE IN USE OF A METHOD
8=DO NOT THINK CAN GET PREGNANT
9=TUBES TIED
10=VASECTOMY
11=HYSTERECTOMY
12=TOO OLD
13=BREAST FEEDING
14=JUST HAD A BABY
15, 96=OTHER
16=DO NOT CARE IF GET PREGNANT
17=SAME SEX PARTNER
18=PARTNER IS PREGNANT NOW
77=DON'T KNOW
99=REFUSED

BCWHYNTC.

1=DIDN'T THINK WAS GOING TO HAVE SEX
2=YOU WANT A PREGNANCY
3=DO NOT WANT TO USE BIRTH CONTROL
4=DO NOT LIKE BIRTH CONTROL
5=CAN NOT PAY FOR BIRTH CONTROL
6=LAPSE IN USE OF A METHOD
7=DO NOT THINK CAN GET PREGNANT
8=TUBES TIED
9=VASECTOMY
10=HYSTERECTOMY
11=TOO OLD
12=BREAST FEEDING
13=JUST HAD A BABY
14, 96=OTHER
15=DO NOT CARE IF GET PREGNANT
16=PARTNER IS PREGNANT NOW
17=SAME SEX PARTNER
77=DON'T KNOW
99=REFUSED

BCWHYNTD.

1=DIDN'T THINK GOING TO HAVE SEX/ NO REGULAR PARTNER
2=DIDN'T THINK ABOUT IT
3=DON'T CARE IF GET PREGNANT
4=YOU WANT A PREGNANCY
5=YOU OR PARTNER DON'T WANT TO USE BIRTH CONTROL
6=YOU OR PARTNER DON'T LIKE BIRTH CONTROL/ SIDE EFFECTS
7=CAN'T PAY FOR BIRTH CONTROL
8=YOU HAD A PROBLEM GETTING BIRTH CONTROL WHEN YOU NEEDED IT
9=RELIGIOUS REASONS
10=LAPSE IN USE OF A METHOD
11=DON'T THINK YOU OR PARTNER CAN GET PREGNANT (INFERTILE OR TOO OLD)
12=YOU HAD TUBES TIED (STERILIZATION)
13=YOU HAD A HYSTERECTOMY
14=PARTNER HAD A VASECTOMY (STERILIZATION)
15=YOU ARE CURRENTLY BREAST FEEDING
16=YOU JUST HAD A BABY/ POSTPARTUM
17=YOU ARE PREGNANT NOW
18=SAME SEX PARTNER
19=OTHER REASONS
77=DON'T KNOW/ NOT SURE
99=REFUSED

BILL.

1=YES
2=NO
3=NEED MORE INFORMATION
77=DON'T KNOW
99=REFUSED

BINGEHOW.

1=SOMEONE ELSE BOUGHT IT/GAVE IT TO ME
2=BOUGHT IT AT A STORE
3=BOUGHT IT AT A RESTAURANT/BAR
4=SOME OTHER WAY
77=DON'T KNOW/NOT SURE
99=REFUSED

BINGEWHR.

1=AT HOME
2=ANOTHER PERSONS HOME
3=RESTAURANT/BANQUET HALL
4=BAR OR CLUB
5=PUBLIC PLACE
6, 96=OTHER
77=DON'T KNOW/NOT SURE
99=REFUSED

BGUIDE.

1=MORE THAN 1/YEAR
2=ONCE PER YEAR
3=LT 1/YR BUT AT LEAST 1/2YRS
4=LESS THAN ONCE PER 2 YEARS
5=NEVER
7, 77=DON'T KNOW/NOT SURE
9, 99=REFUSED
96=OTHER

BOYGIRL.

1=BOY
2=GIRL
7, 77=DON'T KNOW
9, 99=REFUSED

Part IV: Categorical Variable Formats

BPCHECK.

1=WITHIN PAST 6 MONTHS'
2=WITHIN PAST YEAR
3=WITHIN PAST TWO YEARS
4=WITHIN PAST FIVE YEARS
5=MORE THAN FIVE YEARS
7, 77=DON'T KNOW/NOT SURE
8=NEVER HAD
9, 99=REFUSED
96=OTHER

BPHIGH.

1=NO
2=YES, BY DOCTOR
3=YES, BY NURSE
4=YES, BY OTHER
7, 77=DON'T KNOW/NOT SURE
9, 99=REFUSED
96=OTHER

BPHIGHB.

1=YES
2=YES, ONLY WHEN PREGNANT
3=NO
4=BORDERLINE
7, 77=DON'T KNOW/NOT SURE
9, 99=REFUSED
96=OTHER

BPUPNOW.

1=NORMAL
2=UNDER CONTROL
3=STILL HIGH
7, 77=DON'T KNOW/NOT SURE
9, 99=REFUSED
96=OTHER

BURDEN.

1=CREATES A FINANCIAL BURDEN'
2=DOESN'T LEAVE ENOUGH TIME FOR YOURSELF
3=DOESN'T LEAVE ENOUGH TIME FOR YOUR FAMILY
4=INTERFERES WITH YOUR WORK
5=CREATES STRESS
6=CREATES OR AGGRAVATES HEALTH PROBLEMS
7=AFFECTS FAMILY RELATIONSHIPS
8=OTHER DIFFICULTY (SPECIFY)
9=NO DIFFICULTY
77=DON'T KNOW
99=REFUSED

CABUY.

1=CALIFORNIA
2=OUT OF STATE
3=OVER THE INTERNET
7=UNKNOWN
8=DOES NOT BUY OWN CIGARETTES
9=REFUSED

CANCER.

1=BREAST CANCER
2=CERVICAL CANCER (CANCER OF THE CERVIX)
3=ENDOMETRIAL CANCER (CANCER OF THE UTERUS)
4=OVARIAN CANCER (CANCER OF THE OVARY)
5=HEAD AND NECK CANCER
6=ORAL CANCER
7=PHARYNGEAL (THROAT) CANCER
8=THYROID
9=COLON (INTESTINE) CANCER
10=ESOPHAGEAL (ESOPHAGUS)
11=LIVER CANCER
12=PANCREATIC (PANCREAS) CANCER
13=RECTAL (RECTUM) CANCER
14=STOMACH
15=HODGKIN'S LYMPHOMA (HODGKIN'S DISEASE)
16=LEUKEMIA (BLOOD) CANCER
17=NON-HODGKIN'S LYMPHOMA
18=PROSTATE CANCER
19=TESTICULAR CANCER
20=MELANOMA
21=OTHER SKIN CANCER
22=HEART
23=LUNG
24=BLADDER CANCER
25=RENAL (KIDNEY) CANCER
26=BONE
27=BRAIN
28=NEUROBLASTOMA
29=OTHER
77=DON'T KNOW/NOT SURE
99=REFUSED

CANCER1.

1=BREAST CANCER
2=CERVICAL CANCER (CANCER OF THE CERVIX)
3=ENDOMETRIAL CANCER (CANCER OF THE UTERUS)
4=OVARIAN CANCER (CANCER OF THE OVARY)
5=HEAD AND NECK CANCER
6=ORAL CANCER
7=PHARYNGEAL (THROAT) CANCER
8=THYROID
9=LARYNX
10=COLON (INTESTINE) CANCER
11=ESOPHAGEAL (ESOPHAGUS)
12=LIVER CANCER
13=PANCREATIC (PANCREAS) CANCER
14=RECTAL (RECTUM) CANCER
15=STOMACH
16=HODGKIN'S LYMPHOMA (HODGKIN'S DISEASE)
17=LEUKEMIA (BLOOD) CANCER
18=NON-HODGKIN'S LYMPHOMA
19=PROSTATE CANCER
20=TESTICULAR CANCER
21=MELANOMA
22=OTHER SKIN CANCER
23=HEART
24=LUNG
25=BLADDER CANCER
26=RENAL (KIDNEY) CANCER
27=BONE
28=BRAIN
29=NEUROBLASTOMA
30=OTHER
77=DON'T KNOW/NOT SURE
99=REFUSED

Part IV: Categorical Variable Formats

CAREGI4a.

1=YES
2=NO
3=CAREGIVING RECIPIENT DIED IN PAST 30 DAYS
7=DON'T KNOW/ NOT SURE
9=REFUSED

CAREHOUR.

1=UP TO 8 HOURS PER WEEK
2=9 TO 19 HOURS PER WEEK
3=20 TO 39 HOURS PER WEEK
4=40 HOURS OR MORE
77=DON'T KNOW/ NOT SURE
99=REFUSED

CARELONG.

1=LESS THAN 30 DAYS
2=1 MONTH TO LESS THAN 6 MONTHS
3=6 MONTHS TO LESS THAN 2 YEARS
4=2 YEARS TO LESS THAN 5 YEARS
5=MORE THAN 5 YEARS
77=DON'T KNOW/ NOT SURE
99=REFUSED

CAREWHO.

1=RELATIVE OR FRIEND
2=WOULD PROVIDE CARE MYSELF
3=NURSING HOME
4=HOME HEALTH SERVICE
5=PERSONAL PHYSICIAN
6=AREA AGENCY ON AGING
7=HOSPICE
8=HOSPITAL NURSE
9=MINISTER/PRIEST/RABBI
10, 96=OTHER
77=DON'T KNOW
99=REFUSED

CASNOSMK.

1=MORE LIKELY
2=LESS LIKELY
3=NO DIFFERENCE
4=NO OPINION
7=UNKNOWN
9=REFUSED

CERTAIN.

1=YES, DEFINITELY
2=NOT SURE, IT IS POSSIBLE
3=NO, IT IS VERY UNLIKELY
88=REFUSED MODULE
77=DON'T KNOW/NOT SURE
99=REFUSED

CHECKNOT.

1=NOT NEEDED
2=COST
3=DO NOT HAVE DOCTOR
4=FORGOT
5=OTHER
7, 77=DON'T KNOW/NOT SURE
9, 99=REFUSED
96=OTHER

CHKSORE.

555=NEVER
888=NOT APPLICABLE (NO FEET)
777=DON'T KNOW
999=REFUSED

CHLAMTST.

1=YES
2=NO
3=URINE SAMPLE, NOT SURE TESTED
4=DO NOT KNOW WHAT CHLAMYDIA IS
5=REFUSED MODULE
7, 77=DON'T KNOW/NOT SURE
9, 99=REFUSED
96=OTHER
88=NOT APPLICABLE

CHLDPLAC.

1=DOCTOR'S OFFICE OR HMO
2=HEALTH DEPT., CLINIC, HEALTH CENTER, ETC.
3=SENIOR CENTER, COMMUNITY OR REC. CENTER
4=STORE
5=HOSPITAL
6=EMERGENCY ROOM
7=SCHOOL
8=SOME OTHER PLACE (SPECIFY)
77=DON'T KNOW/NOT SURE
99=REFUSED

CHLYDWHR.

1=PUBLIC STD CLINIC
2=OTHER PUBLIC CLINIC
3=FAMILY PLANNING CLINIC
4=COMMUNITY CLINIC
5=PRIVATE DOCTOR
6=EMERGENCY ROOM
7=STUDENT HEALTH CENTER
8=MILITARY FACILITY
9=JAIL OR OTHER DETENTION FACILITY
10=HMO
77=DON'T KNOW/NOT SURE
99=REFUSED
96=OTHER
88=NOT APPLICABLE

CHLAMYN.

1=YES
2=NO
3=DO NOT KNOW WHAT CHLAMYDIA IS
7, 77=DON'T KNOW/NOT SURE
9, 99=REFUSED
96=OTHER
88=NOT APPLICABLE

CHLDLT.

1=YES
2=NO
8=NEVER RIDE IN A CAR
7, 77=DON'T KNOW/NOT SURE
9, 99=REFUSED
96=OTHER

CHLDFEEL.

1=YOU DON'T WANT TO HAVE ONE
2=YOU DO WANT TO HAVE ONE
3=YOU'RE NOT SURE IF YOU DO OR DON'T
7, 77=DON'T KNOW/NOT SURE
9, 99=REFUSED
96=OTHER

Part IV: Categorical Variable Formats

CHLDSOON.

1=LESS THAN 12 MONTHS FROM NOW
2=BETWEEN 12 MONTHS TO LESS THAN TWO YRS
3=BETWEEN TWO YEARS TO LESS THAN 5 YEARS
4=MORE THAN 5 YEARS FROM NOW
7, 77=DON'T KNOW/NOT SURE
9, 99=REFUSED
96=OTHER

CH_REL.

1=PARENT
2=GRANDPARENT
3=FOSTER PARENT OR GUARDIAN
4=SIBLING
5=OTHER RELATIVE
6=NOT RELATED IN ANY WAY
77=DON'T KNOW
99=REFUSED

CHLDHLM.

1=ALWAYS
2=NEARLY ALWAYS
3=SOMETIMES
4=SELDOM
5=NEVER
6, 8=NEVER RIDES A BICYCLE
7, 77=DON'T KNOW/NOT SURE
9, 99=REFUSED
96=OTHER

CIGMONEY.

1=YES
2=NO
3=NEVER PURCHASED CIGARETTES
7=UNKNOWN
9=REFUSED

CIMALZH.

1=YES, ALZHEIMER'S DISEASE
2=YES, DEMENTIA BUT NOT ALZHEIMER'S
3=YES, NOT SPECIFIED OR NOT SURE OF TYPE OF DEMENTIA
4=NO, HEALTH PROFESSION HAS NOT GIVEN DIAGNOSIS

CLINTYPE.

1=FAMILY PLANNING CLINIC
2=STD CLINIC
3=PRENATAL CLINIC
4=PUBLIC HEALTH CLINIC
5=COMMUNITY HEALTH CLINIC
6=HOSPITAL CLINIC
7=OTHER
77=DON'T KNOW/NOT SURE
99=REFUSED

COCCI1a.

1=YES, AND I OR SOMEONE I KNOW HAD VALLEY FEVER
2=YES, BUT I DON'T KNOW ANYONE WHO HAD VALLEY FEVER
3=NO
77=DON'T KNOW
99=REFUSED

COLOTEST.

1=HOME BLOOD STOOL TEST
2=COLONOSCOPY
3=SIGMOIDOSCOPY
7, 77=DON'T KNOW/NOT SURE
9, 99=REFUSED

CONCERN.

1=NOT AT ALL CONCERNED
2=RARELY CONCERNED
3=SOMEWHAT CONCERNED
4=CONCERNED
5=VERY CONCERNED
77=DON'T KNOW/NOT SURE
99=REFUSED

CONCERNB.

1=VERY MUCH
2=SOMEWHAT
3=A LITTLE
4=NOT AT ALL
7, 77=DON'T KNOW/NOT SURE
9, 99=REFUSED

CONCERNC.

1=ARTHRITIS/RHEUMATISM
2=ASTHMA
3=CANCER
4=DIABETES'
5=HEART DISEASE
6=HYPERTENSION/HIGH BLOOD PRESSURE
7=LUNG DISEASE/EMPHYSEMA
8=OSTEOPOROSIS
9=PARKINSON'S DISEASE
10=STROKE
11=EYE/VISION PROBLEMS (BLINDNESS)
12=HEARING PROBLEMS (DEAFNESS)
13=MULTIPLE SCLEROSIS (MS)
14=SPINAL CORD INJURY
15=TRAUMATIC BRAIN INJURY (TBI)
16=ALZHEIMER'S DISEASE OR DEMENTIA
17=ATTENTION-DEFICIT HYPERACTIVITY DISORDER (ADHD)
18=LEARNING DISABILITIES (LB)
19=CEREBRAL PALSY (CP)
20=DOWN'S SYNDROME
21=OTHER DEVELOPMENTAL DISABILITY (E.G., SPINAL BIFIDA, MUSCULAR DYSTROPHY, FRAGIL X)
22=ANXIETY
23=DEPRESSION
24=OTHER
77=DON'T KNOW
99=REFUSED

Part IV: Categorical Variable Formats

CONCERND.

1=ARTHRITIS/ RHEUMATISM
2=ASTHMA
3=CANCER
4=CHRONIC RESPIRATORY CONDITIONS SUCH AS EMPHYSEMA OR COPD
5=DEMENTIA OR OTHER COGNITIVE IMPAIRMENT DISORDERS
6=DEVELOPMENTAL DISABILITIES SUCH AS AUTISM, DOWN'S SYNDROME, AND SPINA BIFIDA
7=DIABETES
8=HEART DISEASE, HYPERTENSION, STROKE
9=HUMAN IMMUNODEFICIENCY VIRUS INFECTION (HIV)
10=MENTAL ILLNESSES, SUCH AS ANXIETY, DEPRESSION, OR SCHIZOPHRENIA
11=OTHER ORGAN FAILURE OR DISEASES SUCH AS KIDNEY OR LIVER PROBLEMS
12=SUBSTANCE ABUSE OR ADDICTION DISORDERS
13=INJURIES, INCLUDING BROKEN BONES
14=OLD AGE/ INFIRMITY/ FRAILITY
15=OTHER (SPECIFY)
77=DON'TKNOW/ NOT SURE
99=REFUSED

CONDOM.

1=VERY EFFECTIVE
2=SOMEWHAT EFFECTIVE
3=NOT AT ALL EFFECTIVE
4=DON'T KNOW HOW EFFECTIVE
5=DON'T KNOW METHOD
7, 77=DON'T KNOW/NOT SURE
9, 99=REFUSED
96=OTHER

CONDUS.

1=YES
2=NO
3=OTHER ADVICE
4=DON'T KNOW/NOT SURE
7, 77=DON'T KNOW/NOT SURE
9, 99=REFUSED
96=OTHER

COUNSEL.

1=RECEIVED COUNSELING
2=NO COUNSELING
3=NO RESULTS
7, 77=DON'T KNOW/NOT SURE
9, 99=REFUSED
96=OTHER

COUNTRY.

1=MEXICO
2=CHINA
3=INDIA
4=UNITED STATES
77=DON'T KNOW/NOT SURE
99=REFUSED
96=OTHER SPECIFY

COUNTY.

1=ALAMEDA
2=ALPINE
3=AMADOR
4=BUTTE
5=CALAVERAS
6=COLUSA
7=CONTRA COSTA
8=DEL NORTE
9=EL DORADO
10=FRESNO
11=GLENN
12=HUMBOLDT
13=IMPERIAL
14=INYO
15=KERN
16=KINGS
17=LAKE
18=LASSEN
19=LOS ANGELES
20=MADERA
21=MARIN
22=MARIPOSA
23=MENDOCINO
24=MERCED
25=MODOC
26=MONO
27=MONTEREY
28=NAPA
29=NEVADA
30=ORANGE
31=PLACER
32=PLUMAS
33=RIVERSIDE
34=SACRAMENTO
35=SAN BENITO
36=SAN BERNARDINO
37=SAN DIEGO
38=SAN FRANCISCO
39=SAN JOAQUIN
40=SAN LUIS OBISPO
41=SAN MATEO
42=SANTA BARBARA
43=SANTA CLARA
44=SANTA CRUZ
45=SHASTA
46=SIERRA
47=SISKIYOU
48=SOLANO
49=SONOMA
50=STANISLAUS
51=SUTTER
52=TEHAMA
53=TRINITY
54=TULARE
55=TUOLUMNE
56=VENTURA
57=YOLO
58=YUBA
777=DON'T KNOW/NOT SURE
999=REFUSED

Part IV: Categorical Variable Formats**COUNTYA.**

001=ALAMEDA
003=ALPINE
005=AMADOR
007=BUTTE
009=CALAVERAS
011=COLUSA
013=CONTRA COSTA
015=DEL NORTE
017=EL DORADO
019=FRESNO
021=GLENN
023=HUMBOLDT
025=IMPERIAL
027=INYO
029=KERN
031=KINGS
033=LAKE
035=LASSEN
037=LOS ANGELES
039=MADERA
041=MARIN
043=MARIPOSA
045=MENDOCINO
047=MERCED
049=MODOC
051=MONO
053=MONTEREY
055=NAPA
057=NEVADA
059=ORANGE
061=PLACER
063=PLUMAS
065=RIVERSIDE
067=SACRAMENTO
069=SAN BENITO
071=SAN BERNARDINO
073=SAN DIEGO
075=SAN FRANCISCO
077=SAN JOAQUIN
079=SAN LUIS OBISPO
081=SAN MATEO
083=SANTA BARBARA
085=SANTA CLARA
087=SANTA CRUZ
089=SHASTA
091=SIERRA
093=SISKIYOU
095=SOLANO
097=SONOMA
099=STANISLAUS
101=SUTTER
103=TEHAMA
105=TRINITY
107=TULARE
109=TUOLUMNE
111=VENTURA
113=YOLO
115=YUBA
116=OTHER
777=DON'T KNOW/NOT SURE
888=SUPPRESSED (USED FROM 2014 FORWARD)
999=REFUSED
BLANK=SUPPRESSED (1984-2013)
BLANK=NA (2014 FORWARD)

CRGMST2a.

1=CLASSES ABOUT GIVING CARE, SUCH AS GIVING MEDICATIONS
2=HELP IN GETTING ACCESS TO SERVICES
3=SUPPORT GROUPS
4=INDIVIDUAL COUNSELING TO HELP COPE WITH GIVING CARE
5=RESPIRE CARE
6=YOU DON'T NEED ANY OF THESE SUPPPORT SERVICES
77=DON'T KNOW/ NOT SURE
99=REFUSED

CUTOFT.

1=ALMOST EVERY MONTH
2=SOME MONTHS BUT NOT EVERY MONTH
3=ONLY 1 OR 2 MONTHS
7, 77=DON'T KNOW/NOT SURE
9, 99=REFUSED
96=OTHER

CUTSMOKE.

1=YES
2=NO
4=DO NOT SMOKE
7, 77=DON'T KNOW/NOT SURE
9, 99=REFUSED
96=OTHER

DENSTR.

1=LISTED
2=NOT LISTED ONE PLUS BLOCK
9=NOT APPLICABLE (BUSINESS)

DENTACC.

1=SELF
2=MOTHER
3=FATHER' 4=OTHER RELATIVE
5=OTHER
6=NEVER BEEN TO DENTIST
7=DON'T KNOW/NOT SURE
9=REFUSED

DENTNO.

1=FEAR, APPREHENSION, ETC.
2=COST
3=DO NOT HAVE/KNOW DENTIST
4=CAN'T GET TO OFFICE/CLINIC
5=NO REASON TO GO
6=OTHER PRIORITIES
7=DIDN'T THINK OF IT
77=DON'T KNOW/NOT SURE
9, 99=REFUSED
8, 96, 87=OTHER

DIAB3A.

1=YES
2=YES, BUT FEMALE TOLD DURING PREGNANCY
3=NO
4=NO, PRE-DIABETES OR BORDERLINE DIABETES
7=DON'T KNOW/ NOT SURE
9=REFUSED

Part IV: Categorical Variable Formats

DIABDCD.

1=YES
2=GESTATIONAL
3=NO
4=PREDIABETES
7, 77=DON'T KNOW/NOT SURE
9, 99=REFUSED
96=OTHER

DIABCORA.

1=YES
2=NO
3=GESTATIONAL
4=PREDIABETES
7, 77=DON'T KNOW/NOT SURE
9, 99=REFUSED
96=OTHER

DIABMOD.

1=ALL OF THE TIME
2=MOST OF THE TIME
3=SOME OF THE TIME
4=A LITTLE BIT OF THE TIME
5=NONE OF THE TIME
7, 77=DON'T KNOW/NOT SURE
9, 99=REFUSED
96=OTHER

DIFFIC.

1=VERY DIFFICULT
2=SOMEWHAT DIFFICULT
3=NOT VERY DIFFICULT
4=NOT AT ALL DIFFICULT
7, 77=DON'T KNOW/NOT SURE
9, 99=REFUSED
96=OTHER

DOCTYPE.

1=PRIMARY HEALTH PROVIDER
2=NURSE OR MEDICAL OFFICE ASSISTANT
3=COMMUNITY HEALTH WORKER
4=FOLK OR TRADITIONAL HEALER
5=NEIGHBOR, FAMILY MEMBER OR FRIEND
6=MORE THAN ONE OF THE ABOVE
7=NONE OF THE ABOVE
8=NO ONE HAS TALKED WITH ME ABOUT HOW TO
PREVENT LEAD POISONING
77=DON'T KNOW/NOT SURE
99=REFUSED

DRIVE.

1=YES
2=NO
3=DON'T DRIVE
4=DON'T HAVE LICENSE
7, 77=DON'T KNOW/NOT SURE
9, 99=REFUSED

DRIVEINFL.

1=I DID NOT DRIVE A CAR OR OTHER VEHICLE DURING
THE PAST 30 DAYS/ NO CONDUJE UN COCHE U OTRO
VEHÍCULO DURANTE LOS ÚLTIMOS 30 DÍAS
2=0 TIMES/ 0 VECES
3=1 TIME/ 1 VEZ
4=2 OR 3 TIMES/ 2 O 3 VECES
5=4 OR 5 TIMES/ 4 O 5 VECES
6=6 OR MORE TIMES/ 6 O MÁS VECES
77=DON'T KNOW/NOT SURE
99=REFUSED

DRNKANY5a.

1=YES (DRNKALC2 <=231)
2=NO (DRNKALC2=888)
7=DON'T KNOW/ NOT SURE
9=REFUSED

DRNKPAY.

777=DON'T KNOW/NOT SURE
888=PAID NOTHING – ALL DRINKS FREE
999=REFUSED

DROCDY3A.

0=NO DRINK OCCASIONS PER DAY
1-899=DRINK OCCASIONS PER DAY
900=DON'T KNOW/ NOT SURE/ REFUSED

DVRELATN.

1=HUSBAND
2=FORMER HUSBAND
3=PARTNER
4=FORMER PARTNER
5=BOYFRIEND
6=GIRLFRIEND
7=FORMER BOYFRIEND
8=FORMER GIRLFRIEND
9=FEMALE FIRST DATE
10=MALE FIRST DATE
11=MALE LIVE-IN PARTNER
12=FEMALE LIVE-IN PARTNER
13=FORMER MALE LIVE-IN PARTNER
14=FORMER FEMALE LIVE-IN PARTNER
15=OTHER (SPECIFY)
77=DON'T KNOW/ NOT SURE
99=REFUSED

EATCNDY.

1=DAILY
2=WEEKLY
3=MONTHLY
4=LESS THAN MONTHLY
77=DON'T KNOW/ NOT SURE
99=REFUSED

EATLESS.

1=NEVER
2=1 TO 3 TIMES PER MONTH
3=4 TO 7 TIMES PER MONTH
4=MORE THAN 7 TIMES A MONTH
7, 77=DON'T KNOW/NOT SURE
88=NA
9, 99=REFUSED
96=OTHER

EDUCA.

88=NEVER ATTENDED SCHOOL OR ONLY
KINDERGARTEN (USED 2000 FORWARD)
1=LESS THAN 9TH GRADE
2=SOME HIGH SCHOOL
3=HS GRAD OR GED CERT
4=SOME TECHNICAL SCHOOL
5=TECHNICAL SCHOOL GRAD
6=SOME COLLEGE
7=COLLEGE GRADUATE
8=POST GRAD
9, 99=REFUSED
77=DON'T KNOW/NOT SURE
96=OTHER

Part IV: Categorical Variable Formats

EDUCAA.

1, 88=NEVER ATTENDED
2=GRADES 1 THRU 8
3=GRADES 9 THRU 11
4=HIGH SCHOOL GRAD
5=SOME COLLEGE
6=COLLEGE GRAD
7, 77=DON'T KNOW/NOT SURE
9, 99=REFUSED
96=OTHER

EDUCAC.

1=NEVER ATTENDED SCHOOL OR ONLY
KINDERGARTEN
2=GRADES 1 THRU 8 (ELEMENTARY)
3=GRADES 9 THRU 11 (SOME HIGH SCHOOL)
4=GRADE 12 OR GED (HIGH SCHOOL GRADUATE)
5=COLLEGE 1 YEAR TO 3 YEARS (SOME COLLEGE OR
TECHNICAL SCHOOL
6=COLLEGE 4 YEARS OR MORE (COLLEGE GRADUATE)
9=REFUSED

EFFECT.

1=EQUALLY EFFECTIVE
2=SOME MORE EFFECTIVE THAN OTHERS
3=NO OPINION
77=DON'T KNOW
99=REFUSED

ELECTRON.

1=CELL PHONE/SMART PHONE
2=COMPUTER
3=TV/ DVD
4=RADIO
5=OTHER
6=DON'T USE ELECTRONIC EQUIPMENT FOR HEALTH
INFO
7=NONE OF THE ABOVE
77=DON'T KNOW/NOT SURE
99=REFUSED

EMOTSUP.

1=ALWAYS
2=USUALLY
3=SOMETIMES
4=RARELY
5=NEVER
77=DON'T KNOW/NOT SURE
99=REFUSED

EMPLOY.

1=EMPLOYED FOR WAGES
2=SELF EMPLOYED
3=OUT OF WORK > 1 YEAR
4=OUT OF WORK < 1 YEAR
5=HOMEMAKER
6=STUDENT
7=RETIRED
77=DON'T KNOW/NOT SURE
9, 99=REFUSED
96=OTHER

EMPLOYA.

1=EMPLOYED FOR WAGES
2=SELF EMPLOYED
3=OUT OF WORK > 1 YEAR
4=OUT OF WORK < 1 YEAR
5=HOMEMAKER
6=STUDENT
7=RETIRED
8=UNABLE TO WORK
77=DON'T KNOW
9, 99=REFUSED

EPHEDDR.

1=YES-WENT TO THE EMERGENCY ROOM
2=YES-SAW A DOCTOR/HEALTH PROFESSIONAL
3=NO
77=DON'T KNOW
99=REFUSED

EVDAY.

1=EVERYDAY
2=SOMEDAYS
3=NOT AT ALL
7, 77=DON'T KNOW/NOT SURE
9, 99=REFUSED
96=OTHER

EWC2a.

1=DOCTOR DID NOT RECOMMEND IT
2=NO REASON TO HAVE A MAMMOGRAM
3=NO INSURANCE TO PAY FOR IT
4=TOO PAINFUL
5=OTHER (SPECIFY)
77=DON'T KNOW/ NOT SURE
99=REFUSED

EWC4a.

1=MORE THAN ONCE EVERY YEAR
2=ONCE EVERY YEAR
3=ONCE EVERY 2 YEARS
4=ONCE EVERY 3 OR MORE YEARS
5=NEVER AGAIN AFTER THE INITIAL MAMMOGRAM/
ONCE IN HER LIFETIME
6=OTHER (SPECIFY)
77=DON'T KNOW/ NOT SURE
99=REFUSED

EWC9a.

1=IN 1 YEAR
2=IN 2 YEARS
3=IN 3 YEARS
4=IN 5 YEARS
5=IN 6 OR MORE YEARS
6=IT WAS NOT RECOMMENDED WHEN I SHOULD HAVE
ANOTHER CERVICAL SCREENING EXAM
77=DON'T KNOW/ NOT SURE
99=REFUSED

EXBMOD.

77777=DON'T KNOW
99999=REFUSED

Part IV: Categorical Variable Formats

EXERACT.

01=AEROBICS CLASS
02=BACK PACKING
03=BADMINTON
04=BASKETBALL
05=BICYCLING
06=BOATING
07=BOWLING
08=BOXING
09=CALISTHENICS
10=CANOEING/ROWING-IN COMPETITION'
11=CARPENTRY
12=DANCING-AEROBIC/BALLET
13=FISHING
14=GARDENING
15=GOLF
16=HANDBALL
17=HEALTH CLUB EXERCISE
18=HIKING-CROSS COUNTRY
19=HOME EXERCISE
20=HORSEBACK RIDING
21=HUNTING LARGE GAME
22=JOGGING
23=JUDO/KARATE
24=MOUNTAIN CLIMBING
25=MOWING LAWN
26=PADDLEBALL
27=PAINTING/PAPERING HOUSE
28=RACQUETBALL
29=RAKING LAWN
30=RUNNING
31=ROPE SKIPPING
32=SCUBA DIVING
33=SKATING
34=SLEDDING
35=SNORKELING
36=SNOW SHOEING
37=SNOW SHOVELING
38=SNOW BLOWING
39=SNOW SKIING
40=SOCCER
41=SOFTBALL
42=SQUASH
43=STAIR CLIMBING
44=STREAM FISHING IN WADERS
45=SURFING
46=SWIMMING LAPS
47=TABLE TENNIS
48=TENNIS
49=TOUCH FOOTBALL
50=VOLLEY BALL
51=WALKING
52=WATER SKIING
53=WEIGHT LIFTING
54=OTHER
55=BICYCLE EXERCISE MACHINE
56=ROWING MACHINE EXERCISE
601=CANOEING -PLEASURE
602=ROWING -PLEASURE
603 =SAILING -PLEASURE
604=CAMPING
1001=ROWING -IN COMPETITION
1004=FILLING -GARDENING
1201=AEROBIC DANCING
1202=BALLET DANCING
1401=SPADING -GARDENING
1402=WEEDING -GARDENING
1403=DIGGING -GARDENING
2301=KARATE
2701=PAPERING HOUSE

3301=ICE SKATING
3302=ROLLER SKATING
3303=IN-LINE SKATING
3401=TOBOGGANING, SLEDDING
77=DON'T KNOW/NOT SURE
99=REFUSED

Part IV: Categorical Variable Formats

EXERACTB.

1=ACTIVE GAMING DEVICES (WII FIT, DANCE REVOLUTION)	67=WEIGHT LIFTING
2=AEROBICS VIDEO OR CLASS	68=WRESTLING
3=BACKPACKING	69=YOGA
4=BADMINTON	71=CHILDCARE
5=BASKETBALL	72 FARM/RANCH WORK
6=BICYCLING MACHINE EXERCISE	73 HOUSEHOLD ACTIVITIES
7=BICYCLING	74 KARATE/MARTIAL ARTS
8=BOATING (CANOEING, ROWING, KAYAKING, SAILING FOR PLEASURE OR CAMPING)	75 UPPER BODY CYCLE
9=BOWLING	76 YARD WORK
10=BOXING	70, 98 =OTHER
11=CALISTHENICS	77=DON'T KNOW/NOT SURE
12=CANOEING/ROWING IN COMPETITION	88=NO AEROBIC PHYSICAL ACTIVITY
13=CARPENTRY	99=REFUSED
14=DANCING-BALLET, BALLROOM, LATIN, HIP HOP, ETC	
15=ELLIPTICAL/EFX MACHINE EXERCISE	
16=FISHING FROM RIVER BANK OR BOAT	
17=FRISBEE	
18=GARDENING (SPADING, WEEDING, DIGGING, FILLING)	
19=GOLF (WITH MOTORIZED CART)	
20=GOLF (WITHOUT MOTORIZED CART)	
21=HANDBALL	
22=HIKING – CROSS-COUNTRY	
23=HOCKEY	
24=HORSEBACK RIDING	
25=HUNTING LARGE GAME – DEER, ELK	
26=HUNTING SMALL GAME – QUAIL	
27=INLINE SKATING	
28=JOGGING	
29=LACROSSE	
30=MOUNTAIN CLIMBING	
31=MOWING LAWN	
32=PADDLEBALL	
33=PAINTING/PAPERING HOUSE	
34=PILATES	
35=RACQUETBALL	
36=RAKING LAWN	
37=RUNNING	
38=ROCK CLIMBING	
39=ROPE SKIPPING	
40=ROWING MACHINE EXERCISE	
41=RUGBY	
42=SCUBA DIVING	
43=SKATEBOARDING	
44=SKATING – ICE OR ROLLER	
45=SLEDDING, TOBOGGANING	
46=SNORKELING	
47=SNOW BLOWING	
48=SNOW SHOVELING BY HAND	
49=SNOW SKIING	
50=SNOWSHOEING	
51=SOCCER	
52=SOFTBALL/BASEBALL	
53=SQUASH	
54=STAIR CLIMBING/STAIR MASTER	
55=STREAM FISHING IN WADERS	
56=SURFING	
57=SWIMMING	
58=SWIMMING IN LAPS	
59=TABLE TENNIS	
60=TAI CHI	
61=TENNIS	
62=TOUCH FOOTBALL	
63=VOLLEYBALL	
64=WALKING	
66=WATERSKIING	

Part IV: Categorical Variable Formats

EXERWORK.

1=MOSTLY SITTING OR STANDING
2=MOSTLY WALKING
3=MOSTLY HEAVY LABOR OR PHYSICALLY DEMANDING WORK
7, 77=DON'T KNOW/NOT SURE
9, 99=REFUSED

FAT.

1=HIGH
2=MEDIUM
3=LOW
7, 77=DON'T KNOW/NOT SURE
9, 99=REFUSED
96=OTHER

FEAR.

1=YES
2=NO
3=NO PARTNER IN PAST 12 MONTHS
7=DON'T KNOW
9=REFUSED

FEWCAL.

1=YES-CALORIES
2=YES-FAT
3=YES-CAL & FAT
4=NO
7, 77=DON'T KNOW/NOT SURE
9, 99=REFUSED
96=OTHER

FIBER.

1=HIGH
2=MEDIUM
3=LOW
7, 77=DON'T KNOW/NOT SURE
9, 99=REFUSED
96=OTHER

FLAVSTART.

1=CIGARETTES
2=E-CIGARETTES OR VAPING PRODUCTS
3=CIGARS
5=CHEW
6=HOOKAH
77=DON'T KNOW
99=REFUSED

FLUORIDE.

1=FOR
2=AGAINST
7, 77=DON'T KNOW/NOT SURE
9, 99=REFUSED
96=OTHER

FLUPLACE.

1=A DOCTORS OFFICE OR HMO
2=A HEALTH DEPT OR HEALTH DEPT CLINIC
3=OTHER TYPE OF CLINIC OR HEALTH CENTER
4=A SENIOR, RECREATION OR COMMUNITY CENTER'
5=A STORE
6=A HOSPITAL OR ER
7=WORKPLACE
8, 96=OTHER
77=DON'T KNOW/NOT SURE
99=REFUSED

FLUPLACB.

1=A DOCTORS OFFICE OR HMO
2=A COMMUNITY HEALTH CTR OR OTHER CLINIC
3=A MOBILE HEALTH UNIT
4=A SENIOR, RECREATION OR COMMUNITY CENTER'
5=A MARKET, DRUGSTORE, OR PHARMACY
6=A HOSPITAL OR ER
7=A HEALTH DEPT
8=NURSING HOME OR LONG TERM CARE FACILITY'
9=WORKPLACE
96=OTHER
77=DON'T KNOW/NOT SURE
88=NA
99=REFUSED

FLUPLACC.

1=A DOCTORS OFFICE OR HMO
2=A HEALTH DEPT OR HEALTH DEPT CLINIC
3=OTHER TYPE OF CLINIC OR HEALTH CENTER
4=A SENIOR, RECREATION OR COMMUNITY CENTER'
5=A STORE
6=A HOSPITAL OR ER
7=EMERGENCY ROOM
8=WORKPLACE
9=SOME OTHER KIND OF PLACE
10=RECEIVED VACCINATION IN CANADA/MEXICO'
11=MOBILE HEALTH UNIT
12=NURSING HOME/LONG TERM CARE FACILITY
96=OTHER
77=DON'T KNOW/NOT SURE
99=REFUSED
88=NA

FLUPLACD.

1=DOCTOR'S OFFICE OR HMO
2=HEALTH DEPT., CLINIC, HEALTH CENTER, ETC.
3=SENIOR CENTER, COMMUNITY OR REC. CENTER
4=STORE
5=HOSPITAL
6=EMERGENCY ROOM
7=WORKPLACE
8=SOME OTHER PLACE (SPECIFY)
77=DON'T KNOW/NOT SURE
99=REFUSED

FLUPLACF.

1=DOCTOR'S OFFICE OR HMO
2=HEALTH DEPT
3=OTHER TYPE OF CLINIC OR HEALTH CENTER
4=SENIOR CENTER, COMMUNITY OR REC. CENTER
5=STORE
6=HOSPITAL
7=EMERGENCY ROOM
8=WORKPLACE
9=SOME OTHER PLACE (SPECIFY)
10=RECEIVED VACCINATION IN CANADA/MEXICO'
11=SCHOOL
77=DON'T KNOW/NOT SURE
99=REFUSED

Part IV: Categorical Variable Formats

FLUTEST.

1=YOU HAD A FLU TEST AND IT WAS POSITIVE
2=YOU HAD A FLU TEST AND IT WAS NEGATIVE
3=NO FLU TEST WAS DONE
77=DON'T KNOW
99=REFUSED

FMONTH.

Respondents collected by CA:

1= DATA SAMPLE FOR JANUARY TO MARCH
4= DATA SAMPLE FOR APRIL TO JUNE
7= DATA SAMPLE FOR JULY TO SEPTEMBER
10=DATA SAMPLE FOR OCTOBER TO DECEMBER
Starting 2014, CA respondents collected by other states:

1=SAMPLE FOR JANUARY
2=SAMPLE FOR FEBRUARY
3=SAMPLE FOR MARCH
4=SAMPLE FOR APRIL
5=SAMPLE FOR MAY
6=SAMPLE FOR JUNE
7=SAMPLE FOR JULY
8=SAMPLE FOR AUGUST
9=SAMPLE FOR SEPTEMBER
10=SAMPLE FOR OCTOBER
11=SAMPLE FOR NOVEMBER
12=SAMPLE FOR DECEMBER

FRUIT.

1=NONE
2=ONE
3=TWO
4=THREE OR MORE
7, 77=DON'T KNOW/NOT SURE
9, 99=REFUSED
96=OTHER

FTYPE.

1=PRIVATE BUSINESS
2=FEDERAL GOVERNMENT
3=STATE GOVERNMENT
4=LOCAL GOVERNMENT
7, 77=DON'T KNOW/NOT SURE
9, 99=REFUSED
96=OTHER

GETAIDS.

1=HIGH
2=MEDIUM
3=LOW
4=NONE
5, 88=NA
7, 77=DON'T KNOW/NOT SURE
9, 99=REFUSED
96=OTHER

GETAIDSA.

1=INCREASED
2=DECREASED
3=SAME
7, 77=DON'T KNOW/NOT SURE
9, 99=REFUSED
96=OTHER

GOTMLK.

1=AT HOME
2=NEIGHBORS FARM
3=FARM STORE
4=GROCERY STORE
5=HEALTH FOOD STORE
6=RESTAURANT
7, 77=DON'T KNOW/NOT SURE
9, 99=REFUSED
8, 96=OTHER

GRADE.

1=ELEMENTARY SCHOOL
2=6TH GRADE
3=7TH GRADE
4=8TH GRADE
5=HIGH SCHOOL
6=SHOULD NOT BE TAUGHT AT ANY GRADE
7, 77=DON'T KNOW/NOT SURE
9, 99=REFUSED

HEALTH.

1=EXCELLENT
2=VERY GOOD
3=GOOD
4=FAIR
5=POOR
7, 77=DON'T KNOW/NOT SURE
9, 99=REFUSED
96=OTHER

HELMET.

1=ALL REQUIRED TO WEAR
2=ONLY UNDER 18 REQUIRED TO WEAR
3=NOT REQUIRED AT ALL
7, 77=DON'T KNOW/NOT SURE
9, 99=REFUSED
96=OTHER

HELPADQ.

1=USUALLY ADEQUATE
2=SOMETIMES ADEQUATE
3=RARELY ADEQUATE
7=DON'T KNOW/ NOT SURE
9=REFUSED

HERPYN.

1=YES
2=NO
3=DO NOT KNOW WHAT HERPES IS
7, 77=DON'T KNOW/NOT SURE
9, 99=REFUSED
96=OTHER

HERPTF.

1=TRUE
2=FALSE
3=DON'T KNOW WHAT GENITAL HERPES IS
4=REFUSED MODULE
7, 77=DON'T KNOW/NOT SURE
9, 99=REFUSED
96=OTHER

HHRULE.

1=COMPLETELY PROHIBITED
2=GENERALLY PROHIBITED
3=ALLOWED IN SOME ROOMS ONLY
4=NO RESTRICTIONS ON SMOKING
5=RESTRICTIONS WHEN CERTAIN PEOPLE PRESENT
6=ONLY IN FRONT OR BACK YARD

Part IV: Categorical Variable Formats

HHRULEB.

1=COMPLETELY PROHIBITED
2=GENERALLY PROHIBITED
3=ALLOWED IN SOME ROOMS ONLY
4=NO RESTRICTIONS ON SMOKING
5=SMOKING IS ALLOWED OUTSIDE ONLY
6=OTHER
77=DON'T KNOW/ NOT SURE
99=REFUSED

HHRULES.

1=COMPLETELY PROHIBITED
2=GENERALLY PROHIBITED
3=ALLOWED IN SOME ROOMS ONLY
4=NO RESTRICTIONS ON SMOKING
5, 6, 96=OTHER
7, 77=DON'T KNOW/NOT SURE
9, 99=REFUSED

HHRULESA.

1=COMPLETELY PROHIBITED
2=SMOKING GENERALLY PROHIBITED
3=VAPING GENERALLY PROHIBITED
4=SMOKING ALLOWED IN SOME ROOMS ONLY
5=VAPING ALLOWED IN SOME ROOMS ONLY
6=NO RESTRICTIONS ON SMOKING AND VAPING
7=OTHER
77=DON'T KNOW/NOT SURE
88=NOT APPLICABLE
99=REFUSED

HHRULESB.

1=NOT ALLOWED ANYWHERE AT ANYTIME
2=ALLOWED IN SOME PLACES OR SOME TIMES
3=ALLOWED ANYWHERE AND ANY TIME
4=OTHER
77=DON'T KNOW/ NOT SURE
88=QUESTION CHANGED WITHIN SURVEY YEAR, RESP
ONLY ASKED HHRULES4 FOR 2016
99=REFUSED

HHRULESC.

1=NOT ALLOWED ANYWHERE AT ANYTIME
2=ALLOWED IN SOME PLACES OR SOME TIMES
3=ALLOWED ANYWHERE AND ANY TIME
77=DON'T KNOW
99=REFUSED

HIGHGT.

1=MORE THAN ONCE
2=ONLY ONCE
7, 77=DON'T KNOW/NOT SURE
9, 99=REFUSED
96=OTHER

HISP.

1=MEXICAN, MEXICAN AMERICAN, CHICANO/A
2=PUERTO RICAN
3=CUBAN
4=ANOTHER HISPANIC, LATINO/A, OR SPANISH ORIGIN
5=NO
7=DON'T KNOW/ NOT SURE
9=REFUSED
12-4321=MULTIPLE RESPONSES

HIV_BUY.

1=DEFINITELY YES
2=PROBABLY YES
3=MAYBE
4=PROBABLY NOT
5=DEFINITELY NOT
6=DO NOT PLAN TO BE TESTED
8, 88=NA (HIV POSITIVE)
7, 77=DO NOT KNOW/NOT SURE
9=REFUSED

HIV_HOW.

1=PRICKING YOUR FINGER TO GET A FEW DROPS OF
BLOOD
2=PUTTING A COTTON SWAB IN YOUR MOUTH
3=URINATING IN A CUP
4=NO OPINION'5=NONE OF THESE PLACES
6=DO NOT PLAN TO BE TESTED
8, 88=NA (HIV POSITIVE)
7, 77=DON'T KNOW/NOT SURE
9, 99=REFUSED

HIV_KIT.

1=DEFINITELY YES
2=PROBABLY YES
3=MAYBE
4=PROBABLY NOT
5=DEFINITELY NOT
6=NO PLAN TESTING NEXT 12 MONTHS
8, 88=NA (HIV POSITIVE)
7, 77=DO NOT KNOW/NOT SURE
9, 99=REFUSED

HIV_RSLT.

1=WITHIN 2 WEEK
2=AT ONCE, EVEN IF IT MEANS YOU MAY HAVE TO BE
TESTED AGAIN
3=NO OPINION'4=DO NOT PLAN TO BE TESTED
8, 88=NA (HIV POSITIVE)
7, 77=DON'T KNOW/NOT SURE
9, 99=REFUSED

HIV_TEST.

1=DEFINITELY YES
2=PROBABLY YES
3=MAYBE
4=PROBABLY NOT
5=DEFINITELY NOT
6, 8, 88=NA (HIV POSITIVE)
7, 77=DO NOT KNOW/NOT SURE
9, 99=REFUSED

HIV_WHR.

1=AT A PUBLIC CLINIC
2=AT A DOCTOR'S OFFICE
3=AT HOME USING A HOME TEST KIT
4=NO OPINION'5=NONE OF THESE PLACES
6=DO NOT PLAN TO BE TESTED
7, 77=DON'T KNOW/NOT SURE
9, 99=REFUSED

HIVCHG.

1=YES
2=NO
3=NOT APPLICABLE (CELIBATE)
7=DON'T KNOW/NOT SURE
9=REFUSED

Part IV: Categorical Variable Formats

HIVEFF.

1=VERY EFFECTIVE
2=SOMEWHAT EFFECTIVE
3=NOT AT ALL EFFECTIVE
88=NOT APPLICABLE
7, 77=DON'T KNOW/NOT SURE
9, 99=REFUSED

HIVIMPT.

1=VERY IMPORTANT
2=SOMEWHAT IMPORTANT
3=NOT AT ALL IMPORTANT
4=DEPENDS ON RISK
88=NOT APPLICABLE
7, 77=DON'T KNOW/NOT SURE
9, 99=REFUSED

HLTHGOOD.

1=EXCELLENT
2=GOOD
3=FAIR
4=POOR
7, 77=DON'T KNOW/NOT SURE
9, 99=REFUSED
96=OTHER

HLTHINFO.

1=GET IN MAIL OR PICK UP BROCHURE OR FLYER
2=MESSAGES OR APP ON CELL PHONE
3=INTERNET
4=DISCUSS WITH MEDICAL PROFESSIONAL
5=DISCUSS WITH COMMUNITY MEMBER, FAMILY MEMBER OR FRIEND
6=DISCUSS WITH A CURANDERO' 7=BILLBOARD, POSTER OR BUS SHELTER
8=TV, DVD OR RADIO
9=MAGAZINE OR NEWSPAPER
10=PRESENTATION OR TRAINING
11=NONE OF THE ABOVE
77=DON'T KNOW/NOT SURE
99=REFUSED

HLTHFULL.

1=AETNA HEALTH OF CALIFORNIA, INC.
2=AIDS HEALTHCARE FOUNDATION
3=ALAMEDA ALLIANCE FOR HEALTH
4=ARTA MEDICARE HEALTH PLAN, INC.
5=AVETA CALIFORNIA, INC.
6=BLUE CROSS OF CALIFORNIA
7=CALIFORNIA PHYSICIANS' SERVICE
8=CARE 1ST HEALTH PLAN
9=CAREMORE HEALTH PLAN
10=CENTRAL HEALTH PLAN OF CALIFORNIA, INC.
11=CHINESE COMMUNITY HEALTH PLAN
12=CIGNA HEALTHCARE OF CALIFORNIA, INC.
13=COMMUNITY HEALTH GROUP
14=CONTRA COSTA COUNTY MEDICAL SERVICES
15=COUNTY OF LOS ANGELES - DEPT OF HEALTH SERVICES
16=COUNTY OF VENTURA
17=GEMCARE HEALTH PLAN, INC.
18=GREAT-WEST HEALTHCARE OF CALIFORNIA, INC.
19=HEALTH NET OF CALIFORNIA, INC.
20=HERITAGE PROVIDER NETWORK, INC.
21=HONORED CITIZENS CHOICE HEALTH PLAN, INC.
22=INLAND EMPIRE HEALTH PLAN
23=INTER VALLEY HEALTH PLAN
24=KAISER FOUNDATION HEALTH PLAN, INC.
25=KERN HEALTH SYSTEMS
26=LOCAL INITIATIVE HEALTH AUTHORITY FOR L.A. COUNTY
27=MEDCORE HP
28=MOLINA HEALTHCARE OF CALIFORNIA
29=ON LOK SENIOR HEALTH SERVICES
30=ORANGE COUNTY HEALTH AUTHORITY
31=PACIFICARE OF CALIFORNIA
32=PRIMECARE MEDICAL NETWORK, INC.
33=SAN FRANCISCO COMMUNITY HEALTH AUTHORITY
34=SAN JOAQUIN COUNTY HEALTH COMMISSION
35=SAN MATEO HEALTH COMMISSION
36=SANTA BARBARA REGIONAL HEALTH AUTHORITY
37=SANTA CLARA COUNTY
38=SANTA CLARA COUNTY HEALTH AUTHORITY
39=SANTA CRUZ - MONTEREY MANAGED MEDICAL CARE COMM.
40=SCAN HEALTH PLAN
41=SCRIPPS CLINIC HEALTH PLAN SERVICES, INC.
42=SHARP HEALTH PLAN
43=SISTEMAS MEDICOS NACIONALES, S.A. DE C.V.
44=SOLANO-NAPA-YOLO COMMISSION ON MEDICAL CARE
45=UNIVERSAL CARE
46=WATTSHEALTH FOUNDATION, INC.
47=WESTERN HEALTH ADVANTAGE
85=OTHER (SPECIFY...)

Part IV: Categorical Variable Formats

HLTHLIST.

1=AETNA HEALTH PLANS
2=ALAMEDA ALLIANCE FOR HEALTH
3=ANTHEM HEALTH COMPANIES
4=BLUE CROSS
5=BLUE SHIELD
6=BPS (VIVAHEALTH)
7=CARE FIRST HEALTH PLAN
8=CAREAMERICA
9=CCN
10=CHINESE COMMUNITY HEALTH PLAN
11=CIGNA HEALTH CARE
12=CNA
13=COMMUNITY HEALTH GROUP
14=COMMUNITY HEALTH PLAN
15=CONTRA COSTA HEALTH PLAN
16=FOUNDATION HEALTH SYSTEMS
17=GREAT AMERICAN HEALTH PLAN
18=GREATER PACIFIC HEALTH PLAN
19=GUARDIAN
20=HEALTH NET
21=HEALTH PLAN OF SAN JOAQUIN
22=HEALTH PLAN OF SAN MATEO
23=HEALTH PLAN OF REDWOODS
24=HMO CALIFORNIA (EMPLOYERS HEALTH)
25=EMPLOYERS HEALTH (HMO CALIFORNIA)
26=INLAND EMPIRE HEALTH PLAN
27=INTER VALLEY HEALTH PLAN
28=KAISER FOUNDATION HEALTH PLAN, INC.
29=KERN HEALTH SYSTEMS
30=KEY HEALTH PLAN
31=L.A. CARE HEALTH PLAN
32=LIFEGUARD HEALTH PLAN
33=MAXICARE
34=MOLINA MEDICAL CENTER
35=NATIONAL HEALTH PLAN
36=OMNI HEALTHCARE INC
37=ONE HEALTH PLAN OF CALIFORNIA, INC
38=PACIFIC MUTUAL LIFE INSURANCE COMPANY
39=PACIFICARE OF CALIFORNIA
40=PRINCIPAL FINANCIAL GROUP
41=PRUDENTIAL HEALTHCARE OF CALIFORNIA, INC
42=SAN FRANCISCO HEALTH PLAN
43=SANTA BARBARA HEALTH INITIATIVE
44=SANTA CLARA COUNTY HEALTH AUTHORITY
45=SANTA CRUZ COUNTY HEALTH OPTIONS
46=SCAN HEALTH PLAN
47=SHARP HEALTH PLAN
48=SOLANO PARTNERSHIP HEALTHPLAN
49=TOWER HEALTH
50=ULLICO INC
51=UNITED HEALTH CARE (METRA HEALTH)
52=METRA HEALTH (UNITED HEALTH CARE)
53=UNITED HEALTH PLAN
54=UNITED INSURANCE COMPANY OF AMERICA
55=UNIVERSAL CARE, INC
56=VALLEY HEALTH PLAN
57=VENTURA COUNTY HEALTH CARE PLAN
58=WESTERN HEALTH ADVANTAGE
59=BLUE CROSS CALIFORNIA CARE
60=BLUE SHIELD ACCESS+/HMO
61=PRUCARE OF CALIFORNIA
62=BLUE CROSS SENIOR CALIFORNIA CARE
63=FOUNDATION SENIOR VALUE
64=HEALTH NET SENIORITY PLUS
65=PACIFICARE SECURE HORIZONS
66=SHIELD 65
67=AFFORDABLE/HEALTH CARE COMPARE
68=ANTHEM HEALTH
69=BEECH STREET
70=BLUE CROSS PRUDENT BUYER
71=BLUE CROSS STANDARD (STANDARD INSURANCE)
72=BECKWITH, HIGHTOWER, & RENBERG
73=FOUNDATION
74=HEALTHCARE FOUNDATION OF SUPERIOR CALIFORNIA
75=HEALTH NET ELECT
76=HEALTH NET SELECT
77=INTERPLAN
78=OUCH
79=PACIFICARE
80=PACIFIC HEALTH ALLIANCE
81=PPO ALLIANCE
82=PRU NET (PRUDENTIAL)
83=QUAL CARE
84=UNIVERSAL HEALTH NETWORK
85=OTHER (SPECIFY)
86=MEDICARE
87=MEDI-CAL
88=SELF PAY
89=TRICARE PRIME (CHAMPUS)
90=CHAMPUS\VA\TRICARE
91=UC CARE
92=MET LIFE
93=UNION SELF- INSURED
94=EMPLOYER SELF-INSURED
95=FARM BUREAU
96=FARMERS INSURANCE
97=GREAT WESTERN
98=NEW YORK LIFE
99=NORTHWEST NAT LIFE
100=PERS CARE
101=GOV. HOSP. ASSO.
102=TRAVELERS
103=GOLDEN OUTLOOK
104=JOINT BENEFIT TRUST
105=SIERRA COMM. CARE
106=STATE FARM INS.
107=GALLAGHER BASSET SERVICE PPO
108=PROVIDENT INSURANCE
109=DELTA HEALTH CARE
110=AM. WESTERN LIFE
111=MASS. MUTUAL
112=SUTTER PREFERRED
113=JOHN ALDEN LIFE
114=JOHN HANCOCK
115=OPERATING ENGINEERS
116=SECURE HORIZONS
117=MOTION PICTURE HEALTH AND WELFARE
118=AARP
119=FHP
120=FIRST HEALTH
121=FRIENDLY HILLS/FRIENDLY HEALTH
777=DON'T KNOW/ NOT SURE
999=REFUSED

Part IV: Categorical Variable Formats

HLTHLISTA.

1=AETNA HEALTH PLANS
2=AFFORDABLE/HEALTH CARE COMPARE
3=ALAMEDA ALLIANCE FOR HEALTH
4=AM= WESTERN LIFE
5=ANTHEM HEALTH
6=ANTHEM HEALTH COMPANIES
7=BECKWITH, HIGHTOWER, & RENBERG
8=BEECH STREET
9=BLUE CROSS STANDARD (STANDARD INSURANCE)
10=BLUE CROSS CALIFORNIACARE
11=BLUE CROSS SENIOR CALIFORNIA CARE
12=BLUE CROSS PRUDENT BUYER
13=BLUE SHIELD ACCESS+/HMO
14=BLUE CROSS
15=BLUE SHIELD
16=BPS (VIVAHEALTH)
17=CARE FIRST HEALTH PLAN
18=CAREAMERICA
19=CCN
20=CHAMPUS\VA\TRICARE
21=CHINESE COMMUNITY HEALTH PLAN
22=CIGNA HEALTH CARE
23=CNA
24=COMMUNITY HEALTH PLAN
25=COMMUNITY HEALTH GROUP
26=CONTRA COSTA HEALTH PLAN
27=DELTA HEALTH CARE
28=EMPLOYER SELF-INSURED
29=EMPLOYERS HEALTH (HMO CALIFORNIA)
30=FARM BUREAU
31=FARMER'S INSURANCE
32=FOUNDATION HEALTH SYSTEMS
33=FOUNDATION
34=FOUNDATION SENIOR VALUE
35=GOLDEN OUTLOOK
36=GOV= HOSP= ASSO=
37=GREAT WESTERN
38=GREAT AMERICAN HEALTH PLAN
39=GREATER PACIFIC HEALTHPLAN
40=GUARDIAN
41=HEALTH NET ELECT
42=HEALTH NET SENIORITY PLUS
43=HEALTH NET SELECT
44=HEALTH PLAN OF REDWOODS
45=HEALTH PLAN OF SAN MATEO
46=HEALTH PLAN OF SAN JOAQUIN
47=HEALTH NET
48=HEALTHCARE FOUNDATION OF SUPERIOR CA
49=HMO CALIFORNIA (EMPLOYERS HEALTH)
50=INLAND EMPIRE HEALTH PLAN
51=INTER VALLEY HEALTH PLAN
52=INTERPLAN
53=JOHN ALDEN LIFE
54=JOHN HANCOCK
55=JOINT BENEFIT TRUST
56=KAISER FOUNDATION HEALTH PLAN, INC=
57=KERN HEALTH SYSTEMS
58=KEY HEALTH PLAN
59=L=A= CARE HEALTH PLAN
60=LIFEGUARD HEALTH PLAN
61=MASS= MUTUAL
62=MAXICARE
63=MEDI-CAL
64=MEDICARE
65=MET LIFE
66=METRA HEALTH (UNITED HEALTH CARE)
67=MOLINA MEDICAL CENTER
68=NATIONAL HEALTH PLAN
69=NEW YORK LIFE
70=NORTHEWEST NAT= LIFE
71=OMNI HEALTHCARE INC
72=ONE HEALTH PLAN OF CALIFORNIA, INC
73=OPERATING ENGINEERS
74=OUCH
75=PACIFIC HEALTH ALLIANCE
76=PACIFIC MUTUAL LIFE INSURANCE CO
77=PACIFICARE
78=PACIFICARE OF CALIFORNIA
79=PACIFICARE SECURE HORIZONS
80= PERS CARE
81=PPO ALLIANCE
82=PRINCIPAL FINANCIAL GROUP
83=PRUDENTIAL HEALTHCARE OF CA, INC
84=PROVIDENT INSURANCE
85=PRU NET (PRUDENTIAL)
86=PRUCARE OF CALIFORNIA
87=QUAL CARE
88=SAN FRANCISCO HEALTH PLAN
89=SANTA CLARA COUNTY HEALTH AUTHORITY
90=SANTA CRUZ COUNTY HEALTH OPTIONS
91=SANTA BARBARA HEALTH INITIATIVE
92=SCAN HEALTH PLAN
93=SELF PAY
94=SHARP HEALTH PLAN
95=SHIELD 65
96=SIERRA COMM CARE
97=SOLANO PARTNERSHIP HEALTHPLAN
98=STATE FARM INS
99=GALLAGHER BASSET SERVICE PPO
100=SUTTER PREFERRED
101=TOWER HEALTH
102=TRAVELERS
103=TRICARE PRIME (CHAMPUS)
104=UC CARE
105=ULLICO INC
106=UNION SELF-INSURED
107=UNITED HEALTH CARE (METRA HEALTH)
108=UNITED HEALTH PLAN
109=UNITED INSURANCE COMPANY OF AMERICA
110=UNIVERSAL CARE, INC
111=UNIVERSAL HEALTH NETWORK
112=VALLEY HEALTH PLAN
113=VENTURA COUNTY HEALTH CARE PLAN
114=WESTERN HEALTH ADVANTAGE
115=OTHER (SPECIFY)
777= DON'T KNOW/NOT SURE
999= REFUSED

Part IV: Categorical Variable Formats

HLTHLSTB.

1=AETNA HEALTH PLANS	71=BLUE CROSS STANDARD (STANDARD INSURANCE)
2=ALAMEDA ALLIANCE FOR HEALTH	72=BECKWITH, HIGHTOWER, & RENBERG
3=ANTHEM HEALTH COMPANIES	73=FOUNDATION
4=BLUE CROSS	74=HEALTHCARE FOUNDATION OF SUPERIOR CALIFORNIA
5=BLUE SHIELD	75=HEALTH NET ELECT
6=BPS (VIVAHEALTH)	76=HEALTH NET SELECT
7=CARE FIRST HEALTH PLAN' 8=CAREAMERICA	77=INTERPLAN
9=CCN	78=OUCH
10=CHINESE COMMUNITY HEALTH PLAN	79=PACIFICARE
11=CIGNA HEALTH CARE	80=PACIFIC HEALTH ALLIANCE
12=CNA	81=PPO ALLIANCE
13=COMMUNITY HEALTH GROUP	82=PRU NET (PRUDENTIAL)
14=COMMUNITY HEALTH PLAN	83=QUAL CARE
15=CONTRA COSTA HEALTH PLAN	84=UNIVERSAL HEALTH NETWORK
16=FOUNDATION HEALTH SYSTEMS	85=OTHER (SPECIFY)
17=GREAT AMERICAN HEALTH PLAN	86=MEDICARE
18=GREAT PACIFIC HEALTHPLAN	87=MEDI-CAL
19=GUARDIAN	88=SELF PAY
20=HEALTH NET	89=TRICARE PRIME (CHAMPUS)
21=HEALTH PLAN OF SAN JOAQUIN	90=CHAMPUS\VA\TRICARE
22=HEALTH PLAN OF SAN MATEO	91=UC CARE
23=HEALTH PLAN OF REDWOODS	92=MET LIFE
24=HMO CALIFORNIA (EMPLOYERS HEALTH)	93=UNION SELF- INSURED
25=EMPLOYERS HEALTH (HMO CALIFORNIA)	94=EMPLOYER SELF-INSURED
26=INLAND EMPIRE HEALTH PLAN	95=FARM BUREAU
27=INTER VALLEY HEALTH PLAN	96=FARMERS INSURANCE
28=KAISER FOUNDATION HEALTH PLAN, INC.	97=GREAT WESTERN
29=KERN HEALTH SYSTEMS	98=NEW YORK LIFE
30=KEY HEALTH PLAN	99=NORTHWEST NAT LIFE
31=L. A. CARE HEALTH PLAN	100=PERS CARE
32=LIFEGUARD HEALTH PLAN	101=GOV. HOSP. ASSO.
33=MAXICARE	102=TRAVELERS
34=MOLINA MEDICAL CENTER	103=GOLDEN OUTLOOK
35=NATIONAL HEALTH PLAN	104=JOINT BENEFIT TRUST
36=OMNI HEALTHCARE INC	105=SIERRA COMM. CARE
37=ONE HEALTH PLAN OF CALIFORNIA, INC	106=STATE FARM INS.
38=PACIFIC MUTUAL LIFE INSURANCE COMPANY	107=GALLAGHER BASSET SERVICE PPO
39=PACIFICARE OF CALIFORNIA	108=PROVIDENT INSURANCE
40=PRINCIPAL FINANCIAL GROUP	109=DELTA HEALTH CARE
41=PRUDENTIAL HEALTHCARE OF CALIFORNIA, INC	110=AM. WESTERN LIFE
42=SAN FRANCISCO HEALTH PLAN	111=MASS. MUTUAL
43=SANTA BARBARA HEALTH INITIATIVE	112=SUTTER PREFERRED
44=SANTA CLARA COUNTY HEALTH AUTHORITY	113=JOHN ALDEN LIFE
45=SANTA CRUZ COUNTY HEALTH OPTIONS	114=JOHN HANCOCK
46=SCAN HEALTH PLAN	115=OPERATING ENGINEERS
47=SHARP HEALTH PLAN	116=SECURE HORIZONS
48=SOLANO PARTNERSHIP HEALTHPLAN	117=CAL FARM
49=TOWER HEALTH	118=MOTION PICTURE
50=ULLICO INC	119=CAL OPTIMA
51=UNITED HEALTH CARE (METRA HEALTH)	120=AARP
52=METRA HEALTH (UNITED HEALTH CARE)	121=FIRST HEALTH
53=UNITED HEALTH PLAN	122=HARDER & COMPANY
54=UNITED INSURANCE COMPANY OF AMERICA	123=UNICARE
55=UNIVERSAL CARE, INC	124=GENERAL AMERICAN
56=VALLEY HEALTH PLAN	125=GOV EMPL HEALTH ASSOC
57=VENTURA COUNTY HEALTH CARE PLAN	126=MUTUAL OF OMAHA
58=WESTERN HEALTH ADVANTAGE	127=ADVENTIST HEALTH
59=BLUE CROSS CALIFORNIA CARE	128=EXCLUSIVE HEALTH CARE
60=BLUE SHIELD ACCESS+/HMO	129=RISK MANAGEMENT
61=PRUCARE OF CALIFORNIA	130=UNITED AMERICAN
62=BLUE CROSS SENIOR CALIFORNIA CARE	131=HUMANA EMPLOYERS HEALTH
63=FOUNDATION SENIOR VALUE	132=SISC SELF INSURED SCHOOL OF CA
64=HEALTH NET SENIORITY PLUS	133=CORESTAR
65=PACIFICARE SECURE HORIZONS	134=AFTRA, AM. FED OF TV/RADIO ARTISTS
66=SHIELD 65	135=HEALTHY FAMILIES
67=AFFORDABLE/HEALTH CARE COMPARE	136=CARPENTER'S HEALTH/WELFARE FUND
68=ANTHEM HEALTH	137=CENTRAL VALLEY TRUST
69=BEECH STREET	138=GSHIP GRADUATE STUDENT HEALTH INSURANCE
70=BLUE CROSS PRUDENT BUYER	139=GREAT WEST (ONE HEALTH SHIELD)

Part IV: Categorical Variable Formats

HLTHLSTB. (CONT.)

140=BLUE CROSS/BLUE SHIELD
141=AIDS HEALTHCARE FOUNDATION
142=ARTA MEDICARE HEALTH PLAN, INC.
143=AVETA CALIFORNIA, INC.
144=CALIFORNIA PHYSICIANS SERVICE
145=CAREMORE HEALTH PLAN
146=CENTRAL HEALTH PLAN OF CALIFORNIA, INC.
147=CONTRA COSTA COUNTY MEDICAL SERVICES
148=COUNTY OF LOS ANGELES - DEPT OF HEALTH S
149=COUNTY OF VENTURA
150=GEMCARE HEALTH PLAN, INC.
151=GREAT-WEST HEALTHCARE OF CALIFORNIA, INC
152=HEALTH NEW OF CALIFORNIA, INC.
153=HERITAGE PROVIDER NETWORK, INC.
154=HONORED CITIZENS CHOICE HEALTH PLAN, INC
155=LOCAL INITIATIVE HEALTH AUTHORITY FOR L.
156=MEDCORE HP
157=MOLINA HEALTHCARE OF CALIFORNIA
158=ON LOK SENIOR HEALTH SERVICES
159=ORANGE COUNTY HEALTH AUTHORITY
160=PRIMECARE MEDICAL NETWORK, INC.
161=SAN FRANCISCO COMMUNITY HEALTH
AUTHORITY
162=SAN JOAQUIN COUNTY HEALTH COMMISSION
163=SAN MATEO HEALTH COMMISSION
164=SANTA BARBARA REGIONAL HEALTH AUTHORITY
165=SANTA CLARA COUNTY
166=SANTA CRUZ - MONTEREY MANAGED MEDICAL CA
167=SCRIPPS CLINIC HEALTH PLAN SERVICES, INC
168=SISTEMAS MEDICOS NACIONALES, S.A. DE C.V
169=SOLANO-NAPA-YOLO COMMISSION ON MEDICAL C
170=WATTS HEALTH FOUNDATION, INC.
171=CMSP (COUNTY MEDICAL SERVICES PROGRAM)
172=DEFINITY HEALTH
173=MEGA LIFE & HEALTH INSURANCE
174=NATIONWIDE HEALTH INSURANCE
175=WELL CARE
777=DON'T KNOW
999=REFUSED

Part IV: Categorical Variable Formats

HLTHNAME.

101=AETNA HEALTHCARE PROGRAM
102=AMERICAN HEALTHGUARD CORP
103=AMERIMED
104=APPLE HEALTH AND DENTAL PLAN
105=AV-MED
106=BAY PACIFIC HEALTH PLAN
107=CALIFORNIA MEDICAL GROUP HEALTH PLAN
108=CALIFORNIA MEDICAL PLANS
109=CALIFORNIA PHYSICIANS SERVICE/BLUE SHLD
110=CALIFORNIA PSYCHOLOGICAL HEALTH PLAN
111=CALIFORNIA WELLNESS PLAN
112=CENTRAL VALLEY HEALTH PLAN/VALUCARE
113=CHILDRENS HOSPITAL OF SF/BRIDGEWAY
114=CHINESE COMMUNITY HEALTH PLAN
115=CIGNA HEALTH PLAN OF SO. CA. AND NO. CA.
116=CITY OF SAN JOSE
117=COAST HEALTH PLAN
118=COMMUNITY HEALTH GROUP
119=COMMUNITY HEALTH PLAN
120=CONSOLIDATED HEALTH SERVICE
121=CONSUMER HEALTH, INC.
122=CONTRA COSTA HEALTH PLAN
123=DIAMOND HEALTH PLAN
124=EQUICOR HEALTH PLAN/HEALTH GRP INTERNATL
125=FAMILY HEALTH FOUNDATION OF ALVISO
126=FAMILY HEALTH PROGRAM
127=FAMILY HEALTH SERVICES
128=FOUNDATION FOR MEDICAL CARE OF SONOMA
129=FOUNDATION HEALTH PLAN/AMERICARE
130=FREEDOM PLAN
131=FRENCH HOSPITAL HEALTH PLAN
132=GENERAL MEDICAL CENTERS
133=GOLDEN BAY HEALTH PLAN/PRIME HEALTH PLAN
134=GOLDEN WEST HEALTH PLAN
135=GREATER SAN DIEGO HEALTH PLAN
136=GREATER SOUTH BAY HEALTH PLAN
137=GROSSMONT HEALTH PLAN
138=GROUP HEALTH SERVICE PLAN
139=HEALS
140=HEALTH BENEFITS, INC.
141=HEALTH PLAN OF THE REDWOODS/KEYCARE
142=HEALTH AMERICA/ROCKRIDGE HEALTH PLAN
143=HEALTHCARE
144=HEALTHDENT OF CALIFORNIA
145=HEALTHWEST CAREAMERICA PLAN/UNIHEALTH
146=HYGEIA
147=INLAND HEALTH PLAN
148=INSTITUTE FOR PREVENTIVE MEDICINE (IPM)
149=INTER VALLEY HEALTH PLAN
150=KAISER PERMANENTE/K. FOUND. ADDED CHOICE
152=LIFEGUARD
153=LOMA LINDA AFFILIATED HEALTH PLAN
154=MAXICARE
155=MERCY EXPANDED CARE
156=METLIFE HEALTH CARE NETWORK
157=MODERN HEALTH CARE SYSTEMS
158=NATIONAL HEALTHCARE SYSTEMS
159=NORTH-EAST SAN DIEGO HEALTH PLAN
160=OCCUPATIONAL HEALTH SERVICES, INC.
161=ON LOOK SENIOR HEALTH SERVICES
162=PACIFICARE
163=PARTNERS HEALTH PLAN
164=PEAK HEALTH PLAN OF CAL.
165=PHYSICIAN CHOICE HEALTH PLAN
166=PLAN FOR HEALTH' 167=PREFERRED HEALTH PLAN
168=PRIVATE MEDICAL CARE
169=QUALITY CHOICE HEALTH PLAN
170=REDWOOD HEALTH FOUNDATION
171=ROSS-LOOS MED GROUP/HLTH PLAN OF SO CA
172=SAFEGUARD
173=SAINT JOSEPHS OMNI HEALTH PLAN
174=SCAN HEALTH PLAN
175=SECURECARE HEALTH PLAN
176=SUMMA HEALTH PLAN
177=TAKECARE
178=TRAVELERS HMO/HEALTH PLAN/HEALTH NETWORK
179=UNITED STATES HEALTH PLAN
180=UNIVERSAL CARE
181=UNIVERSITY OF CA, SAN DIEGO HEALTH PLAN
182=VALLEY HEALTH PL/STA CLARA VLY MED CNTR
183=VENTURA COUNTY HMO
184=WATTS HEALTH PLAN/UNITED HEALTH PLAN
185=WESTERN HEALTH NETWORK
186=WHITTAKER HEALTH SERVICES
199=OTHER
201=AETNA
202=BLUE CROSS
203=BLUE CROSS/BLUE SHIELD
204=BLUE CROSS/PRUDENT BUYER
205=BLUE SHIELD
206=BLUE SHIELD PREFERRED
207=CAL WESTERN
208=CALIFORNIACARE
209=COMPANY/UNION PLAN
210=CON GENERAL
211=CONNECTICUT GENERAL
212=EQUITABLE
213=LINCOLN NATIONAL
214=MASSACHUSETTS MUTUAL
215=METROPOLITAN
216=MUTUAL OF OMAHA
217=OCCIDENTAL
218=PACIFIC MUTUAL
219=PACIFIC MUTUAL PPO
220=PRUDENTIAL
221=PRUNET
222=TRAVELERS
223=TRAVELERS PREFERRED
224=WESTERN GROWERS
300=AAA
301=AARP
302=ALLCARE
303=ALLIED TRUST
304=AMERICAN FAMILY HEALTH CARE
305=ASBA PIONEER LIFE
306=ASSURANCE PLUS
307=CAL FARM
308=CAL WEST
309=CHAMPUS
310=CELTIC INSURANCE
311=CREATIVE HEALTH
312=ENCORE
313=GATEWAY
314=GOVERNMENT
315=GOVERNMENT EMPLOYERS HOSPITAL ASSOC
316=GREAT REPUBLIC
317=GREAT WESTERN NATIONAL LIFE' 318=HARTFORD
319=HEALTHNET
320=HUGHES AIRCRAFT COMPANY' 321=JOHN ALLEN
322=JOHN HANCOCK
323=LIBERTY LIFE
324=MEDIPLUS
325=MED NETWORK' 326=MILITARY
327=MUTUAL BENEFIT LIFE
328=MUTUAL OF NEW YORK
329=NATIONAL CASUALTY
330=NEW YORK LIFE

Part IV: Categorical Variable Formats

HLTHNAME. (CONT.)

331=NORTHWESTERN
332=OMNI
333=OPERATING ENGINEERS
334=PACIFIC PLUS
335=PAN AMERICAN COMPANY INSURANCE
336=PAUL REVERE PLAN
337=PERS
338=PORAC
339=PRESBYTERIAN
340=PROVIDENT
341=SECURE HORIZON
342=SOONER HEALTHCARE
343=STATCO PREFERRED 100
344=STATE FARM
345=STUDENT HEALTH
346=SUPER CARE
347=UNITED AMERICAN INSURANCE
348=UNICAL MEDICAL
349=UNITED OMAHA
350=VETERANS ADMINISTRATION
351=VIP (VENTURA INSURANCE PLAN)
352=WESTERN LIFE
777=DON'T KNOW/NOT SURE
999=REFUSED

HLTHSRCE.

1=HMO
2=PPO
3=OTHER
77=DON'T KNOW/NOT SURE
99=REFUSED

HOUSTYPE.

1=MOBILE HOME
2=HOUSE NOT ATTACHED TO ANY OTHER HOUSE
3=HOUSE ATTACHED TO ONE OR MORE HOUSES
4=APARTMENT OR CONDOMINIUM IN A COMPLEX <=15 UNITS
5=APARTMENT OR CONDOMINIUM IN A COMPLEX >=16 UNITS
6=RV, BOAT OR OTHER
7=UNKNOWN
9=REFUSED

HOWCHG.

1=MORE RESTRICTIVE
2=LESS RESTRICTIVE
7=UNKNOWN
9=REFUSED

HRSWORK.

1=>=35 HRS/WEEK
2=20-34 HRS/WEEK
3=<20 HRS/WEEK
7=UNKNOWN
9=REFUSED

HOWLONG.

1=WITHIN PAST YEAR
2=WITHIN PAST TWO YEARS
3=WITHIN PAST FIVE YEARS
4=5 OR MORE YEARS AGO
5, 8, 88=NEVER HAD
7, 77=DON'T KNOW/NOT SURE
9, 99=REFUSED
96=OTHER

HOWLOSE.

1=EAT LESS
2=EAT DIFFERENT FOOD
3=EXERCISE
4=CALORIE COUNT
5=BOTH DIET AND EXERCISE
6=DO NOTHING
7=DIET
8=SUGERY
9=CHANGE EATING HABITS
10=SUPPORT SYSTEM
11=MOTIVATION
12=OTHER SPECIFY
13=SMALLER PORTIONS
14=EAT BETTER FOOD
15=PHYSICAL ACTIVITY
16=KEEP TRACK OF CALORIES
17=WEIGHT LOSS PROGRAM
18=MEDICAL HELP
19=FAMILY SUPPORT
20=WILL POWER
77=DON'T KNOW/ NOT SURE
99=REFUSED

HOWLNGB.

1=WITHIN PAST SIX MONTHS
2=WITHIN PAST YEAR
3=WITHIN PAST TWO YEARS
4=WITHIN PAST FIVE YEARS
5=MORE THAN FIVE YEARS
8, 88=NEVER HAD
7, 77=DON'T KNOW/NOT SURE
9, 99=REFUSED
96=OTHER

HOWLNGC.

1=WITHIN PAST YEAR
2=WITHIN PAST TWO YEARS
3=WITHIN PAST THREE YEARS
4=WITHIN PAST FIVE YEARS
5=MORE THAN FIVE YEARS
8, 88=NEVER HAD/ NOT APPLICABLE
7, 77=DON'T KNOW/NOT SURE
9, 99=REFUSED
96=OTHER

HOWLNGD.

1=LT 12 MONTHS
2=FOR LESS THAN 2 YEARS
3=FOR LESS THAN 3 YEARS
4=FOR LESS THAN 5 YEARS
5=FOR 5 OR MORE YEARS
7, 77=DON'T KNOW/NOT SURE
9, 99=REFUSED
96=OTHER
8, 88=NEVER

HOWLNGE.

1=WITHIN PAST 10 YEARS
2=10-20 YEARS
3=GT 20 YEARS AGO
7, 77=DON'T KNOW/NOT SURE
9, 99=REFUSED
96=OTHER
8, 88=NEVER

Part IV: Categorical Variable Formats

HOWLNGG.

1=WITHIN 2 DAYS OF GETTING ILL
2=WITHIN 3 TO 7 DAYS OF GETTING ILL
3=MORE THAN 7 DAYS OF GETTING ILL
7, 77=DON'T KNOW/NOT SURE
9, 99=REFUSED

HOWLNGH.

1=WITHIN THE PAST MONTH
2=WITHIN THE PAST YEAR
3=WITHIN THE PAST 2 YEARS
4=2 OR MORE YEARS AGO
7=DON'T KNOW/NOT SURE
8=NEVER
9=REFUSED

HOWLNGi.

1=NEVER
2=WITHIN PAST YEAR
3=WITHIN PAST TWO YEARS
4=WITHIN PAST FIVE YEARS
5=5 OR MORE YEARS AGO
7, 77=DON'T KNOW/NOT SURE
9, 99=REFUSED

HOWMUCH.

1=A LOT
2=A LITTLE
3=NOT AT ALL
7, 77=DON'T KNOW/NOT SURE
9, 99=REFUSED

HOWPAID.

1=PAID BY SALARY
2=PAID BY HOUR
3=PAID BY JOB
7, 77=DON'T KNOW/NOT SURE
8, 88=NOT APPLICABLE
9, 99=REFUSED

IMPORT.

1=VERY IMPORTANT
2=SOMEWHAT IMPORTANT
3=NOT VERY IMPORTANT
4=NOT AT ALL IMPORTANT
7, 77=DON'T KNOW/NOT SURE
9, 99=REFUSED
96=OTHER

INALLOW.

1=ALLOWED
2=NOT ALLOWED
7=UNKNOWN
9=REFUSED

INCOMCDC.

1=< \$10,000
2=\$10,000-\$14,999
3=\$15,000-\$19,999
4=\$20,000-\$24,999
5=\$25,000-\$34,999
6=\$35,000-\$49,999
7=\$50,000-\$74,999
8=OVER \$75,000
77=DON'T KNOW/NOT SURE
99=REFUSED

INCOME.

1=< \$10,000
2=\$10,000-\$14,999
3=\$15,000-\$19,999
4=\$20,000-\$24,999
5=\$25,000-\$34,999
6=\$35,000-\$50,000
8=> \$50,000
7, 77=DON'T KNOW/NOT SURE
9, 99=REFUSED
96=OTHER

INCOMEB.

1=< \$10,000
2=\$10,000-\$14,999
3=\$15,000-\$19,999
4=\$20,000-\$24,999
5=\$25,000-\$34,999
6=\$35,000-\$49,999
7=> \$50,000-\$75,000
8=OVER \$75,000
77=DON'T KNOW/NOT SURE
99=REFUSED

INCOMEC.

1=< \$10,000
2=\$10,000-\$14,999
3=\$15,000-\$19,999
4=\$20,000-\$24,999
5=\$25,000-\$34,999
6=\$35,000-\$49,999
7=\$50,000-\$74,999
8=\$75,000-100,000
9=OVER \$100,000
77=DON'T KNOW/NOT SURE
99=REFUSED

INCOMED.

1=< \$10,000
2=\$10,000-\$14,999
3=\$15,000-\$19,999
4=\$20,000-\$24,999
5=\$25,000-\$34,999
6=\$35,000-\$49,999
7=\$50,000-\$74,999
8=\$75,000-100,000
9=\$100,000-\$125,000
10=OVER \$125,000
77=DON'T KNOW/NOT SURE
99=REFUSED

INDOORS.

1=INDOORS
2=OUTDOORS
7=UNKNOWN
9=REFUSED

Part IV: Categorical Variable Formats

INDUSTRY.

AGRICULTURE, FORESTRY, FISHING AND HUNTING (AGR)

170=CROP PRODUCTION
180=ANIMAL PRODUCTION
190=FORESTRY EXCEPT LOGGING
270=LOGGING
280=FISHING, HUNTING, TRAPPING
290=SUPPORT ACTIVITIES FOR AGRICULTURE AND FORESTRY

MINING (EXT)

370=OIL AND GAS EXTRACTION
380=COAL MINING
390=METAL ORE MINING
470=NONMETALLIC MINERAL MINING AND QUARRYING
480=NOT SPECIFIED TYPE OF MINING
490=SUPPORT ACITVITIES FOR MINING

UTILITIES (UTL)

570=ELECTRIC POWER GENERATION, TRANSMISSION AND DISTRIBUTION
580=NATURAL GAS DISTRIBUTION
590=ELECTRIC AND GAS, AND OTHER COMBINATIONS
670=WATER, STEAM, AIR CONDITIONING, AND IRRIGATION SYSTEM
680=SEWAGE TREATMENT FACILITIES
690=NOT SPECIFIED UTILITIES

CONSTRUCTION (CON)

770=INCLUDES THE CLEANING OF BUILDINGS AND DWELLINGS IS INCIDENTAL DURING CONSTRUCTION AND IMMEDIATELY AFTER CONSTRUCTION

MANUFACTURING (MFG)

1070=ANIMAL FOOD, GRAIN, AND OILSEED MINING
1080=SUGAR AND CONFECTIONERY PRODUCTS
1090=FRUIT AND VEGETABLE PRESERVING AND SPECIALTY FOODS
1170=DAIRY PRODUCTS
1180=ANIMAL SLAUGHTERING AND PROCESSING
1190=RETAIL BAKERIES
1270=BAKERIES, EXCEPT RETAIL
1280=SEAFOOD AND OTHER MISCELLANEOUS FOOD, N.E.C.
1290=NOT SPECIFIED FOOD INDUSTRIES
1370=BEVERAGE
1390=TOBACCO
1470=FIBER, YARN, AND THREAD MILLS
1480=FABRIC MILLS, EXCEPT KNITTING
1490=TEXTILE AND FABRIC FINISHING AND COATING MILLS
1570=CARPETS AND RUGS
1590=TEXTILE PRODUCT MILLS EXCEPT CARPET AND RUGS
1670=KNITTING MILLS
1680=CUT AND SEW APPAREL
1690=APPAREL ACCESSORIES AND OTHER APPAREL
1770=FOOTWEAR
1790=LEATHER TANNING AND PRODUCTS, EXCEPT FOOTWEAR
1870=PULP, PAPER, AND PAPERBOARD MILLS
1880=PAPERBOARD CONTAINERS AND BOXES
1890=MISCELLANEOUS PAPER AND PULP PRODUCTS
1990=PRINTING AND RELATED SUPPORT ACTIVITIES
2070=PETROLEUM REFINING
2090=MISCELLANEOUS PETROLEUM AND COAL PRODUCTS
2170=RESIN, SYNTHETIC RUBBER AND FIBERS, AND FILAMENTS
2180=AGRICULTURAL CHEMICALS
2190=PHARMACEUTICALS AND MEDICINES
2270=PAINT, COATING, AND ADHESIVES

2280=SOAP, CLEANING COMPOUND, AND COSMETICS
2290=INDUSTRIAL AND MISCELLANEOUS CHEMICALS
2370=PLASTIC PRODUCTS
2380=TIRES
2390=RUBBER PRODUCTS, EXCEPT TIRES
2470=POTTERY, CERAMICS, AND RELATED PRODUCTS
2480=STRUCTURAL CLAY PRODUCTS
2490=GLASS AND GLASS PRODUCTS
2570=CEMENT, CONCRETE, LIME, AND GYPSUM PRODUCTS
2590=MISCELLANEOUS NONMETALLIC MINERAL PRODUCTS
2670=IRON AND STEEL MILLS AND STEEL PRODUCTS
2680=ALUMINUM PRODUCTION AND PROCESSING
2690=NONFERROUS METAL, EXCEPT ALUMINUM, PRODUCTION AND PROCESSING
2770=FOUNDRIES
2780=METAL FORGINGS AND STAMPINGS
2790=CUTLERY AND HAND TOOLS
2870=STRUCTURAL METALS, AND TANK AND SHIPPING CONTAINERS
2880=MACHINE SHOPS; TURNED PRODUCTS; SCREWS, NUTS AND BOLTS
2890=COATING, ENGRAVING, HEAT TREATING AND ALLIED ACTIVITIES
2970=ORDNANCE
2980=MISCELLANEOUS FABRICATED METAL PRODUCTS
2990=NOT SPECIFIED METAL INDUSTRIES
3070=AGRICULTURAL IMPLEMENTS
3080=CONSTRUCTION MINING AND OIL FIELD MACHINERY
3090=COMMERICAL AND SERVICE INDUSTRY MACHINERY
3170=METALWORKING MACHINERY
3180=ENGINES, TURBINES, AND POWER TRANSMISSION EQUIPMENT
3190=MACHINERY, N.E.C.
3290=NOT SPECIFIED MACHINERY
3360=COMPUTER AND PERIPHERAL EQUIPMENT
3370=COMMUNICATIONS, AUDIO, AND VIDEO EQUIPMENT
3380=NAVIGATIONAL, MEASURING, ELECTROMEDICAL, AND CONTROL INSTRUMENTS
3390=ELECTRONIC COMPONENTS AND PRODUCTS, N.E.C.
3470=HOUSEHOLD APPLIANCES
3490=ELECTRICAL MACHINERY, EQUIPMENT, AND SUPPLIES, N.E.C.
3570=MOTOR VEHICLES AND MOTOR VEHICLE EQUIPMENT
3580=AIRCRAFT AND PARTS
3590=AEROSPACE PRODUCTS AND PARTS
3670=RAILROAD ROLLING STOCK
3680=SHIP AND BOAT BUILDING
3690=OTHER TRANSPORTATION EQUIPMENT
3770=SAWMILLS AND WOOD PRESERVATION
3780=VENEER, PLYWOOD, AND ENGINEERED WOOD PRODUCTS
3790=PREFABRICATED WOOD BUILDINGS AND MOBILE HOMES
3870=MISCELLANEOUS WOOD PRODUCTS
3890=FURNITURE AND FIXTURES
3960=MEDICAL EQUIPMENT AND SUPPLIES
3970=TOYS, AMUSEMENT, AND SPORTING GOODS
3980=MISCELLANEOUS MANUFACTURING, N.E.C.
3990=NOT SPECIFIED INDUSTRIES

WHOLESALE TRADE (WHL)

4070=MOTOR VEHICLES, PARTS, AND SUPPLIES
4080=FURNITURE AND HOME FURNISHING

Part IV: Categorical Variable Formats

INDUSTRY. (CONT.)

4090=LUMBER AND OTHER CONSTRUCTION MATERIALS
4170=PROFESSIONAL AND COMMERCIAL EQUIPMENT, AND SUPPLIES
4180=METALS AND MINERALS, EXCEPT PETROLEUM
4190=ELECTRICAL GOODS
4260=HARDWARE, PLUMBING AND HEATING EQUIPMENT, AND SUPPLIES
4270=MACHINERY, EQUIPMENT, AND SUPPLIES
4280=RECYCLABLE MATERIAL
4290=MISCELLANEOUS DURABLE GOODS
4370=PAPER AND PAPER PRODUCTS
4380=DRUGS, SUNDRIES, AND CHEMICAL AND ALLIED PRODUCTS
4390=APPAREL, FABRICS, AND NOTIONS
4470=GROCERIES AND RELATED PRODUCTS
4480=FARM PRODUCT RAW MATERIALS
4490=PETROLEUM AND PETROLEUM PRODUCTS
4560=ALCOHOLIC BEVERAGES
4570=FARM SUPPLIES
4580=MISCELLANEOUS NONDURABLE GOODS
4585=WHOLESALE ELECTRONIC MARKETS, AGENTS, AND BROKERS
4590=NOT SPECIFIED TRADE
RETAIL TRADE (RET)
4670=AUTOMOBILE DEALERS
4680=OTHER MOTOR VEHICLES DEALERS
4690=AUTO PARTS, ACCESSORIES, AND TIRE STORES
4770=FURNITURE AND HOME FURNISHINGS STORES
4780=HOUSEHOLD APPLIANCE STORES
4790=RADIO, TV, AND COMPUTER STORES
4870=BUILDING MATERIAL AND SUPPLIES DEALERS
4880=HARDWARE STORES
4890=LAWN AND GARDEN EQUIPMENT AND SUPPLIES STORES
4970=GROCERY STORES
4980=SPECIALTY FOOD STORES
4990=BEER, WINE, AND LIQUOR STORES
5070=PHARMACIES AND DRUG STORES
5080=HEALTH AND PERSONAL CARE, EXCEPT DRUG STORES
5090=GASOLINE STATIONS
5170=CLOTHING AND ACCESSORIES, EXCEPT SHOE STORES
5180=SHOE STORES
5190=JEWELRY, LUGGAGE, AND LEATHER GOODS STORES
5270=SPORTING GOODS, CAMERA, AND HOBBY AND TOY STORES
5280=SEWING, NEEDLEWORK AND PIECE GOODS STORES
5290=MUSIC STORES
5370=BOOT STORES AND NEWS DEALERS
5380=DEPARTMENT STORES AND DISCOUNT STORES
5390=MISCELLANEOUS GENERAL MERCHANDISE STORES
5470=RETAIL FLORISTS
5480=OFFICE SUPPLIES AND STATIONARY STORES
5490=USED MERCHANDISE STORES
5570=GIFT, NOVELTY, AND SOUVENIR SHOPS
5580=MISCELLANEOUS STORES
5590=ELECTRONIC SHOPPING
5591=ELECTRONIC AUCTIONS
5592=MAIL ORDER HOUSES
5670=VENDING MACHINE OPERATORS
5680=FUEL DEALERS
5690=OTHER DIRECT SELLING ESTABLISHMENTS
5790=NOT SPECIFIED TRADE

TRANSPORTATION AND WAREHOUSING (TRN)

6070=AIR TRANSPORTATION
6080=RAIL TRANSPORTATION
6090=WATER TRANSPORTATION
6170=TRUCK TRANSPORTATION
6180=BUS SERVICE AND URBAN TRANSIT
6190=TAXI AND LIMOUSINE SERVICE
6270=PIPELINE TRANSPORTATION
6280=SCENIC AND SIGHTSEEING TRANSPORTATION
6290=SERVICES INCIDENTAL TO TRANSPORTATION
6370=POSTAL SERVICE
6380=COURIERS AND MESSENGERS
6390=WAREHOUSING AND STORAGE
INFORMATION AND COMMUNICATIONS (INF)
6470=NEWSPAPER PUBLISHERS
6480=PUBLISHING, EXCEPT NEWSPAPERS AND SOFTWARE
6490=SOFTWARE PUBLISHING
6570=MOTION PICTURES AND VIDEO INDUSTRIES
6590=SOUND RECORDING INDUSTRIES
6670=RADIO AND TELEVISION BROADCASTING AND CABLE
6675=INTERNET PUBLISHING AND BROADCASTING
6680=WIRED TELECOMMUNICATIONS CARRIERS
6690=OTHER TELECOMMUNICATION SERVICES
6692=INTERNET SERVICE PROVIDERS
6695=DATA PROCESSING, HOSTING, AND RELATED SERVICES
6770=LIBRARIES AND ARCHIVES
6780=OTHER INFORMATION SERVICES
FINANCE, INSURANCE, REAL ESTATE, AND RENTAL (FIN)
6870=BANKING AND RELATED ACTIVITIES
6880=SAVINGS INSTITUTIONS, INCLUDING CREDIT UNIONS
6890=NON-DEPOSITORY CREDIT AND RELATED ACTIVITIES
6970=SECURITIES, COMMODITIES, FUNDS, TRUSTS, AND OTHER FINANCIAL INVESTMENTS
6990=INSURANCE CARRIERS AND RELATED ACTIVITIES
7070=REAL ESTATE
7080=AUTOMOTIVE EQUIPMENT RENTAL AND LEASING
7170=VIDEO TAPE AND DISK RENTAL
7180=OTHER CONSUMER GOODS RENTAL
7190=COMMERCIAL, INDUSTRIAL, AND OTHER INTANGIBLE ASSETS RENTAL AND LEASING
PROFESSIONAL, SCIENTIFIC, MANAGEMENT (PRF)
7270=LEGAL SERVICES
7280=ACCOUNTING, TAX PREPARATION, BOOKKEEPING AND PAYROLL SERVICES
7290=ARCHITECTURAL, ENGINEERING, AND RELATED SERVICES
7370=SPECIALIZED DESIGN SERVICES
7380=COMPUTER SYSTEMS DESIGN AND RELATED SERVICES
7390=MANAGEMENT, SCIENTIFIC AND TECHNICAL CONSULTING SERVICES
7460=SCIENTIFIC RESEARCH AND DEVELOPMENT SERVICES
7470=ADVERTISING AND RELATED SERVICES
7480=VETERINARY SERVICES
7490=OTHER PROFESSIONAL, SCIENTIFIC AND TECHNICAL SERVICES
7570=MANAGEMENT OF COMPANIES AND ENTERPRISES
7580=EMPLOYMENT SERVICES
7590=BUSINESS SUPPORT SERVICES
7670=TRAVEL ARRANGEMENTS AND RESERVATION SERVICES
7680=INVESTIGATION AND SECURITY SERVICES

Part IV: Categorical Variable Formats

INDUSTRY. (CONT.)

7690=SERVICES TO BUILDINGS AND DWELLINGS
(EXCEPT CLEANING DURING CONSTRUCTION AND
IMMEDIATELY AFTER CONSTRUCTION
7770=LANDSCAPING SERVICES
7780=OTHER ADMINISTRATIVE, AND OTHER SUPPORT
SERVICES
7790=WASTE MANAGEMENT AND REMEDIATION
SERVICES

EDUCATIONAL, HEALTH AND SOCIAL SERVICES

(EDU)

7860=ELEMENTARY AND SECONDARY SCHOOLS
7870=COLLEGES, INCLUDING JUNIOR COLLEGES, AND
UNIVERSITIES
7880=BUSINESS, TECHNICAL, AND TRADE SCHOOLS
AND TRAINING
7890=OTHER SCHOOLS, INSTRUCTION AND
EDUCATIONAL SERVICES

(MED)

7890=OTHER SCHOOLS, INSTRUCTION AND
EDUCATIONAL SERVICES
7970=OFFICES OF PHYSICIANS
7980=OFFICES OF DENTISTS
7990=OFFICES OF CHIROPRACTORS
8070=OFFICES OF OPTOMETRISTS
8080=OFFICES OF OTHER HEALTH PRACTITIONERS
8090=OUTPATIENT CARE CENTERS
8170=HOME HEALTH CARE SERVICES
8180=OTHER HEALTH CARE SERVICES
8190=HOSPITALS
8270=NURSING CARE FACILITIES
8290=RESIDENTIAL CARE FACILITIES, WITHOUT
NURSING

(SCA)

8370=INDIVIDUAL AND FAMILY SERVICES
8380=COMMUNITY FOOD AND HOUSING, AND
EMERGENCY SERVICES
8390=VOCATIONAL REHABILITATION SERVICES
8470=CHILD DAYCARE SERVICES

ARTS, ENTERTAINMENT, RECREATION, ACCOMMODATIONS, AND FOOD SERVICES (ENT)

8560=INDEPENDENT ARTISTS, PERFORMING ARTS,
SPECTATOR SPORTS AND RELATED INDUSTRIES
8570=MUSEUMS, ART GALLERIES, HISTORICAL SITES,
AND SIMILAR INSTITUTIONS
8580=BOWLING CENTERS
8590=OTHER AMUSEMENT, GAMBLING, AND
RECREATION INDUSTRIES
8660=TRAVELER ACCOMMODATION
8670=RECREATIONAL VEHICLE PARKS AND CAMPS,
AND ROOMING AND BOARDING HOUSES
8680=RESTAURANTS AND OTHER FOOD SERVICES
8690=DRINKING PLACES, ALCOHOL BEVERAGES

OTHER SERVICES (EXCEPT PUBLIC

ADMINISTRATION) (SRV)

8770=AUTOMOTIVE REPAIR AND MAINTENANCE
8780=CAR WASHES
8790=ELECTRONIC AND PRECISION EQUIPMENT
REPAIR AND MAINTENANCE
8870=COMMERCIAL AND INDUSTRIAL MACHINERY AND
EQUIPMENT REPAIR AND MAINTENANCE
8880=PERSONAL AND HOUSEHOLD GOODS REPAIR
AND MAINTENANCE
8890=FOOTWEAR AND LEATHER GOODS REPAIR
8970=BARBER SHOPS
8980=BEAUTY SALONS
8990=NAIL SALONS AND OTHER PERSONAL CARE
SERVICES
9070=DRY CLEANING AND LAUNDRY SERVICES
9080=FUNERAL HOMES, CEMETERIES AND

CREMATORIES

9090=OTHER PERSONAL SERVICES
9160=RELIGIOUS ORGANIZATIONS
9170=CIVIC, SOCIAL, ADVOCACY ORGANIZATIONS AND
GRANTMAKING AND GIVING SERVICES
9180=LABOR UNIONS
9190=BUSINESS, PROFESSIONAL, POLITICAL AND
SIMILAR ORGANIZATIONS
9290=PRIVATE HOUSEHOLDS

PUBLIC ADMINISTRATION (ADM)

9370=EXECUTIVE OFFICES AND LEGISLATIVE BODIES
9380=PUBLIC FINANCE ACTIVITIES
9390=OTHER GENERAL GOVERNMENT AND SUPPORT
9470=JUSTICE, PUBLIC ORDER, AND SAFETY
ACTIVITIES
9480=ADMINISTRATION OF HUMAN RESOURCE
PROGRAMS
9490=ADMINISTRATION OF ENVIRONMENTAL QUALITY
AND HOUSING PROGRAMS
9570=ADMINISTRATION OF ECONOMIC PROGRAMS
AND SPACE RESEARCH
9590=NATIONAL SECURITY AND INTERNATIONAL
AFFAIRS

ACTIVE DUTY MILITARY

9670=U.S. ARMY
9680=U.S. AIR FORCE
9690=U.S. NAVY
9770=U.S. MARINES
9780=U.S. COAST GUARD
9790=U.S. ARMED FORCES, BRANCH NOT SPECIFIED
9870=MILITARY RESERVES OR NATIONAL GUARD

INJTREAT.

1=HOSPITAL ER
2=HOSPITAL ADMIT
3=OFFICE, CLINIC OR FIRST AID STATION
7, 77=DON'T KNOW/NOT SURE
9, 99=REFUSED
96=OTHER

INJTRT.

1=HOSPITAL ER
2=DOCTOR'S OFFICE
3=CLINIC
4=FIRST AID STATION
5=OTHER
7, 77=DON'T KNOW/NOT SURE
9, 99=REFUSED
96=OTHER

Part IV: Categorical Variable Formats

ISO.

1=NONE	234=FAROE ISLANDS
4=AFGHANISTAN	238=FALKLAND ISLANDS (MALVINAS)
8=ALBANIA	239=SOUTH GEORGIA AND THE SOUTH SANDWICH ISLANDS
10=ANTARCTICA	242=FIJI
12=ALGERIA	246=FINLAND
16=AMERICAN SAMOA	248=ALAND ISLANDS
20=ANDORRA	250=FRANCE
24=ANGOLA	254=FRENCH GUIANA
28=ANTIGUA AND BARBUDA	258=FRENCH POLYNESIA
31=AZERBAIJAN	260=FRENCH SOUTHERN TERRITORIES
32=ARGENTINA	262=DJIBOUTI
36=AUSTRALIA	266=GABON
40=AUSTRIA	268=GEORGIA
44=BAHAMAS	270=GAMBIA
48=BAHRAIN	275=PALESTINIAN TERRITORY, OCCUPIED
50=BANGLADESH	276=GERMANY
51=ARMENIA	288=GHANA
52=BARBADOS	292=GIBRALTAR
56=BELGIUM	296=KIRIBATI
60=BERMUDA	300=GREECE
64=BHUTAN	304=GREENLAND
68=BOLIVIA	308=GRENADA
70=BOSNIA AND HERZEGOVINA	312=GUADELOUPE
72=BOTSWANA	316=GUAM
74=BOUVET ISLAND	320=GUATEMALA
76=BRAZIL	324=GUINEA
84=BELIZE	328=GUYANA
86=BRITISH INDIAN OCEAN TERRITORY	332=HAITI
90=SOLOMON ISLANDS	334=HEARD ISLAND AND MCDONALD ISLANDS
92=BRITISH VIRGIN ISLANDS	336=HOLY SEE (VATICAN CITY STATE)
96=BRUNEI DARUSSALAM	340=HONDURAS
100=BULGARIA	344=HONG KONG, SPECIAL ADMINISTRATIVE REGION OF CHINA
104=MYANMAR	348=HUNGARY
108=BURUNDI	352=ICELAND
112=BELARUS	356=INDIA
116=CAMBODIA	360=INDONESIA
120=CAMEROON	364=IRAN, ISLAMIC REPUBLIC OF
124=CANADA	368=IRAQ
132=CAPE VERDE	372=IRELAND
136=CAYMAN ISLANDS	376=ISRAEL
140=CENTRAL AFRICAN REPUBLIC	380=ITALY
144=SRI LANKA	384=CÔTE D'IVOIRE
148=CHAD	388=JAMAICA
152=CHILE	392=JAPAN
156=CHINA	398=KAZAKHSTAN
158=TAIWAN, REPUBLIC OF CHINA	400=JORDAN
162=CHRISTMAS ISLAND	404=KENYA
166=COCOS (KEELING) ISLANDS	408=KOREA, DEMOCRATIC PEOPLE'S REPUBLIC OF
170=COLOMBIA	410=KOREA, REPUBLIC OF
174=COMOROS	414=KUWAIT
175=MAYOTTE	417=KYRGYZSTAN
178=CONGO (BRAZZAVILLE)	418=LAO PDR
180=CONGO, DEMOCRATIC REPUBLIC OF THE	422=LEBANON
184=COOK ISLANDS	426=LESOTHO
188=COSTA RICA	428=LATVIA
191=CROATIA	430=LIBERIA
192=CUBA	434=LIBYA
196=CYPRUS	438=LIECHTENSTEIN
203=CZECH REPUBLIC	440=LITHUANIA
204=BENIN	442=LUXEMBOURG
208=DENMARK	446=MACAO, SPECIAL ADMINISTRATIVE REGION OF CHINA
212=DOMINICA	450=MADAGASCAR
214=DOMINICAN REPUBLIC	454=MALAWI
218=ECUADOR	458=MALAYSIA
222=EL SALVADOR	462=MALDIVES
226=EQUATORIAL GUINEA	466=MALI
231=ETHIOPIA	470=MALTA
232=ERITREA	
233=ESTONIA	

Part IV: Categorical Variable Formats

ISO. (CONT.)

474=MARTINIQUE
478=MAURITANIA
480=MAURITIUS
484=MEXICO
492=MONACO
496=MONGOLIA
498=MOLDOVA
499=MONTENEGRO
500=MONTSERRAT
504=MOROCCO
508=MOZAMBIQUE
512=OMAN
516=NAMIBIA
520=NAURU
524=NEPAL
528=NETHERLANDS
530=NETHERLANDS ANTILLES
533=ARUBA
540=NEW CALEDONIA
548=VANUATU
554=NEW ZEALAND
558=NICARAGUA
562=NIGER
566=NIGERIA
570=NIUE
574=NORFOLK ISLAND
578=NORWAY
580=NORTHERN MARIANA ISLANDS
581=UNITED STATES MINOR OUTLYING ISLANDS
583=MICRONESIA, FEDERATED STATES OF
584=MARSHALL ISLANDS
585=PALAU
586=PAKISTAN
591=PANAMA
598=PAPUA NEW GUINEA
600=PARAGUAY
604=PERU
608=PHILIPPINES
612=PITCAIRN
616=POLAND
620=PORTUGAL
624=GUINEA-BISSAU
626=TIMOR-LESTE
630=PUERTO RICO
634=QATAR
638=RÉUNION
642=ROMANIA
643=RUSSIAN FEDERATION
646=RWANDA
652=SAINT-BARTHÉLEMY
654=SAINT HELENA
659=SAINT KITTS AND NEVIS
660=ANGUILLA
662=SAINT LUCIA
663=SAINT-MARTIN (FRENCH PART)
666=SAINT PIERRE AND MIQUELON
670=SAINT VINCENT AND GRENADINES
674=SAN MARINO
678=SAO TOME AND PRINCIPE
682=SAUDI ARABIA
686=SENEGAL
688=SERBIA
690=SEYCHELLES
694=SIERRA LEONE
702=SINGAPORE
703=SLOVAKIA
704=VIET NAM
705=SLOVENIA
706=SOMALIA
710=SOUTH AFRICA
716=ZIMBABWE
724=SPAIN
728=SOUTH SUDAN
732=WESTERN SAHARA
736=SUDAN
740=SURINAME *
744=SVALBARD AND JAN MAYEN ISLANDS
748=SWAZILAND
752=SWEDEN
756=SWITZERLAND
760=SYRIAN ARAB REPUBLIC (SYRIA)
762=TAJIKISTAN
764=THAILAND
768=TOGO
772=Tokelau
776=TONGA
780=TRINIDAD AND TOBAGO
784=UNITED ARAB EMIRATES
788=TUNISIA
792=TURKEY
795=Turkmenistan
796=TURKS AND CAICOS ISLANDS
798=TUVALU
800=UGANDA
804=UKRAINE
807=MACEDONIA, REPUBLIC OF
818=EGYPT
826=UNITED KINGDOM
831=GUERNSEY
832=JERSEY
833=ISLE OF MAN
834=TANZANIA *, UNITED REPUBLIC OF
840=UNITED STATES OF AMERICA
850=VIRGIN ISLANDS, US
854=BURKINA FASO
858=URUGUAY
860=UZBEKISTAN
862=VENEZUELA (BOLIVARIAN REPUBLIC OF)
876=WALLIS AND FUTUNA ISLANDS
882=SAMOA
887=YEMEN
894=ZAMBIA
7777=DON'T KNOW/ NOT SURE
9999=REFUSED

LEADCAUS.

1=PAINT FROM OLD HOUSES
2=DRINKING WATER
3=POLLUTION
4=HAZARDOUS WASTE
5=PARENT'S OCCUPATION
6=HOBBIES
7=CERAMIC POTTERY' 8=CANDY
9=OTHER FOOD ITEM
10=DIRT/SOIL
11=DUST
12=BULLETS/FISHING SINKERS/OTHER HOBBIES'
13=OTHER
77=DON'T KNOW
99=REFUSED

LEADCAUB.

1=SWIMMING
2=WATCHING TELEVISION
3=EATING CERTAIN TYPES OF CANDY
4=RUNNING, JUMPING OR OTHER KINDS OF EXERCISE
77=DON'T KNOW
99=REFUSED

Part IV: Categorical Variable Formats

LEADCAUC.

1=COCKROACHES/MOSQUITOES IN KITCHEN
2=BACK PORCH W/OUT SAFETY RAIL
3=ASBESTOS IN INSULATION
4=WATER DAMAGE ON WALLS
77=DON'T KNOW
99=REFUSED

LEADCHILD.

1=YES
2=NO
3=NO CHILD IN THOSE GRADES
77=DON'T KNOW
99= REFUSED

LEADCL.

1=USED A BROOM
2=MOP UP
3=USED A VACUUM
4=USED A HEPA VACUUM
5=DID NOT CLEAN UP – WORK AREA DIRTY WHEN
THEY LEFT
77=DON'T KNOW/ NOT SURE
99=REFUSED

LEADCLA.

1=USED A BROOM
2=USED A MOP' 3=USED A VACUUM
4=USED A BROOM AND MOP
5=USED A BROOM AND VACUUM
6=USED A MOP AND VACUUM
7=DID NOT CLEAN UP – WORK AREA DIRTY WHEN
THEY LEFT
77=DON'T KNOW/ NOT SURE
99=REFUSED

LEADCLB.

1=ONLY USED A BROOM
2=ONLY USED A MOP
3=ONLY USED A VACUUM
4=USED A BROOM AND A MOP
5=USED A BROOM AND A VACUUM
6=USED A MOP AND A VACUUM
7=USED A BROOM, MOP, AND VACUUM
8=DID NOT CLEAN UP – WORK AREA DIRTY WHEN
THEY LEFT
77=DON'T KNOW/ NOT SURE
99=REFUSED

LEADUSTB.

1=ONLY COMES FROM DIRT
2=ONLY COMES FROM POLLUTANTS IN THE AIR
3=ONLY COMES FROM NEIGHBORHOOD
CONSTRUCTION/REMODELING
4=ONLY COMES FROM PARENTS WHO BRING HOME
AFTER EXPOSED TO LEAD AT WORK
5=CAN COME FROM ANY OF THE ABOVE (CATEGORIES
1 - 4)
77=DON'T KNOW/NOT SURE
99=REFUSED

LEADEFF.

1=MAKE IT HARDER FOR A CHILD TO LEARN
2=CAUSE CANCER
3=CAUSE POOR EYESIGHT
77=DON'T KNOW
99=REFUSED

LEADEFFA.

1=MAKE BONES STRONGER
2=MAKES IT HARDER FOR A CHILD TO LEARN,
BEHAVE, PAY ATTENTION
3=CAUSE CHILD TO BE OVERWEIGHT
4=CAUSE EAR INFECTIONS
77=DON'T KNOW
99=REFUSED

LEADEFFB.

1=MAKE BONES STRONGER
2=IT HARDER FOR A CHILD TO LEARN
3=CAUSE PSYCHOSIS
4=CAUSE POOR EYESIGHT
77=DON'T KNOW
99=REFUSED

LEADEFFC.

1=IT IS A TYPE OF PLANT
2=A FOOD THAT MAKES YOU SICK
3=SOMETHING THAT CAUSES INFECTION IN TOE NAILS
4=A METAL THAT IS HARMFUL
5=AN INSECT WHOSE BITE CAN HARM YOU
77=DON'T KNOW
99=REFUSED

LEADETH.

1=SOME BRIGHTLY COLORED SPICES LIKE TURMERIC
OR CHILI
2=SOME TRADITIONAL OR HERBAL REMEMDIES
3=SOME FOODS LIKE CHAPULINES
4=SOME POWDERS OR COSMETICS LIKE KOHL OR
SINDOOR
5=ALL OF THE ABOVE
6=NONE OF THE ABOVE
77=DON'T KNOW/ NOT SURE
99=REFUSED

LEADNT.

1=EATING FRENCH FRIED FOR LUNCH
2=EATING A BREAKFAST WITH FRUIT AND IRON
FORTIFIED CEREAL
3=GETTING REGULAR EXERCISE
4=EATING SOME CHOCOLATE EVERYDAY
77=DON'T KNOW
99=REFUSED

LEADLL1a.

1=LEAD CAUSES A CHILD TO PUT ON TOO MUCH
WEIGHT
2=LEAD MAKES IT HARD FOR A CHILD TO LEARN
3=LEAD MAY CAUSE ALLERGIES
4=LEAD MAKES A CHILD MATURE (REACH PUBERTY)
TOO EARLY
77=DON'T KNOW/ NOT SURE
99=REFUSED

LEADLL2.

1=WEIGHT GAIN
2=ALLERGIES
3=DIFFICULTY LEARNING
77=DON'T KNOW/ NOT SURE
99=REFUSED

Part IV: Categorical Variable Formats

LEADPLC.

1=MY HOME
2=SOMEWHERE ELSE
3=BOTH MY HOME AND SOMEWHERE ELSE
7, 77=DON'T KNOW/NOT SURE
9, 99=REFUSED
96=OTHER

LEADPRO.

1=FREQUENTLY WASHING CHILD'S HANDS AND TOYS
2=EATING A BREAKFAST WITH FRUIT AND IRON FORTIFIED CEREAL
3=GETTING REGULAR EXERCISE
4=TAKING OFF OR WIPING SHOES BEFORE ENTERING HOUSE
5=RUNNING WATER 30 SECONDS BEFORE USING IT FOR DRINKING OR COOKING
77=DON'T KNOW/ NOT SURE
99=REFUSED

LEADRM.

1=USE SANDPAPER AND SAND IT ALL OFF
2=SCRAPE IT OFF WITH PAINT SCRAPER
3=SPRAY THE PAINT WITH WATER, THEN SCRAPE
4=USE ELECTRIC SANDER (BELT SANDER)
77=DON'T KNOW/NOT SURE
99=REFUSED

LEADTEST.

1=YES
2=NO
3=HAD A BLOOD TEST, BUT NO SURE IF TESTED
77=DON'T KNOW
99=REFUSED

LEADWORK.

1=YOURSELF OR FAMILY MEMBER
2=LICENSED CONTRACTOR' 3=SOMEONE ELSE
7, 77=DON'T KNOW/NOT SURE
9, 99=REFUSED
96=OTHER

LEADWKB.

1=SELF
2=OWNER/LANDLORD
3=FAMILY/FRIENDS
4=CONTRACTOR OR PAINTING CONTRACTOR
5=TEMPORARY OR OCCASIONAL WORKER
6=OTHER
77=DON'T KNOW/NOT SURE
99=REFUSED

LEADWKC.

1=OWNER/ LANDLORD
2=SELF
3=FAMILY/ FRIENDS
4=CONTRACTOR OR PATINTING CONTRACTOR
5=TEMPORARY OR OCCASSIONAL WORKERS
6=OTHER
77=DON'T KNOW/ NOT SURE
99=REFUSED

LIKELY.

1=MORE LIKELY
2=EQUALLY LIKELY
3=LESS LIKELY
77=DON'T KNOW/ NOT SURE
99=REFUSED

LOCDOC.

1=MEDICAL PROVIDER'S OFFICE
2=SAME BUILDING AS THE MEDICAL PROVIDER, BUT NOT THEIR OFFICE
3=WITHIN WALKING DISTANCE OF MEDICAL PROVIDER'S OFFICE
4=NOT WITHIN WALKING DISTANCE OF MEDICAL PROVIDER'S OFFICE
77=DON'T KNOW/NOT SURE
99=REFUSED

LOSEWT.

1=YES
2=NO
3=NO, TRYING TO GAIN
7, 77=DON'T KNOW/NOT SURE
9, 99=REFUSED
96=OTHER

LOSTETH.

1=5 OR FEWER
2=6 OR MORE BUT NOT ALL
3=ALL
4=NONE
7, 77=DON'T KNOW/NOT SURE
9, 99=REFUSED
96=OTHER

LUNGCAN.

1=HIGHER
2=LOWER
3=ABOUT THE SAME
7=UNKNOWN
9=REFUSED

MAINPLN.

1=YOUR EMPLOYER
2=SOMEONE ELSE'S EMPLOYER
3=A PLAN YOU BUY
4=MEDICARE
5=MEDI-CAL (MEDICAID)
6=MILITARY, CHAMPUS, VA
7=INDIAN HEALTH SERVICE
8, 96=OTHER
88, 9=NONE
77=DON'T KNOW/NOT SURE
99=REFUSED

Part IV: Categorical Variable Formats

MAJPR.

1=ARTHRITIS
2=BACK OR NECK
3=BONE/JOINT INJURY
4=WALKING
5=LUNG/BREATHING
6=HEARING
7=EYE/VISION
8=HEART
9=STROKE PROBLEM
10=HYPERTENSION
11=DIABETES
12=CANCER
13=DEP/ANX/EMOTION
14=OSTEOPOROSIS
15=JUST HAD SURGERY
16=PREGNANCY RELATED ISSUES
17=ACCIDENT\INJURY
18=OVERWEIGHT\WEIGHT
19=AGING
77=DON'T KNOW/NOT SURE
96=OTHER
99=REFUSED

MAJPRBB.

1=ARTHRITIS/RHEUMATISM
2=BACK OR NECK PROBLEM
3=FRACTURES, BONE/JOINT INJURY
4=WALKING PROBLEM
5=LUNG/BREATHING PROBLEMS
6=HEARING PROBLEM
7=EYE/VISION PROBLEM
8=HEART PROBLEM
9=STROKE PROBLEM
10=HYPERTENSION/HIGH BLOOD PRESSURE
11=DIABETES
12=CANCER
13=DEPRESSION/ANXIETY/EMOTIONAL PROBLEMS
14=OTHER IMPAIRMENT/PROBLEM
77=DON'T KNOW
99=REFUSED'

MARITAL.

1=MARRIED
2=DIVORCED
3=WIDOWED
4=SEPARATED
5=NEVER MARRIED
6=UNMARRIED COUPLE
7, 77=DON'T KNOW/NOT SURE
9, 99=REFUSED
96=OTHER

MEAL.

1=YES
2=NO
3=CHILD NOT IN SCHOOL
7=DON'T KNOW/NOT SURE
9=REFUSED

MEDDELAY.

1=COULDN'T GET THROUGH ON PHONE
2=COULDN'T GET AN APPT SOON ENOUGH
3=AT OFFICE, WAIT TOO LONG TO SEE DOCTOR
4=CLINIC/DOCTOR'S OFFICE NOT OPEN WHEN GOT THERE
7=DON'T KNOW/NOT SURE
5=DIDN'T HAVE TRANSPORTATION
6=OTHER
8=DIDN'T DELAY GETTING MEDICAL CARE/DIDN'T NEED CARE
9=REFUSED

MEDHELP.

1=TAKE THEM TO HOSPITAL
2=TELL THEM TO CALL THEIR DOCTOR
3=CALL 911
4=CALL THEIR SPOUSE OR FAMILY MEMBER
5=DO SOMETHING ELSE (SPECIFY)
6=GIVE ASPIRIN
7=GIVE ASPIRIN AND CALL 911
77=DON'T KNOW/NOT SURE
9, 99=REFUSED

MEDICOST.

1=YES
2=NO
3=NO MEDICATION PRESCRIBED
7=DON'T KNOW
9=REFUSED

MILSTAT.

1=CURRENTLY ON ACTIVE DUTY
2=CURRENTLY IN THE RESERVES
3=NO LONGER IN MILITARY SERVICE
7, 77=DON'T KNOW/NOT SURE
9, 99=REFUSED
96=OTHER

MILSTATB.

1=CURRENTLY ON ACTIVE DUTY
2=CURRENTLY IN NATIONAL GUARD/RESERVES
3=RETIRED FROM MILITARY SERVICE
4=MEDICALLY DISCHARGED FROM MILITARY
5=DISCHARGED FROM MILITARY SERVICE
7, 77=DON'T KNOW/NOT SURE
9, 99=REFUSED
96=OTHER

MILSTATC.

1=NOW ON ACTIVE DUTY
2=ACTIVE DUTY PAST 12 MONTHS, BUT NOT NOW
3=ON ACTIVE DUTY BUT NOT DURING PAST 12 MONTHS NOW
4=TRAINING FOR RESERVES OR NATIONAL GUARD ONLY
5=NEVER SERVED IN MILITARY
7, 77=DON'T KNOW/NOT SURE
9, 99=REFUSED
96=OTHER

Part IV: Categorical Variable Formats

MOLD.

1=HAVE NOT SEEN OR SMELLED MOLDY ODORS PAST 12 MONTHS
2=VERY SMALL AMOUNT MOLD SEEN IN BATHROOM
3=MORE THAN VERY SMALL AMOUNT SEEN IN BATHROOM, MOLD SEEN IN HOME, SMELLED MOLDY ODORS
7, 77=DON'T KNOW/NOT SURE
9, 99=REFUSED
96=OTHER

MONTHB.

1=JANUARY
2=FEBRUARY
3=MARCH
4=APRIL
5=MAY
6=JUNE
7=JULY
8=AUGUST
9=SEPTEMBER
10=OCTOBER
11=NOVEMBER
12=DECEMBER
77=DON'T KNOW
99=REFUSED

MORETAXB.

1=\$0.25
2=\$0.50
3=\$0.75
4=\$1.00
5=\$1.50
6=\$2.00
7=\$3.00
8=MORE THAN \$3.00
9=NO TAX INCREASE
10=OTHER
77=UNKNOWN
99=REFUSED

MRACE.

10=WHITE
20=BLACK OR AFRICAN AMERICAN
30=AMERICAN INDIAN OR ALASKA NATIVE
40=ASIAN
41=ASIAN INDIAN
42=CHINESE
43=FILIPINO
44=JAPANESE
45=KOREAN
46=VIETNAMESE
47=OTHER ASIAN
50=PACIFIC ISLANDER
51=NATIVE HAWAIIAN
52=GUAMANIAN OR CHAMORRO
53=SAMOAN
54=OTHER PACIFIC ISLANDER
60=OTHER
88=NO ADDITIONAL CHOICES
77=DON'T KNOW/ NOT SURE
99=REFUSED
1020-88000000= MULTIPLE RESPONSES

MSCODE.

1=IN CENTER CITY OF MSA
2=OUTSIDE CENTER CITY OF MSA, IN SAME COUNTY
3=IN SUBURBAN COUNTY OF MSA
5= NOT IN MSA

MUSE.

1=SMOKE IT? (EX. JOINT, BONG, PIPE, OR BLUNT)
2=EAT IT? (EX. IN BROWNIES, CAKES, COOKIES, OR CANDY)
3=DRINK IT? (EX. IN TEA, COLA, ALCOHOL)
4=VAPORIZE IT? (EX. IN E-CIGARETTE-LIKE VAPORIZER)
5=DAB IT? (EX. USING BUTANE HASH OIL, WAX OR CONCENTRATES)
6=WAS IT USED IN SOME OTHER WAY?
7 =DON'T KNOW
9 =REFUSED
1-123456=MULTIPLE RESPONSES

MVAPE.

1=USUALLY
2=SOMETIMES
3=NEVER
77=DON'T KNOW
99=REFUSED

NEED.

1=TAKING CARE OF HIMSELF OR HERSELF, SUCH AS EATING, DRESSING, OR BATHING
2=TAKING CARE OF HIS OR HER RESIDENCE OR PERSONAL LIVING SPACES, SUCH AS CLEANING, MANAGING MONEY, OR PREPARING MEALS
3=COMMUNICATING WITH OTHERS
4=LEARNING OR REMEMBERING
5=SEEING OR HEARING
6=MOVING AROUND WITHIN THE HOME
7=TRANSPORTATION OUTSIDE OF THE HOME
8=GETTING ALONG WITH PEOPLE
9=RELIEVING OR DECREASING ANXIETY OR DEPRESSION
10=SOMETHING ELSE' 77=DON'T KNOW
99=REFUSED

NOFLUWHY.

1=DID NOT KNOW I NEEDED IT
2=DR DID NOT RECOMMEND
3=DID NOT THINK OF IT/FORGOT
4=TRIED-NO SHOTS AVAILABLE
5=TRIED-DR SAID NO
6=DID NOT THINK IT WOULD WORK
7=NOT AT RISK
8=SHOT COULD GIVE ME FLU/REACTION
9=MEDICAL REASONS
10=DO NOT LIKE SHOTS/NEEDLES
77=DON'T KNOW/NOT SURE
96=OTHER
99=REFUSED

NOFLWHYB.

1=DID NOT KNOW I NEEDED IT/NOT AT RISK
2=DID NOT THINK OF IT/FORGOT/LAZY
3=COST
4=INCONVENIENT/INACCESSIBLE
5=FLU VACCINE UNAVAILABLE
6=DOCTOR DID NOT SUGGEST IT
7=DID NOT THINK IT WOULD WORK
8=FLU IS NOT A SERIOUS DISEASE
9=SHOT COULD GIVE ME THE FLU/REACTION
10=UNABLE TO GET SHOT FOR MEDICAL REASONS
11=DO NOT LIKE SHOTS OR NEEDLES
77=DO NOT KNOW
96=OTHER
99=REFUSED

Part IV: Categorical Variable Formats

NOFLWHYC.

1=NEED: DO NOT NEED IT
2=NEED: DOCTOR DID NOT RECOMMEND IT
3=NEED: DID NOT KNOW THAT I SHOULD BE VACCINATED
4=NEED: FLU IS NOT THAT SERIOUS
5=NEED: HAD THE FLU ALREADY THIS FLU SEASON
6=CONCERN ABOUT VACCINE: SIDE EFFECTS/CAN CAUSE FLU
7=CONCERN ABOUT VACCINE: DOES NOT WORK
8=ACCESS: PLAN TO GET VACCINATED LATER THIS FLU SEASON
9=ACCESS: FLU VACCINATION COSTS TOO MUCH
10=ACCESS: INCONVENIENT TO GET VACCINATED
11=VACCINE SHORTAGE: SAVING VACCINE FOR PEOPLE WHO NEED IT MORE
12=VACCINE SHORTAGE: TRIED TO FIND VACCINE, BUT COULD NOT GET IT
13=VACCINE SHORTAGE: NOT ELIGIBLE TO RECEIVE VACCINE
14=SOME OTHER REASON
77=DON'T KNOW/NOT SURE (PROBE: WHAT WAS THE MAIN REASON?)
99=REFUSED

NOH1N1A.

1=DIDN'T KNOW I NEEDED IT/NOT AT RISK
2=DIDN'T THINK OF IT
3=COST' 4=INCONVENIENT/INACCESSIBLE TIME OR LOCATION
5=H1N1 VACCINE UNAVAILABLE
6=DOCTOR DIDN'T SUGGEST THAT I GET IT
7=DIDN'T THINK IT WOULD WORK
8=H1N1 FLU IS NOT A SERIOUS DISEASE
9=UNABLE TO GET SHOT FOR MEDICAL REASONS (E.G., ALLERGY)
10=DON'T LIKE SHOTS OR NEEDLES
11=CONCERNS ABOUT SIDE EFFECTS, SICKNESS, OR SAFETY
12=BECAUSE I ALREADY HAD H1N1 FLU
77=DON'T KNOW/NOT SURE
96=OTHER REASON (SPECIFY)
99=REFUSED

NOPNWHYB.

1=DID NOT KNOW I NEEDED IT/NOT AT RISK
2=DID NOT THINK OF IT/FORGOT/LAZY
3=COST
4=INCONVENIENT/INACCESSIBLE
5=PNEUMONIA VACCINE UNAVAILABLE
6=DOCTOR DID NOT SUGGEST IT
7=DID NOT THINK IT WOULD WORK
8=PNEUMONIA IS NOT A SERIOUS DISEASE
9=SHOT COULD GIVE PNEUMONIA/REACTION
10=UNABLE TO GET SHOT FOR MEDICAL REASONS
11=DO NOT LIKE SHOTS OR NEEDLES
12=NEVER HEARD OF IT
77=DO NOT KNOW
96=OTHER
99=REFUSED

NOMEDWHY.

1=COST (INCLUDE NO INSURANCE)
2=DISTANCE
3=OFFICE WASN'T OPEN
4=TOO LONG A WAIT FOR AN APPOINTMENT
5=TOO LONG A WAIT IN WAITING ROOM
6=NO CHILD CARE
7=NO TRANSPORTATION
8=NO ACCESS FOR PEOPLE W/DISABILITIES
9=THE MEDICAL PROVIDER DIDN'T SPEAK LANG
10, 96=OTHER
77=DON'T KNOW
99=REFUSED

NUMVAC.

1=ONE VACCINATION OR DOSE
2=TWO OR MORE VACCINATION DOSES
7, 77=DON'T KNOW/ NOT SURE
9, 99=REFUSED

OA.

1=NO DIFFICULTY
2=SOME DIFFICULTY
3=NOT ABLE TO DO IT
77=DON'T KNOW
99=REFUSED

OAHRAD.

1=YES ONE EAR
2=YES BOTH EARS
3=NO
77=DON'T KNOW
99=REFUSED

OAVISION.

1=YES, BOTH EYES
2=YES, ONLY IN ONE EYE
3=NO, BLIND IN BOTH EYES
77=DON'T KNOW
99=REFUSED

OAVISIOB.

1=YES
2=NO
3=BLIND
7, 77=DON'T KNOW
9, 99=REFUSED

Part IV: Categorical Variable Formats

OCCUP.

EXECUTIVE, ADMINISTRATIVE, AND MANAGERIAL OCCUPATIONS

0010=CHIEF EXECUTIVES
0020=GENERAL AND OPERATIONS MANAGERS
0030=LEGISLATORS
0040=ADVERTISING AND PROMOTIONS MANAGERS
0050=MARKETING AND SALES MANAGERS
0060=PUBLIC RELATIONS MANAGERS
0100=ADMINISTRATIVE SERVICES MANAGERS
0110=COMPUTER AND INFORMATION SYSTEMS MANAGERS
0120=FINANCIAL MANAGERS
0130=HUMAN RESOURCES MANAGERS
0140=INDUSTRIAL PRODUCTION MANAGERS
0150=PURCHASING MANAGERS
0160=TRANSPORTATION, STORAGE, AND DISTRIBUTION MANAGERS
0200=FARM, RANCH, AND OTHER AGRICULTURAL MANAGERS
0210=FARMERS AND RANCHERS
0220=CONSTRUCTION MANAGERS
0230=EDUCATION ADMINISTRATORS
0300=ENGINEERING MANAGERS
0310=FOOD SERVICE MANAGERS
0320=FUNERAL DIRECTORS
0330=GAMING MANAGERS
0340=LODGING MANAGERS
0350=MEDICAL AND HEALTH SERVICES MANAGERS
0360=NATURAL SCIENCES MANAGERS
0400=POSTMASTERS AND MAIL SUPERINTENDENTS
0410=PROPERTY, REAL ESTATE, AND COMMUNITY ASSOCIATION MANAGERS
0420=SOCIAL AND COMMUNITY SERVICE MANAGERS
0430=MANAGERS, ALL OTHER

MANAGEMENT RELATED OCCUPATIONS

0500=AGENTS AND BUSINESS MANAGERS OF ARTISTS, PERFORMERS, AND ATHLETES
0510=PURCHASING AGENTS AND BUYERS, FARM PRODUCTS
0520=WHOLESALE AND RETAIL BUYERS, EXCEPT FARM PRODUCTS
0530=PURCHASING AGENTS, EXCEPT WHOLESALE, RETAIL, AND FARM PRODUCTS
0540=CLAIMS ADJUSTERS, APPRAISERS, EXAMINERS, AND INVESTIGATORS
0560=COMPLIANCE OFFICERS, EXCEPT AGRICULTURE, CONSTRUCTION, HEALTH AND SAFETY AND TRANSPORTATION
0600=COST ESTIMATORS
0620=HUMAN RESOURCES, TRAINING, AND LABOR RELATIONS SPECIALISTS
0700=LOGISTICIANS
0710=MANAGEMENT ANALYSTS
0720=MEETING AND CONVENTION PLANNERS
0730=OTHER BUSINESS OPERATIONS SPECIALISTS

FINANCIAL RELATED OCCUPATIONS

0800=ACCOUNTANTS AND AUDITORS
0810=APPRAISERS AND ASSESSORS OF REAL ESTATE
0820=BUDGET ANALYSTS
0830=CREDIT ANALYSTS
0840=FINANCIAL ANALYSTS
0850=PERSONAL FINANCIAL ADVISORS
0860=INSURANCE UNDERWRITERS
0900=FINANCIAL EXAMINERS
0910=LOAN COUNSELORS AND OFFICERS
0930=TAX EXAMINERS, COLLECTORS, AND REVENUE AGENTS
0940=TAX PREPARERS
0950=FINANCIAL SPECIALISTS, ALL OTHER

MATHEMATICAL AND COMPUTER SCIENTISTS

1000=COMPUTER SCIENTISTS AND SYSTEMS ANALYSTS
1010=COMPUTER PROGRAMMERS
1020=COMPUTER SOFTWARE ENGINEERS
1040=COMPUTER SUPPORT SPECIALISTS
1060=DATABASE ADMINISTRATORS
1100=NETWORK AND COMPUTER SYSTEMS ADMINISTRATORS
1110=NETWORK SYSTEMS AND DATA COMMUNICATIONS ANALYSTS
1200=ACTUARIES
1210=MATHEMATICIANS
1220=OPERATIONS RESEARCH ANALYSTS
1230=STATISTICIANS
1240=MISCELLANEOUS MATHEMATICAL OCCUPATIONS

ENGINEERS, ARCHITECTS, AND SURVEYORS

1300=ARCHITECTS, EXCEPT NAVAL
1310=SURVEYORS, CARTOGRAPHERS, AND PHOTOGRAMMETRISTS
1320=AEROSPACE ENGINEERS
1330=AGRICULTURAL ENGINEERS
1340=BIOMEDICAL ENGINEERS
1350=CHEMICAL ENGINEERS
1360=CIVIL ENGINEERS
1400=COMPUTER HARDWARE ENGINEERS
1410=ELECTRICAL AND ELECTRONICS ENGINEERS
1420=ENVIRONMENTAL ENGINEERS
1430=INDUSTRIAL ENGINEERS, INCLUDING HEALTH AND SAFETY
1440=MARINE ENGINEERS AND NAVAL ARCHITECTS
1450=MATERIALS ENGINEERS
1460=MECHANICAL ENGINEERS
1500=MINING AND GEOLOGICAL ENGINEERS, INCLUDING MINING SAFETY ENGINEERS

ENGINEERING AND RELATED TECHNICIANS

1510=NUCLEAR ENGINEERS
1520=PETROLEUM ENGINEERS
1530=ENGINEERS, ALL OTHER
1540=DRAFTERS
1550=ENGINEERING TECHNICIANS, EXCEPT DRAFTERS
1560=SURVEYING AND MAPPING TECHNICIANS

PHYSICAL SCIENTISTS

1600=AGRICULTURAL AND FOOD SCIENTISTS
1610=BIOLOGICAL SCIENTISTS
1640=CONSERVATION SCIENTISTS AND FORESTERS
1650=MEDICAL SCIENTISTS
1700=ASTRONOMERS AND PHYSICISTS
1710=ATMOSPHERIC AND SPACE SCIENTISTS
1720=CHEMISTS AND MATERIALS SCIENTISTS
1740=ENVIRONMENTAL SCIENTISTS AND GEOSCIENTISTS
1760=PHYSICAL SCIENTISTS, ALL OTHER

SOCIAL SCIENTISTS AND RELATED WORKERS

1800=ECONOMISTS
1810=MARKET AND SURVEY RESEARCHERS
1820=PSYCHOLOGISTS
1830=SOCIOLOGISTS
1840=URBAN AND REGIONAL PLANNERS
1860=MISCELLANEOUS SOCIAL SCIENTISTS AND RELATED WORKERS

LIFE, PHYSICAL, AND SOCIAL SCIENCE TECHNICIANS

1900=AGRICULTURAL AND FOOD SCIENCE TECHNICIANS
1910=BIOLOGICAL TECHNICIANS
1920=CHEMICAL TECHNICIANS
1930=GEOLOGICAL AND PETROLEUM TECHNICIANS

Part IV: Categorical Variable Formats

OCCUP. (CONT.)

1940=NUCLEAR TECHNICIANS
1960=OTHER LIFE, PHYSICAL, AND SOCIAL SCIENCE
TECHNICIANS
COUNSELORS, SOCIAL, AND RELIGIOUS WORKERS
2000=COUNSELORS
2010=SOCIAL WORKERS
2020=MISCELLANEOUS COMMUNITY AND SOCIAL
SERVICE SPECIALISTS
2040=CLERGY
2050=DIRECTORS, RELIGIOUS ACTIVITIES AND
EDUCATION
2060=RELIGIOUS WORKERS, ALL OTHER
**LAWYERS, JUDGES, AND LEGAL SUPPORT
WORKERS**
2100=LAWYERS
2110=JUDGES, MAGISTRATES, AND OTHER JUDICIAL
WORKERS
2140=PARALEGALS AND LEGAL ASSISTANTS
2150=MISCELLANEOUS LEGAL SUPPORT WORKERS
TEACHERS
2200=POSTSECONDARY TEACHERS
2300=PRESCHOOL AND KINDERGARTEN TEACHERS
2310=ELEMENTARY AND MIDDLE SCHOOL TEACHERS
2320=SECONDARY SCHOOL TEACHERS
2330=SPECIAL EDUCATION TEACHERS
2340=OTHER TEACHERS AND INSTRUCTORS
EDUCATION, TRAINING AND LIBRARY WORKERS
2400=ARCHIVISTS, CURATORS, AND MUSEUM
TECHNICIANS
2430=LIBRARIANS
2440=LIBRARY TECHNICIANS
2540=TEACHER ASSISTANTS
2550=OTHER EDUCATION, TRAINING, AND LIBRARY
WORKERS
**ENTERTAINERS AND PERFORMERS, SPORTS AND
RELATED WORKERS**
2600=ARTISTS AND RELATED WORKERS
2630=DESIGNERS
2700=ACTORS
2710=PRODUCERS AND DIRECTORS
2720=ATHLETES, COACHES, UMPIRES, AND RELATED
WORKERS
2740=DANCERS AND CHOREOGRAPHERS
2750=MUSICIANS, SINGERS, AND RELATED WORKERS
2760=ENTERTAINERS AND PERFORMERS, SPORTS
AND RELATED WORKERS, ALL OTHER
MEDIA AND COMMUNICATION WORKERS
2800=ANNOUNCERS
2810=NEWS ANALYSTS, REPORTERS AND
CORRESPONDENTS
2820=PUBLIC RELATIONS SPECIALISTS
2830=EDITORS
2840=TECHNICAL WRITERS
2850=WRITERS AND AUTHORS
2860=MISCELLANEOUS MEDIA AND COMMUNICATION
WORKERS
**HEALTH DIAGNOSING AND TREATING
PRACTITIONERS**
3000=CHIROPRACTORS
3010=DENTISTS
3030=DIETITIANS AND NUTRITIONISTS
3040=OPTOMETRISTS
3050=PHARMACISTS
3060=PHYSICIANS AND SURGEONS
3110=PHYSICIAN ASSISTANTS
3120=PODIATRISTS
3130=REGISTERED NURSES
3140=AUDIOLOGISTS
3150=OCCUPATIONAL THERAPISTS

3160=PHYSICAL THERAPISTS
3200=RADIATION THERAPISTS
3210=RECREATIONAL THERAPISTS
3220=RESPIRATORY THERAPISTS
3230=SPEECH-LANGUAGE PATHOLOGISTS
3240=THERAPISTS, ALL OTHER
3250=VETERINARIANS
3260=HEALTH DIAGNOSING AND TREATING
PRACTITIONERS, ALL OTHER
**HEALTH CARE TECHNICAL AND SUPPORT
OCCUPATIONS**
3300=CLINICAL LABORATORY TECHNOLOGISTS AND
TECHNICIANS
3310=DENTAL HYGIENISTS
3320=DIAGNOSTIC RELATED TECHNOLOGISTS AND
TECHNICIANS
3400=EMERGENCY MEDICAL TECHNICIANS AND
PARAMEDICS
3410=HEALTH DIAGNOSING AND TREATING
PRACTITIONER SUPPORT TECHNICIANS
3500=LICENSED PRACTICAL AND LICENSED
VOCATIONAL NURSES
3510=MEDICAL RECORDS AND HEALTH INFORMATION
TECHNICIANS
3520=OPTICIANS, DISPENSING
3530=MISCELLANEOUS HEALTH TECHNOLOGISTS AND
TECHNICIANS
3540=OTHER HEALTHCARE PRACTITIONERS AND
TECHNICAL OCCUPATIONS
3600=NURSING, PSYCHIATRIC, AND HOME HEALTH
AIDES
3610=OCCUPATIONAL THERAPIST ASSISTANTS AND
AIDES
3620=PHYSICAL THERAPIST ASSISTANTS AND AIDES
3630=MASSAGE THERAPISTS
3640=DENTAL ASSISTANTS
3650=MEDICAL ASSISTANTS AND OTHER HEALTHCARE
SUPPORT OCCUPATIONS
PROTECTIVE SERVICE OCCUPATIONS
3700=FIRST-LINE SUPERVISORS/MANAGERS OF
CORRECTIONAL OFFICERS
3710=FIRST-LINE SUPERVISORS/MANAGERS OF
POLICE AND DETECTIVES
3720=FIRST-LINE SUPERVISORS/MANAGERS OF FIRE
FIGHTING AND PREVENTION WORKERS
3730=SUPERVISORS, PROTECTIVE SERVICE
WORKERS, ALL OTHER
3740=FIRE FIGHTERS
3750=FIRE INSPECTORS
3800=BAILIFFS, CORRECTIONAL OFFICERS, AND
JAILERS
3820=DETECTIVES AND CRIMINAL INVESTIGATORS
3830=FISH AND GAME WARDENS
3840=PARKING ENFORCEMENT WORKERS
3850=POLICE AND SHERIFF'S PATROL OFFICERS
3860=TRANSIT AND RAILROAD POLICE
3900=ANIMAL CONTROL WORKERS
3910=PRIVATE DETECTIVES AND INVESTIGATORS
3920=SECURITY GUARDS AND GAMING
SURVEILLANCE OFFICERS
3940=CROSSING GUARDS
3950=LIFEGUARDS AND OTHER PROTECTIVE SERVICE
WORKERS
**FOOD PREPARATION AND SERVING RELATED
OCCUPATIONS**
4000=CHEFS AND HEAD COOKS
4010=FIRST-LINE SUPERVISORS/MANAGERS OF FOOD
PREPARATION AND SERVING WORKERS
4020=COOKS

Part IV: Categorical Variable Formats**OCCUP. (CONT.)**

4030=FOOD PREPARATION WORKERS
4040=BARTENDERS
4050=COMBINED FOOD PREPARATION AND SERVING WORKERS, INCLUDING FAST FOOD
4060=COUNTER ATTENDANTS, CAFETERIA, FOOD CONCESSION, AND COFFEE SHOP
4110=WAITERS AND WAITRESSES
4120=FOOD SERVERS, NONRESTAURANT
4130=DINING ROOM AND CAFETERIA ATTENDANTS AND BARTENDER HELPERS
4140=DISHWASHERS
4150=HOSTS AND HOSTESSES, RESTAURANT, LOUNGE, AND COFFEE SHOP
4160=FOOD PREPARATION AND SERVING RELATED WORKERS, ALL OTHER

CLEANING AND BUILDING SERVICE OCCUPATIONS

4200=FIRST-LINE SUPERVISORS/MANAGERS OF HOUSEKEEPING AND JANITORIAL WORKERS
4210=FIRST-LINE SUPERVISORS/MANAGERS OF LANDSCAPING, LAWN SERVICE, AND GROUNDSKEEPING WORKERS
4220=JANITORS AND BUILDING CLEANERS
4230=MAIDS AND HOUSEKEEPING CLEANERS
4240=PEST CONTROL WORKERS
4250=GROUNDS MAINTENANCE WORKERS

ENTERTAINMENT ATTENDANTS AND RELATED WORKERS

4300=FIRST-LINE SUPERVISORS/MANAGERS OF GAMING WORKERS
4320=FIRST-LINE SUPERVISORS/MANAGERS OF PERSONAL SERVICE WORKERS
4340=ANIMAL TRAINERS
4350=NONFARM ANIMAL CARETAKERS
4400=GAMING SERVICES WORKERS
4410=MOTION PICTURE PROJECTIONISTS
4420=USHERS, LOBBY ATTENDANTS, AND TICKET TAKERS
4430=MISCELLANEOUS ENTERTAINMENT ATTENDANTS AND RELATED WORKERS

FUNERAL RELATED OCCUPATIONS

4460=FUNERAL SERVICE WORKERS

PERSONAL CARE AND SERVICE WORKERS

4500=BARBERS
4510=HAIRDRESSERS, HAIRSTYLISTS, AND COSMETOLOGISTS
4520=MISCELLANEOUS PERSONAL APPEARANCE WORKERS
4530=BAGGAGE PORTERS, BELLHOPS, AND CONCIERGES
4540=TOUR AND TRAVEL GUIDES
4550=TRANSPORTATION ATTENDANTS
4600=CHILD CARE WORKERS
4610=PERSONAL AND HOME CARE AIDES
4620=RECREATION AND FITNESS WORKERS
4640=RESIDENTIAL ADVISORS
4650=PERSONAL CARE AND SERVICE WORKERS, ALL OTHER

SALES AND RELATED WORKERS

4700=FIRST-LINE SUPERVISORS/MANAGERS OF RETAIL SALES WORKERS
4710=FIRST-LINE SUPERVISORS/MANAGERS OF NON-RETAIL SALES WORKERS
4720=CASHIERS
4740=COUNTER AND RENTAL CLERKS
4750=PARTS SALESPERSONS
4760=RETAIL SALESPERSONS
4800=ADVERTISING SALES AGENTS
4810=INSURANCE SALES AGENTS
4820=SECURITIES, COMMODITIES, AND FINANCIAL

SERVICES SALES AGENTS
4830=TRAVEL AGENTS
4840=SALES REPRESENTATIVES, SERVICES, ALL OTHER
4850=SALES REPRESENTATIVES, WHOLESALE AND MANUFACTURING
4900=MODELS, DEMONSTRATORS, AND PRODUCT PROMOTERS
4920=REAL ESTATE BROKERS AND SALE AGENTS
4930=SALES ENGINEERS
4940=TELEMARKETERS
4950=DOOR-TO-DOOR SALES WORKERS, NEWS AND STREET VENDORS, AND RELATED WORKERS
4960=SALES AND RELATED WORKERS, ALL OTHER
OFFICE AND ADMINISTRATIVE SUPPORT WORKERS
5000=FIRST-LINE SUPERVISORS/MANAGERS OF OFFICE AND ADMINISTRATIVE SUPPORT WORKERS
5010=SWITCHBOARD OPERATORS, INCLUDING ANSWERING SERVICE
5020=TELEPHONE OPERATORS
5030=COMMUNICATIONS EQUIPMENT OPERATORS, ALL OTHER
5100=BILL AND ACCOUNT COLLECTORS
5110=BILLING AND POSTING CLERKS AND MACHINE OPERATORS
5120=BOOKKEEPING, ACCOUNTING, AND AUDITING CLERKS
5130=GAMING CAGE WORKERS
5140=PAYROLL AND TIMEKEEPING CLERKS
5150=PROCUREMENT CLERKS
5160=TELLERS
5200=BROKERAGE CLERKS
5210=CORRESPONDENCE CLERKS
5220=COURT, MUNICIPAL, AND LICENSE CLERKS
5230=CREDIT AUTHORIZERS, CHECKERS, AND CLERKS
5240=CUSTOMER SERVICE REPRESENTATIVES
5250=ELIGIBILITY INTERVIEWERS, GOVERNMENT PROGRAMS
5260=FILE CLERKS
5300=HOTEL, MOTEL, AND RESORT DESK CLERKS
5310=INTERVIEWERS, EXCEPT ELIGIBILITY AND LOAN
5320=LIBRARY ASSISTANTS, CLERICAL
5330=LOAN INTERVIEWERS AND CLERKS
5340=NEW ACCOUNTS CLERKS
5350=ORDER CLERKS
5360=HUMAN RESOURCES ASSISTANTS, EXCEPT PAYROLL AND TIMEKEEPING
5400=RECEPTIONISTS AND INFORMATION CLERKS
5410=RESERVATION AND TRANSPORTATION TICKET AGENTS AND TRAVEL CLERKS
5420=INFORMATION AND RECORD CLERKS, ALL OTHER
5500=CARGO AND FREIGHT AGENTS
5510=COURIERS AND MESSENGERS
5520=DISPATCHERS
5530=METER READERS, UTILITIES
5540=POSTAL SERVICE CLERKS
5550=POSTAL SERVICE MAIL CARRIERS
5560=POSTAL SERVICE MAIL SORTERS, PROCESSORS, AND PROCESSING MACHINE OPERATORS
5600=PRODUCTION, PLANNING, AND EXPEDITING CLERKS
5610=SHIPPING, RECEIVING, AND TRAFFIC CLERKS
5620=STOCK CLERKS AND ORDER FILLERS
5630=WEIGHERS, MEASURERS, CHECKERS, AND SAMPLERS, RECORDKEEPING
5700=SECRETARIES AND ADMINISTRATIVE ASSISTANTS

Part IV: Categorical Variable Formats

OCCUP. (CONT.)

5800=COMPUTER OPERATORS
5810=DATA ENTRY KEYERS
5820=WORD PROCESSORS AND TYPIST
5830=DESKTOP PUBLISHERS
5840=INSURANCE CLAIMS AND POLICY PROCESSING CLERKS
5850=MAIL CLERKS AND MAIL MACHINE OPERATORS, EXCEPT POSTAL SERVICE
5860=OFFICE CLERKS, GENERAL
5900=OFFICE MACHINE OPERATORS, EXCEPT COMPUTER
5910=PROOFREADERS AND COPY MARKERS
5920=STATISTICAL ASSISTANTS
5930=OFFICE AND ADMINISTRATIVE SUPPORT WORKERS, ALL OTHER

FARMING, FISHING, AND FORESTRY OCCUPATIONS

6000=FIRST-LINE SUPERVISORS/MANAGERS/CONTRACTORS OF FARMING, FISHING, AND FORESTRY WORKERS
6010=AGRICULTURAL INSPECTORS
6020=ANIMAL BREEDERS
6040=GRADERS AND SORTERS, AGRICULTURAL PRODUCTS
6050=OTHER AGRICULTURAL WORKERS
6100=FISHERS AND RELATED FISHING WORKERS
6110=HUNTERS AND TRAPPERS
6120=FOREST AND CONSERVATION WORKERS
6130=LOGGING WORKERS

CONSTRUCTION TRADES AND EXTRACTION WORKERS

6200=FIRST-LINE SUPERVISORS/MANAGERS OF CONSTRUCTION TRADES AND EXTRACTION WORKERS
6210=BOILERMAKERS
6220=BRICK MASONS, BLOCK MASONS, AND STONE MASONS
6230=CARPENTERS
6240=CARPET, FLOOR, AND TILE INSTALLERS AND FINISHERS
6250=CEMENT MASONS, CONCRETE FINISHERS, AND TERRAZZO WORKERS
6260=CONSTRUCTION LABORERS
6300=PAVING, SURFACING, AND TAMPING EQUIPMENT OPERATORS
6310=PILE-DRIVE OPERATORS
6320=OPERATING ENGINEERS AND OTHER CONSTRUCTION EQUIPMENT OPERATORS
6330=DRYWALL INSTALLERS, CEILING TILE INSTALLERS, AND TAPERS
6350=ELECTRICIANS
6360=GLAZIERS
6400=INSULATION WORKERS
6420=PAINTERS, CONSTRUCTION AND MAINTENANCE
6430=PAPERHANGERS
6440=PIPE LAYERS, PLUMBERS, PIPEFITTERS, AND STEAMFITTERS
6460=PLASTERERS AND STUCCO MASONS
6500=REINFORCING IRON AND REBAR WORKERS
6510=ROOFERS
6520=SHEET METAL WORKERS
6530=STRUCTURAL IRON AND STEEL WORKERS
6600=HELPERS, CONSTRUCTION TRADES
6660=CONSTRUCTION AND BUILDING INSPECTORS
6700=ELEVATOR INSTALLERS AND REPAIRERS
6710=FENCE ERECTORS
6720=HAZARDOUS MATERIALS REMOVAL WORKERS
6730=HIGHWAY MAINTENANCE WORKERS
6740=RAIL-TRACK LAYING AND MAINTENANCE EQUIPMENT OPERATORS

6750=SEPTIC TANK SERVICERS AND SEWER PIPE CLEANERS
6760=MISCELLANEOUS CONSTRUCTION AND RELATED WORKERS
6800=DERRICK, ROTARY DRILL, AND SERVICE UNIT OPERATORS, OIL, GAS, MINING
6820=EARTH DRILLERS, EXCEPT OIL AND GAS
6830=EXPLOSIVES WORKERS, ORDNANCE HANDLING EXPERTS, AND BLASTERS
6840=MINING MACHINE OPERATORS
6910=ROOF BOLTERS, MINING
6920=ROUSTABOUTS, OIL AND GAS
6930=HELPERS--EXTRACTION WORKERS
6940=OTHER EXTRACTION WORKERS
INSTALLATION, MAINTENANCE, AND REPAIR'S WORK
7000=FIRST-LINE SUPERVISORS/MANAGERS OF MECHANICS, INSTALLERS, AND REPAIRERS
7010=COMPUTER, AUTOMATED TELLER, AND OFFICE MACHINE REPAIRERS
7020=RADIO AND TELECOMMUNICATIONS EQUIPMENT INSTALLERS AND REPAIRERS
7030=AVIONICS TECHNICIANS
7040=ELECTRIC MOTOR, POWER TOOL, AND RELATED REPAIRS
7050=ELECTRICAL AND ELECTRONICS INSTALLERS AND REPAIRERS, TRANSPORTATION EQUIPMENT
7100=ELECTRICAL AND ELECTRONICS REPAIRS, INDUSTRIAL AND UTILITY
7110=ELECTRONIC EQUIPMENT INSTALLERS AND REPAIRERS, MOTOR VEHICLES
7120=ELECTRONIC HOME ENTERTAINMENT EQUIPMENT INSTALLERS AND REPAIRERS
7130=SECURITY AND FIRE ALARM SYSTEMS INSTALLERS
7140=AIRCRAFT MECHANICS AND SERVICE TECHNICIANS
7150=AUTOMOTIVE BODY AND RELATED REPAIRERS
7160=AUTOMOTIVE GLASS INSTALLERS AND REPAIRERS
7200=AUTOMOTIVE SERVICE TECHNICIANS AND MECHANICS
7210=BUS AND TRUCK MECHANICS AND DIESEL ENGINE SPECIALISTS
7220=HEAVY VEHICLE AND MOBILE EQUIPMENT SERVICE TECHNICIANS AND MECHANICS
7240=SMALL ENGINE MECHANICS
7260=MISCELLANEOUS VEHICLE AND MOBILE EQUIPMENT MECHANICS, INSTALLERS, AND REPAIRERS
7300=CONTROL AND VALVE INSTALLERS AND REPAIRERS
7310=HEATING, AIR CONDITIONING, AND REFRIGERATION MECHANICS AND INSTALLERS
7320=HOME APPLIANCE REPAIRERS
7330=INDUSTRIAL AND REFRACTORY MACHINERY MECHANICS
7340=MAINTENANCE AND REPAIR WORKERS, GENERAL
7350=MAINTENANCE WORKERS, MACHINERY
7360=MILLWRIGHTS
7410=ELECTRICAL POWER-LINE INSTALLERS AND REPAIRERS
7420=TELECOMMUNICATIONS LINE INSTALLERS AND REPAIRERS
7430=PRECISION INSTRUMENT AND EQUIPMENT REPAIRERS
7510=COIN, VENDING, AND AMUSEMENT MACHINE SERVICERS AND REPAIRERS
7520=COMMERCIAL DIVERS

Part IV: Categorical Variable Formats

OCCUP. (CONT.)

7540=LOCKSMITHS AND SAFE REPAIRERS
7550=MANUFACTURED BUILDING AND MOBILE HOME INSTALLERS
7560=RIGGERS
7600=SIGNAL AND TRACK SWITCH REPAIRERS
7610=HELPERS--INSTALLATION, MAINTENANCE, AND REPAIR WORKERS
7620=OTHER INSTALLATION, MAINTENANCE, AND REPAIR WORKERS
PRODUCTION AND OPERATING WORKERS
7700=FIRST-LINE SUPERVISORS/MANAGERS OF PRODUCTION AND OPERATING WORKERS
7710=AIRCRAFT STRUCTURE, SURFACES, RIGGING, AND SYSTEMS ASSEMBLERS
7720=ELECTRICAL, ELECTRONICS, AND ELECTROMECHANICAL ASSEMBLERS
7730=ENGINE AND OTHER MACHINE ASSEMBLERS
7740=STRUCTURAL METAL FABRICATORS AND FITTERS
7750=MISCELLANEOUS ASSEMBLERS AND FABRICATORS
FOOD PREPARATION OCCUPATIONS
7800=BAKERS
7810=BUTCHERS AND OTHER MEAT, POULTRY, AND FISH PROCESSING WORKERS
7830=FOOD AND TOBACCO ROASTING, BAKING, AND DRYING MACHINE OPERATORS AND TENDERS
7840=FOOD BATCH MAKERS
7850=FOOD COOKING MACHINE OPERATORS AND TENDERS
SETTERS, OPERATORS, AND TENDERS
7900=COMPUTER CONTROL PROGRAMMERS AND OPERATORS
7920=EXTRUDING AND DRAWING MACHINE SETTERS, OPERATORS, AND TENDERS, METAL AND PLASTIC
7930=FORGING MACHINE SETTERS, OPERATORS, AND TENDERS, METAL AND PLASTIC
7940=ROLLING MACHINE SETTERS, OPERATORS, AND TENDERS, METAL AND PLASTIC
7950=CUTTING, PUNCHING, AND PRESS MACHINE SETTERS, OPERATORS, AND TENDERS, METAL AND PLASTIC
7960=DRILLING AND BORING MACHINE TOOL SETTERS, OPERATORS, AND TENDERS, METAL AND PLASTIC
8000=GRINDING, LAPPING, POLISHING, AND BUFFING MACHINE TOOL SETTERS, OPERATORS AND TENDERS, METAL AND PLASTIC
8010=LATHE AND TURNING MACHINE TOOL SETTERS, OPERATORS, AND TENDERS, METAL AND PLASTIC
8020=MILLING AND PLANING MACHINE SETTERS, OPERATORS, AND TENDERS, METAL AND PLASTIC
8030=MACHINISTS
8040=METAL FURNACE AND KILN OPERATORS AND TENDERS
8060=MODEL MAKERS AND PATTERNMAKERS, METAL AND PLASTIC
8100=MOLDERS AND MOLDING MACHINE SETTERS, OPERATORS, AND TENDERS, METAL AND PLASTIC
8120=MULTIPLE MACHINE TOOL SETTERS, OPERATORS, AND TENDERS, METAL AND PLASTIC
8130=TOOL AND DIE MAKERS
8140=WELDING, SOLDERING, AND BRAZING WORKERS
8150=HEAT TREATING EQUIPMENT SETTERS, OPERATORS, AND TENDERS, METAL AND PLASTIC
8160=LAY-OUT WORKERS, METAL AND PLASTIC
8200=PLATING AND COATING MACHINE SETTERS, OPERATORS, AND TENDERS, METAL AND PLASTIC
8210=TOOL GRINDERS, FILERS, AND SHARPENERS

8220=METALWORKERS AND PLASTIC WORKERS, ALL OTHER
8230=BOOKBINDERS AND BINDERY WORKERS
8240=JOB PRINTERS
8250=PREPRESS TECHNICIANS AND WORKERS
8260=PRINTING MACHINE OPERATORS
8300=LAUNDRY AND DRY-CLEANING WORKERS
8310=PRESSERS, TEXTILE, GARMENT, AND RELATED MATERIALS
8320=SEWING MACHINE OPERATORS
8330=SHOE AND LEATHER WORKERS AND REPAIRERS
8340=SHOE MACHINE OPERATORS AND TENDERS
8350=TAILORS, DRESSMAKERS, AND SEWERS
8360=TEXTILE BLEACHING AND DYEING MACHINE OPERATORS AND TENDERS
8400=TEXTILE CUTTING MACHINE SETTERS, OPERATORS, AND TENDERS
8410=TEXTILE KNITTING AND WEAVING MACHINE SETTERS, OPERATORS, AND TENDERS
8420=TEXTILE WINDING, TWISTING, AND DRAWING OUT MACHINE SETTERS, OPERATORS, AND TENDERS
8430=EXTRUDING AND FORMING MACHINE SETTERS, OPERATORS, AND TENDERS, SYNTHETIC AND GLASS FIBERS
8440=FABRIC AND APPAREL PATTERNMAKERS
8450=UPHOLSTERERS
8460=TEXTILE, APPAREL, AND FURNISHINGS WORKERS, ALL OTHER
8500=CABINETMAKERS AND BENCH CARPENTERS
8510=FURNITURE FINISHERS
8520=MODEL MAKERS AND PATTERNMAKERS, WOOD
8530=SAWING MACHINE SETTERS, OPERATORS, AND TENDERS, WOOD
8540=WOODWORKING MACHINE SETTERS, OPERATORS, AND TENDERS, EXCEPT SAWING
8550=WOODWORKERS, ALL OTHER
8600=POWER PLANT OPERATORS, DISTRIBUTORS, AND DISPATCHERS
8610=STATIONARY ENGINEERS AND BOILER OPERATORS
8620=WATER AND LIQUID WASTE TREATMENT PLANT AND SYSTEM OPERATORS
8630=MISCELLANEOUS PLANT AND SYSTEM OPERATORS
8640=CHEMICAL PROCESSING MACHINE SETTERS, OPERATORS, AND TENDERS
8650=CRUSHING, GRINDING, POLISHING, MIXING, AND BLENDING WORKERS
8710=CUTTING WORKERS
8720=EXTRUDING, FORMING, PRESSING, AND COMPACTING MACHINE SETTERS, OPERATORS, AND TENDERS
8730=FURNACE, KILN, OVEN, DRIER, AND KETTLE OPERATORS AND TENDERS
8740=INSPECTORS, TESTERS, SORTERS, SAMPLERS, AND WEIGHERS
8750=JEWELERS AND PRECIOUS STONE AND METAL WORKERS
8760=MEDICAL, DENTAL, AND OPHTHALMIC LABORATORY TECHNICIANS
8800=PACKAGING AND FILLING MACHINE OPERATORS AND TENDERS
8810=PAINTING WORKERS
8830=PHOTOGRAPHIC PROCESS WORKERS AND PROCESSING MACHINE OPERATORS
8840=SEMICONDUCTOR PROCESSORS
8850=CEMENTING AND GLUING MACHINE OPERATORS AND TENDERS

Part IV: Categorical Variable Formats

OCCUP. (CONT.)

8860=CLEANING, WASHING, AND METAL PICKLING EQUIPMENT OPERATORS AND TENDERS
8900=COOLING AND FREEZING EQUIPMENT OPERATORS AND TENDERS
8910=ETCHERS AND ENGRAVERS
8920=MOLDERS, SHAPERS, AND CASTERS, EXCEPT METAL AND PLASTIC
8930=PAPER GOODS MACHINE SETTERS, OPERATORS, AND TENDERS
8940=TIRE BUILDERS
8950=HELPERS--PRODUCTION WORKERS
8960=PRODUCTION WORKERS, ALL OTHER

TRANSPORTATION AND MATERIAL MOVING WORKERS

9000=SUPERVISORS, TRANSPORTATION AND MATERIAL MOVING WORKERS
9030=AIRCRAFT PILOTS AND FLIGHT ENGINEERS
9040=AIR TRAFFIC CONTROLLERS AND AIRFIELD OPERATIONS SPECIALISTS
9110=AMBULANCE DRIVERS AND ATTENDANTS, EXCEPT EMERGENCY MEDICAL TECHNICIANS
9120=BUS DRIVERS
9130=DRIVER/SALES WORKERS AND TRUCK DRIVERS
9140=TAXI DRIVERS AND CHAUFFEURS
9150=MOTOR VEHICLE OPERATORS, ALL OTHER
9200=LOCOMOTIVE ENGINEERS AND OPERATORS
9230=RAILROAD BRAKE, SIGNAL, AND SWITCH OPERATORS
9240=RAILROAD CONDUCTORS AND YARDMASTERS
9260=SUBWAY, STREETCAR, AND OTHER RAIL TRANSPORTATION WORKERS
9300=SAILORS AND MARINE OILERS
9310=SHIP AND BOAT CAPTAINS AND OPERATORS
9330=SHIP ENGINEERS
9340=BRIDGE AND LOCK TENDERS
9350=PARKING LOT ATTENDANTS
9360=SERVICE STATION ATTENDANTS
9410=TRANSPORTATION INSPECTORS
9420=OTHER TRANSPORTATION WORKERS
9500=CONVEYOR OPERATORS AND TENDERS
9510=CRANE AND TOWER OPERATORS
9520=DREDGE, EXCAVATING, AND LOADING MACHINE OPERATORS
9560=HOIST AND WINCH OPERATORS
9600=INDUSTRIAL TRUCK AND TRACTOR OPERATORS
9610=CLEANERS OF VEHICLES AND EQUIPMENT
9620=LABORERS AND FREIGHT, STOCK, AND MATERIAL MOVERS, HAND
9630=MACHINE FEEDERS AND OFFBEARERS
9640=PACKERS AND PACKAGERS, HAND
9650=PUMPING STATION OPERATORS
9720=REFUSE AND RECYCLABLE MATERIAL COLLECTORS
9730=SHUTTLE CAR OPERATORS
9740=TANK CAR, TRUCK, AND SHIP LOADERS
9750=MATERIAL MOVING WORKERS, ALL OTHER
9900=REFUSED/ NOT APPLICABLE

OCCUPN.

AGRICULTURE, FORESTRY, FISHING, AND HUNTING (AGR)

111=CROP PRODUCTION
112=ANIMAL PRODUCTION
1131, 1132=FORESTRY EXCEPT LOGGING
1133=LOGGING
114=FISHING, HUNTING, AND TRAPPING
115=SUPPORT ACTIVITIES FOR AGRICULTURE AND FORESTRY

MINING (EXT)

211=OIL AND GAS EXTRACTION
212=COAL MINING
2122=METAL ORE MINING
2123=NONMETALLIC MINERAL MINING AND QUARRYING
PART OF 21=NOT SPECIFIED TYPE OF MINING
213=SUPPORT ACTIVITIES FOR MINING

UTILITIES (UTL)

2211=ELECTRIC POWER GENERATION, TRANSMISSION AND DISTRIBUTION
2212=NATURAL GAS DISTRIBUTION
PART 2211, 2212=ELECTRIC AND GAS, AND OTHER COMBINATIONS
22131, 22133=WATER, STEAM, AIR CONDITIONING, AND IRRIGATION SYSTEM
22132=SEWAGE TREATMENT FACILITIES
PART OF 22=NOT SPECIFIED UTILITIES

CONSTRUCTION (CON)

23=CONSTRUCTION

MANUFACTURING (MFG)

3111, 3112=ANIMAL FOOD, GRAIN AND OILSEED MILLING
3113=SUGAR AND CONFECTIONERY PRODUCTS
3114=FRUIT AND VEGETABLE PRESERVING AND SPECIALTY FOODS
3115=DAIRY PRODUCTS
3116=ANIMAL SLAUGHTERING AND PROCESSING
311811=RETAIL BAKERIES
3118 EXC. 311811=BAKERIES, EXCEPT RETAIL
3117, 3119=SEAFOOD AND OTHER MISCELLANEOUS FOODS, N.E.C.
PART OF 311=NOT SPECIFIED FOOD INDUSTRIES
3121=BEVERAGE
3122=TOBACCO
3131=FIBER, YARN, AND THREAD MILLS
3132 EXC. 31324=FABRIC MILLS, EXCEPT KNITTING
3133=TEXTILE AND FABRIC FINISHING AND COATING MILLS
31411=CARPETS AND RUGS
314 EXC. 31411=TEXTILE PRODUCT MILLS EXCEPT CARPET AND RUGS
31324, 3151=KNITTING MILLS
3152=CUT AND SEW APPAREL
3159=APPAREL ACCESSORIES AND OTHER APPAREL
3162=FOOTWEAR
3161, 3169=LEATHER TANNING AND PRODUCTS, EXCEPT FOOTWEAR
3221=PULP, PAPER, AND PAPERBOARD MILLS
32221=PAPERBOARD CONTAINERS AND BOXES
32222, 32223, 32229=MISCELLANEOUS PAPER AND PULP PRODUCTS
3231=PRINTING AND RELATED SUPPORT ACTIVITIES
32411=PETROLEUM REFINING
32419=MISCELLANEOUS PETROLEUM AND COAL PRODUCTS
3252=RESIN, SYNTHETIC RUBBER AND FIBERS, AND FILAMENTS
3253=AGRICULTURAL CHEMICALS
3254=PHARMACEUTICALS AND MEDICINES
3255=PAINT, COATING, AND ADHESIVES
3256=SOAP, CLEANING COMPOUND, AND COSMETICS
3251, 3259=INDUSTRIAL AND MISCELLANEOUS CHEMICALS
3261=PLASTICS PRODUCTS
32621=TIRES
32622, 32629=RUBBER PRODUCTS, EXCEPT TIRES
32711=POTTERY, CERAMICS, AND RELATED PRODUCTS
32712=STRUCTURAL CLAY PRODUCTS
3272=GLASS AND GLASS PRODUCTS

Part IV: Categorical Variable Formats**OCCUP. (CONT.)**

3273, 3274=CEMENT, CONCRETE, LIME, AND GYPSUM PRODUCTS
3279=MISCELLANEOUS NONMETALLIC MINERAL PRODUCTS
3311, 3312=IRON AND STEEL MILLS AND STEEL PRODUCTS
3313=ALUMINUM PRODUCTION AND PROCESSING
3314=NONFERROUS METAL, EXCEPT ALUMINUM, PRODUCTION AND PROCESSING
3315=FOUNDRIES
3321=METAL FORGINGS AND STAMPINGS
3322=CUTLERY AND HAND TOOLS
3323, 3324=STRUCTURAL METALS, AND TANK AND SHIPPING CONTAINERS
3327=MACHINE SHOPS; TURNED PRODUCTS; SCREWS, NUTS AND BOLTS
3328=COATING, ENGRAVING, HEAT TREATING AND ALLIED ACTIVITIES
332992, 332993, 332994, 332995=ORDNANCE
3325, 3326, 3329 EXC. 332992=MISCELLANEOUS FABRICATED METAL PRODUCTS
PARTS OF 331 AND 332=NOT SPECIFIED METAL INDUSTRIES
33311=AGRICULTURAL IMPLEMENTS
33312, 33313=CONSTRUCTION MINING AND OIL FIELD MACHINERY
3333=COMMERCIAL AND SERVICE INDUSTRY MACHINERY
3335=METALWORKING MACHINERY
3336=ENGINES, TURBINES, AND POWER TRANSMISSION EQUIPMENT
3332, 3334, 3339=MACHINERY, N.E.C.
PART OF 333=NOT SPECIFIED MACHINERY
3341=COMPUTER AND PERIPHERAL EQUIPMENT
3342, 3343=COMMUNICATIONS, AUDIO, AND VIDEO EQUIPMENT
3345=NAVIGATIONAL, MEASURING, ELECTROMEDICAL, AND CONTROL INSTRUMENTS
3344, 3346=ELECTRONIC COMPONENTS AND PRODUCTS, N.E.C.
3352=HOUSEHOLD APPLIANCES
3351, 3353, 3359=ELECTRICAL MACHINERY, EQUIPMENT, AND SUPPLIES, N.E.C.
3361, 3362, 3363=MOTOR VEHICLES AND MOTOR VEHICLE EQUIPMENT
336411, 336412, 336413=AIRCRAFT AND PARTS
336419=AEROSPACE PRODUCTS AND PARTS
3365=RAILROAD ROLLING STOCK
3366=SHIP AND BOAT BUILDING
3369=OTHER TRANSPORTATION EQUIPMENT
3211=SAWMILLS AND WOOD PRESERVATION
3212=VENEER, PLYWOOD, AND ENGINEERED WOOD PRODUCTS
321991, 321992=PREFABRICATED WOOD BUILDINGS AND MOBILE HOMES
3219, EXC.321991, 321992=MISCELLANEOUS WOOD PRODUCTS
337=FURNITURE AND FIXTURES
3391=MEDICAL EQUIPMENT AND SUPPLIES
33992, 33993=TOYS, AMUSEMENT, AND SPORTING GOODS
33992, 33993=MISCELLANEOUS MANUFACTURING, N.E.C.
PART OF 31, 32, 33=NOT SPECIFIED INDUSTRIES

WHOLESALE TRADE (WHL)
4231=MOTOR VEHICLES, PARTS AND SUPPLIES
4232=FURNITURE AND HOME FURNISHING
4233=LUMBER AND OTHER CONSTRUCTION MATERIALS

4234=PROFESSIONAL AND COMMERCIAL EQUIPMENT AND SUPPLIES
4235=METALS AND MINERALS, EXCEPT PETROLEUM
4236=ELECTRICAL GOODS
4237=HARDWARE, PLUMBING AND HEATING EQUIPMENT, AND SUPPLIES
4238=MACHINERY, EQUIPMENT, AND SUPPLIES
42393=RECYCLABLE MATERIAL
4239 EXC. 42393=MISCELLANEOUS DURABLE GOODS
4241=PAPER AND PAPER PRODUCTS
4242, 4246=DRUGS, SUNDRIES, AND CHEMICAL AND ALLIED PRODUCTS
4243=APPAREL, FABRICS, AND NOTIONS
4244=GROCERIES AND RELATED PRODUCTS
4245=FARM PRODUCT RAW MATERIALS
4247=PETROLEUM AND PETROLEUM PRODUCTS
4248=ALCOHOLIC BEVERAGES
42491=FARM SUPPLIES
4249 EXC. 42491=MISCELLANEOUS NONDURABLE GOODS
4251=WHOLESALE ELECTRONIC MARKETS, AGENTS, AND BROKERS
PART OF 42=NOT SPECIFIED TRADE

RETAIL TRADE (RET)
4411=AUTOMOBILE DEALERS
4412=OTHER MOTOR VEHICLE DEALERS
4413=AUTO PARTS, ACCESSORIES, AND TIRE STORES
442=FURNITURE AND HOME FURNISHINGS STORES
443111=HOUSEHOLD APPLIANCE STORES
443112, 44312=RADIO, TV, AND COMPUTER STORES
4441 EXC. 44413=BUILDING MATERIAL AND SUPPLIES DEALERS
44413=HARDWARE STORES
4442=LAWN AND GARDEN EQUIPMENT AND SUPPLIES STORES
4451=GROCERY STORES
4452=SPECIALTY FOOD STORES
4453=BEER, WINE, AND LIQUOR STORES
44611=PHARMACIES AND DRUG STORES
446 EXC. 44611=HEALTH AND PERSONAL CARE, EXCEPT DRUG STORES
447=GASOLINE STATIONS
448, EXC. 44821, 4483=CLOTHING AND ACCESSORIES, EXCEPT SHOE STORES
44821=SHOE STORES
4483=JEWELRY, LUGGAGE, AND LEATHER GOODS STORES
44313, 45111, 45112=SPORTING GOODS, CAMERA, AND HOBBY AND TOY STORES
45113=SEWING, NEEDLEWORK AND PIECE GOODS STORES
45114, 45122=MUSIC STORES
45121=BOOT STORES AND NEWS DEALERS
45211=DEPARTMENT STORES AND DISCOUNT STORES
4529=MISCELLANEOUS GENERAL MERCHANDISE STORES
4531=RETAIL FLORISTS
45321=OFFICE SUPPLIES AND STATIONARY STORES
4533=USED MERCHANDISE STORES
45322=GIFT, NOVELTY, AND SOUVENIR SHOPS
4539=MISCELLANEOUS STORES
45411=ELECTRONIC SHOPPING
454112=ELECTRONIC AUCTIONS
454113=MAIL ORDER HOUSES
4542=VENDING MACHINE OPERATORS
45431=FUEL DEALERS
45439=OTHER DIRECT SELLING ESTABLISHMENTS
PART OF 44 AND 45=NOT SPECIFIED TRADE

TRANSPORTATION AND WAREHOUSING (TRN)
481=AIR TRANSPORTATION

Part IV: Categorical Variable Formats

OCCUP. (CONT.)

482=RAIL TRANSPORTATION
483=WATER TRANSPORTATION
484=TRUCK TRANSPORTATION
4851, 4852, 4854, 4855, 4859=BUS SERVICE AND URBAN TRANSIT
4853=TAXI AND LIMOUSINE SERVICE
486=PIPELINE TRANSPORTATION
487=SCENIC AND SIGHTSEEING TRANSPORTATION
488=SERVICES INCIDENTAL TO TRANSPORTATION
491=POSTAL SERVICE
492=COURIERS AND MESSENGERS
493=WAREHOUSING AND STORAGE

INFORMATION AND COMMUNICATIONS (INF)

51111=NEWSPAPER PUBLISHERS
5111 EXC. 51111=PUBLISHING, EXCEPT NEWSPAPERS AND SOFTWARE
5112=SOFTWARE PUBLISHING
5121=MOTION PICTURES AND VIDEO INDUSTRIES
5122=SOUND RECORDING INDUSTRIES
5151, 5152, 5175=RADIO AND TELEVISION BROADCASTING AND CABLE
5161=INTERNET PUBLISHING AND BROADCASTING
5171=WIRED TELECOMMUNICATIONS CARRIERS
5171, 5175=OTHER TELECOMMUNICATION SERVICES
5161=INTERNET SERVICE PROVIDERS
5182=DATA PROCESSING, HOSTING, AND RELATED SERVICES
51912=LIBRARIES AND ARCHIVES
5191 EXC. 51912=OTHER INFORMATION SERVICES

FINANCE, INSURANCE, REAL ESTATE, AND RENTAL AND LEASING (FIN)

521, 52211, 52219=BANKING AND RELATED ACTIVITIES
52212, 52213=SAVINGS INSTITUTIONS, INCLUDING CREDIT UNIONS
5222, 5223=NON-DEPOSITORY CREDIT AND RELATED ACTIVITIES
523, 525=SECURITIES, COMMODITIES, FUNDS, TRUSTS, AND OTHER FINANCIAL INVESTMENTS
524=INSURANCE CARRIERS AND RELATED ACTIVITIES
531=REAL ESTATE
5321=AUTOMOTIVE EQUIPMENT RENTAL AND LEASING
53223=VIDEO TAPE AND DISK RENTAL
53221, 53222, 53229, 5323=OTHER CONSUMER GOODS RENTAL
5324, 533=COMMERCIAL, INDUSTRIAL, AND OTHER INTANGIBLE ASSETS RENTAL AND LEASING

PROFESSIONAL, SCIENTIFIC, MANAGEMENT, ADMINISTRATIVE, AND WASTE MANAGEMENT SERVICES (PRF)

5411=LEGAL SERVICES
5412=ACCOUNTING, TAX PREPARATION, BOOKKEEPING AND PAYROLL SERVICES
5413=ARCHITECTURAL, ENGINEERING, AND RELATED SERVICES
5414=SPECIALIZED DESIGN SERVICES
5415=COMPUTER SYSTEMS DESIGN AND RELATED SERVICES
5416=MANAGEMENT, SCIENTIFIC AND TECHNICAL CONSULTING SERVICES
5417=SCIENTIFIC RESEARCH AND DEVELOPMENT SERVICES
5418=ADVERTISING AND RELATED SERVICES
54194=VETERINARY SERVICES
5419 EXC. 54194=OTHER PROFESSIONAL, SCIENTIFIC AND TECHNICAL SERVICES
551=MANAGEMENT OF COMPANIES AND ENTERPRISES
5613=EMPLOYMENT SERVICES
5614=BUSINESS SUPPORT SERVICES

5615=TRAVEL ARRANGEMENTS AND RESERVATION SERVICES
5616=INVESTIGATION AND SECURITY SERVICES
5617 EXC. 56173=SERVICES TO BUILDINGS AND DWELLINGS (EXCEPT CLEANING DURING CONSTRUCTION AND IMMEDIATELY AFTER CONSTRUCTION
56173=LANDSCAPING SERVICES
5611, 5612, 5619=OTHER ADMINISTRATIVE, AND OTHER SUPPORT SERVICES
562=WASTE MANAGEMENT AND REMEDIATION SERVICES

EDUCATIONAL, HEALTH AND SOCIAL SERVICES (EDU)

6111=ELEMENTARY AND SECONDARY SCHOOLS
6112, 6113=COLLEGES, INCLUDING JUNIOR COLLEGES, AND UNIVERSITIES
6114, 6115=BUSINESS, TECHNICAL, AND TRADE SCHOOLS AND TRAINING
6116, 6117=OTHER SCHOOLS, INSTRUCTION AND EDUCATIONAL SERVICES

(MED)

6211=OFFICES OF PHYSICIANS
6212=OFFICES OF DENTISTS
62131=OFFICES OF CHIROPRACTORS
62132=OFFICES OF OPTOMETRISTS
6213 EXC. 62131, 62132=OFFICES OF OTHER HEALTH PRACTITIONERS
6214=OUTPATIENT CARE CENTERS
6216=HOME HEALTH CARE SERVICES
6215, 6219=OTHER HEALTH CARE SERVICES
622=HOSPITALS
6231=NURSING CARE FACILITIES
6232, 6233, 6239=RESIDENTIAL CARE FACILITIES, WITHOUT NURSING

(SCA)

6241=INDIVIDUAL AND FAMILY SERVICES
6242=COMMUNITY FOOD AND HOUSING, AND EMERGENCY SERVICES
6243=VOCATIONAL REHABILITATION SERVICES
6244=CHILD DAYCARE SERVICES

ARTS, ENTERTAINMENT, RECREATION, ACCOMMODATIONS, AND FOOD SERVICES (ENT)

711=INDEPENDENT ARTISTS, PERFORMING ARTS, SPECTATOR SPORTS AND RELATED INDUSTRIES
712=MUSEUMS, ART GALLERIES, HISTORICAL SITES, AND SIMILAR INSTITUTIONS
71395=BOWLING CENTERS
713 EXC. 71395=OTHER AMUSEMENT, GAMBLING, AND RECREATION INDUSTRIES
7211=TRAVELER ACCOMMODATION
7212, 7213=RECREATIONAL VEHICLE PARKS AND CAMPS, AND ROOMING AND BOARDING HOUSES
722 EXC. 7224=RESTAURANTS AND OTHER FOOD SERVICES
7224=DRINKING PLACES, ALCOHOL BEVERAGES

OTHER SERVICES (EXCEPT PUBLIC ADMINISTRATION) (SRV)

8111 EXC. 811192=AUTOMOTIVE REPAIR AND MAINTENANCE
811192=CAR WASHES
8112=ELECTRONIC AND PRECISION EQUIPMENT REPAIR AND MAINTENANCE
8113=COMMERCIAL AND INDUSTRIAL MACHINERY AND EQUIPMENT REPAIR AND MAINTENANCE
8114 EXC. 81143=PERSONAL AND HOUSEHOLD GOODS REPAIR AND MAINTENANCE
81143=FOOTWEAR AND LEATHER GOODS REPAIR
812111=BARBER SHOPS
812112=BEAUTY SALONS

Part IV: Categorical Variable Formats

OCCUP. (CONT.)

812113, 81219=NAIL SALONS AND OTHER PERSONAL CARE SERVICES

8123=DRY CLEANING AND LAUNDRY SERVICES

8122=FUNERAL HOMES, CEMETERIES AND CREMATORIES

8129=OTHER PERSONAL SERVICES

8131=RELIGIOUS ORGANIZATIONS

8132, 8133, 8134=CIVIC, SOCIAL, ADVOCACY ORGANIZATIONS AND GRANTMAKING AND GIVING SERVICES

81393=LABOR UNIONS

8139 EXC. 81393=BUSINESS, PROFESSIONAL, POLITICAL AND SIMILAR ORGANIZATIONS

814=PRIVATE HOUSEHOLDS

PUBLIC ADMINISTRATION (ADM)

92114, PT92115=EXECUTIVE OFFICES AND LEGISLATIVE BODIES

92113=PUBLIC FINANCE ACTIVITIES

92119=OTHER GENERAL GOVERNMENT AND SUPPORT

922, PT92115=JUSTICE, PUBLIC ORDER, AND SAFETY ACTIVITIES

923=ADMINISTRATION OF HUMAN RESOURCE PROGRAMS

924, 925=ADMINISTRATION OF ENVIRONMENTAL QUALITY AND HOUSING PROGRAMS

926, 927=ADMINISTRATION OF ECONOMIC PROGRAMS AND SPACE RESEARCH

928=NATIONAL SECURITY AND INTERNATIONAL AFFAIRS

Part IV: Categorical Variable Formats

OFTCIGAR.

1=EVERYDAY
2=SEVERAL TIMES/WEEK
3=ONCE PER WEEK
4=< ONCE PER WEEK
7, 77=DON'T KNOW
8, 88=NOT APPLICABLE
9, 99=REFUSED

OFTEN.

1=OFTEN
2=SOMETIMES
3=RARELY
4=NEVER
77=DON'T KNOW/NOT SURE
99=REFUSED

OFTENC.

1=NEVER
2=ONCE
3=MORE THAN ONCE
7, 77 =DON'T KNOW/NOT SURE
8, 88=NOT APPLICABLE
9, 99=REFUSED

OFTEND.

1=ALWAYS
2=OFTEN
3=SOMETIMES
4=SELDOM
5=NEVER
77=DON'T KNOW/ NOT SURE
99=REFUSED

OFTENI.

1=ALWAYS
2=MOST OF THE TIME
3=ABOUT HALF THE TIME
4=SOMETIMES
5=NEVER
7=DON'T KNOW/NOT SURE
9=REFUSED

ORACE.

1=WHITE
2=BLACK
3=ASIAN OR PACIFIC ISLANDER
4=ALEUTIAN, ESKIMO OR AMERICAN INDIAN
5=OTHER
7, 77=DON'T KNOW/NOT SURE
9, 99=REFUSED
96=OTHER

ORACEB.

1=WHITE
2=BLACK OR AFRICAN AMERICAN
3=ASIAN
4=NATIVE HAWAIIAN OR PACIFIC ISLANDER
5=AMERICAN INDIAN, ALASKA NATIVE
6=OTHER
7, 77=DON'T KNOW/NOT SURE
9, 99=REFUSED
96=OTHER

ORACEC.

1=CHINESE
2=JAPANESE
3=KOREAN
4=FILIPINO
5=VIETNAMESE
6=CAMBODIAN
7=LAOTIAN
8=ASIAN INDIAN
9=INDONESIAN
10=HAWAIIAN
11=SAMOAN
12=PAKISTANI
13=SAIPANESE
14=FIJIAN
15=GUAMANIAN OR CHAMORRO
16=OTHER: (SPECIFY)
17=SRI LANKAN
18=TAIWANESE
19=BHUTANESE
20=BURMESE
21=THAI
22=AFGHAN
23=MALAYSIAN
24=HMONG
25=BANGLADESHI
26=EAST TIMORIAN
27=PAKISTANI
28=MICRONESIAN
29=NEPALESE
30=TONGAN
32=SINGAPOREAN
33=MONGOLIAN
34=POLYNESIAN
777=DON'T KNOW
999=REFUSED

ORACED.

1=WHITE
2=BLACK OR AFRICAN AMERICAN
3=AMERICAN INDIAN, ALASKA NATIVE
4=ASIAN
5=NATIVE HAWAIIAN OR PACIFIC ISLANDER
6=OTHER
7, 77=DON'T KNOW/NOT SURE
9, 99=REFUSED

ORACEX.

1=WHITE HISPANIC
2=BLACK HISPANIC
3=ASIAN HISPANIC
4=PACIFIC ISLANDER HISPANIC
5=AM. INDIAN, ALASKA NATIVE HISPANIC
6, 96=OTHER HISPANIC
7, 77=DON'T KNOW/NOT SURE
9, 99=REFUSED

ORALREAS.

1=NO REASON
2=NOT NEEDED
3=LAZINESS
4=COST
5=NOT RECOMMENDED
6=DO NOT GO TO DENTIST
7=OTHER
77=DON'T KNOW/NOT SURE
96=OTHER
99=REFUSED

Part IV: Categorical Variable Formats

ORALSIGN.

1=WHITE PATCHES
2=RED PATCHES
3=SORE/LESION
4=BLEEDING
5=DISCOLORATION OF GUM
6=PAIN-OTHER THAN TOOTHACHE
7=OTHER
77=DON'T KNOW/NOT SURE
9, 99=REFUSED
96=OTHER

ORIGIN.

1=MEXICO
2=CHINA
3=INDIA
4=UNITED STATES
5=OTHER
77=DON'T KNOW/NOT SURE
99=REFUSED

OSTEOIS.

1=BONE LOSS
2=JOINT PROBLEMS
3=OTHER
9, 99=REFUSED
77=DON'T KNOW/NOT SURE
96=OTHER

PA150R1_.

1=150+ MINUTES (OR VIGOROUS EQUIVALENT MINUTES) OF PHYSICAL ACTIVITY
2=1-149 MINUTES (OR VIGOROUS EQUIVALENT OF PHYSICAL ACTIVITY)
3=0 MINUTES (OR VIGOROUS EQUIVALENT OF PHYSICAL ACTIVITY)
5=UNABLE TO DETERMINE
9=DON'T KNOW/NOT SURE/REFUSED/MISSING

PA300R1_.

1=301+ MINUTES (OR VIGOROUS EQUIVALENT MINUTES) OF PHYSICAL ACTIVITY
2=1-300 MINUTES (OR VIGOROUS EQUIVALENT MINUTES) OF PHYSICAL ACTIVITY
3=0 MINUTES (OR VIGOROUS EQUIVALENT MINUTES) OF PHYSICAL ACTIVITY
5=UNABLE TO DETERMINE
9=DON'T KNOW/NOT SURE/REFUSED/MISSING

PA3002L.

1=301+ MINUTES (OR VIGOROUS EQUIVALENT MINUTES) OF PHYSICAL ACTIVITY
2=0-300 MINUTES (OR VIGOROUS EQUIVALENT MINUTES) OF PHYSICAL ACTIVITY
5=UNABLE TO DETERMINE
9=DON'T KNOW/NOT SURE/REFUSED/MISSING

PACAT.

1=HIGHLY ACTIVE (301+ MIN OR VIGOROUS EQUIVALENT)
2=ACTIVE (150-300 MIN OR VIGOROUS EQUIVALENT)
3=INSUFFICIENTLY ACTIVE (1-149 MIN)
4=INACTIVE
5=UNABLE TO DETERMINE
9=DON'T KNOW/NOT SURE/REFUSED/MISSING

PAINDEX.

1=MEET AEROBIC RECOMMENDATIONS
2=DID NOT MEET AEROBIC RECOMMENDATIONS
5=UNABLE TO DETERMINE
9=DON'T KNOW/NOT SURE/REFUSED/MISSING

PAMISS.

0=NOT MISSING PHYSICAL ACTIVITY DATA
1=MISSING PHYSICAL ACTIVITY DATA
9=DON'T KNOW/NOT SURE/REFUSED

PAREC.

1=MEET BOTH GUIDELINES
2=MET AEROBIC GUIDELINES ONLY
3=MET STRENGTHENING GUIDELINES ONLY
4=DID NOT MEET EITHER GUIDELINE
5=UNABLE TO DETERMINE
9=DON'T KNOW/NOT SURE/REFUSED/MISSING

PASTAER.

1=MEET BOTH GUIDELINES
2=DID NOT MEET BOTH GUIDELINES
5=UNABLE TO DETERMINE
9=DON'T KNOW/NOT SURE/REFUSED/MISSING

PASTRNG.

1=MEET MUSCLE STRENGTHENING RECOMMENDATIONS
2=DID NOT MEET MUSCLE STRENGTHENING RECOMMENDATIONS
5=UNABLE TO DETERMINE
9=DON'T KNOW/NOT SURE/REFUSED/MISSING
7, 77=DON'T KNOW/NOT SURE
9, 99=REFUSED
96=OTHER

PAY.

1=ALL
2=MOST
3=SOME
4=NONE
7, 77=DON'T KNOW/ NOT SURE
9, 99=REFUSED
96=OTHER

PAYPTA.

1=ALL
2=PART
3=NONE
7, 77=DON'T KNOW/NOT SURE
9, 99=REFUSED
96=OTHER

PAYPT.

1=CURRENT EMPLOYER/UNION
2=FORMER EMPLOYER
3=ANOTHER'S EMPLOYER
4=SELF OR FAMILY
5=MEDICARE
6=MEDI-CAL
8=SOMEONE OUTSIDE HOUSEHOLD
7, 77=DON'T KNOW/NOT SURE
9, 99=REFUSED
96=OTHER

PERSDOC.

1=YES, ONLY ONE
2=MORE THAN ONE
3=NO
7, 77=DON'T KNOW/NOT SURE
9, 99=REFUSED
88=NOT APPLICABLE

Part IV: Categorical Variable Formats

PFPPRVN

1=YES
2=NO
3=NO PARTNER/NOT SEXUALLY ACTIVE
4=SAME SEX PARTNER
5=HAS HAD A HYSTERECTOMY
77=DON'T KNOW/NOT SURE
99=REFUSED

PLEASANT.

1=VERY PLEASANT
2=SOMEWHAT PLEASANT
3=SOMEWHAT UNPLEASANT
4=VERY UNPLEASANT
7=DON'T KNOW/NOT SURE
9=REFUSED

POWERLB.

1=WILL NOT CAUSE DISEASE
2=PROBABLY WON'T CAUSE DISEASE
3=COULD CAUSE SOME DISEASE
4=COULD DEFINITELY CAUSE SOME DISEASE
5=DOESN'T KNOW WHAT A MAGNETIC FIELD IS
6=NO OPINION
77=DON'T KNOW
99=REFUSED

PREDIAB.

1=YES
2=YES, DURING PREGNANCY
3=NO
7, 77=DON'T KNOW/NOT SURE
9, 99=REFUSED

PREVENT.

1=EVERY DAY
2=ALMOST EVERY DAY
3=ONCE A WEEK
4=OCCASIONALLY
5=NEVER
7, 77=DON'T KNOW/NOT SURE
9, 99=REFUSED
96=OTHER

PREVPRG.

1=EMPLOYER
2=HEALTH PLAN
3=COMMUNITY ORG
4=NO
7, 77=DON'T KNOW/NOT SURE
9, 99=REFUSED
96=OTHER

PRIMCARE.

1=ONE PLACE
2=MORE THAN ONE PLACE
3=NO
7, 77=DON'T KNOW/NOT SURE
9, 99=REFUSED
96=OTHER

PROB.

1=VERY BIG PROBLEM
2=MODERATE PROBLEM
3=NOT A VERY BIG PROBLEM
4=NOT A PROBLEM
88=NOT APPLICABLE
7, 77=DON'T KNOW/NOT SURE
9, 99=REFUSED

PROMOHOW.

1=HANDOUT AT FAIR
2=GIFT FROM FRIEND
3=GAME PRIZE
4=SENT COUPON
5=FOUND
6=PART OF PURCHASE
8=OTHER
7=UNKNOWN
9=REFUSED

PSAREAS.

1=PART OF ROUTINE EXAM
2=BECAUSE OF PROSTATE PROBLEM
3=BECAUSE OF FAMILY HISTORY OF PROSTATE
CANCER
4=OTHER REASON
7, 77=DON'T KNOW/NOT SURE
9, 99=REFUSED

PSAREAS1A.

1=PART OF ROUTINE EXAM
2=BECAUSE OF PROSTATE PROBLEM
3=BECAUSE OF FAMILY HISTORY OF PROSTATE
CANCER
4=BECAUSE YOU WERE TOLD YOU HAD PROSTATE
CANCER
5=SOME OTHER REASON
7, 77= DON'T KNOW/ NOT SURE
9, 99=REFUSED

PUBHOUS.

1=DO NOT RECEIVE GOVERNMENT RENTAL
ASSISTANCE
2=RECEIVE SECTION 8 OR HOUSING CHOICE
VOUCHER
3=LIVE IN GOVERNMENT-OWNED BUILDING
4=LIVE IN SOMEONE ELSE'S HOME & DO NOT PAY
RENT
5=RECEIVE SOME OTHER FORM OF RENTAL
ASSISTANCE
7, 77=DON'T KNOW/NOT SURE
8, 88=OTHER
9, 99=REFUSED

PURPOSE.

1=PREVENT TOOTH DECAY
2=PREVENT GUM DISEASE
3=CLEAN THE TEETH
4=REPAIR THE TEETH
5=NONE OF THE ABOVE
7, 77=DON'T KNOW/NOT SURE
9, 99=REFUSED
96=OTHER

QUIT.

1=IN THE NEXT 30 DAYS
2=IN THE NEXT 3 MONTHS
3=IN THE NEXT 6 MONTHS
4=IN THE NEXT YEAR
5=DO NOT HAVE A PLAN TO QUIT
77=DON'T KNOW/ NOT SURE
99=REFUSED

Part IV: Categorical Variable Formats

QUITHELP.

1=USE MEDICATION, LIKE CHANTIX OR ZYBAN
2=USE NICOTINE PATCHES, NICOTINE GUM OR
NICOTINE LOZENGES
3=USE COUNSELING ADVICE
4=USE ANY SELF-HELP MATERIALS
77=DON'T KNOW/ NOT SURE
88=NONE OF THESE
99=REFUSED

QUITLONG.

1=LESS THAN 1 DAY
2=1 - 6 DAYS
3=ONE WK TO < 3 MONTHS
4=3 MONTHS TO < 6 MONTHS
5=6 MONTHS TO < 1 YEAR
6=1 OR MORE YEARS
7, 77=DON'T KNOW/NOT SURE
9, 99=REFUSED
96=OTHER

QUITWHEN.

1=PAST WEEK
2=PAST 2 WEEKS
3=PAST MONTH
4=PAST 6 MONTHS
5=PAST YEAR
6=MORE THAN ONE YEAR
7, 77=DON'T KNOW/NOT SURE
9, 99=REFUSED
96=OTHER

RACEHLTH.

1=WORSE THAN OTHER RACES
2=THE SAME AS OTHER RACES
3=BETTER THAN OTHER RACES
96=OTHER
77=DON'T KNOW/NOT SURE
88=NOT APPLICABLE
99=REFUSED

RACEOTHR.

1=WHITE
2=BLACK OR AFRICAN AMERICAN
3=HISPANIC OR LATINO
4=ASIAN
5=NATIVE HAWAIIAN OR OTHER PACIFIC ISLANDER
6=AMERICAN INDIAN OR ALASKA NATIVE
7=MULTI - RACIAL
8, 96=OTHER
77=DON'T KNOW/NOT SURE
99=REFUSED

RACETHNK.

1=NEVER
2=ONCE A YEAR
3=ONCE A MONTH
4=ONCE A WEEK
5=ONCE A DAY
6=ONCE AN HOUR
7=CONSTANTLY
96=OTHER
77=DON'T KNOW/NOT SURE
99=REFUSED

RACEHLTH.

1=WORSE THAN OTHER RACES
2=THE SAME AS OTHER RACES
3=BETTER THAN OTHER RACES
77=DON'T KNOW
88=NOT APPLICABLE
99=REFUSED

RACEWORK.

1=WORSE THAN OTHER RACES
2=THE SAME AS OTHER RACES
3=BETTER THAN OTHER RACES
4=WORSE THAN SOME RACES, BETTER THAN OTHERS
5=ONLY ENCOUNTERED PEOPLE OF THE SAME
77=DON'T KNOW/NOT SURE
88=NOT APPLICABLE
96=OTHER
99=REFUSED

REASHEP.

1=REFERRED BY A DOCTOR/ILLNESS
2=HISTORY OF DRUG USE
3=HISTORY OF BLOOD TRANSFUSION
4=HISTORY OF JOB EXPOSURE
5=REFERRED BY A SEX PARTNER/SPOUSE
6=SEX PARTNER/SPOUSE HEP C POSITIVE
7=HISTORY OF MULTIPLE SEXUAL PARTNERS
8=TESTED BECAUSE THEY DONATED BLOOD
9=WAS WORRIED ABOUT IT
77=DON'T KNOW/NOT SURE
99=REFUSED
10, 96=OTHER

REASTEST.

1=FOR HOSPITALIZATION OR SURGICAL PROCEDURE
2=TO APPLY FOR HEALTH INSURANCE
3=TO APPLY FOR LIFE INSURANCE
4=FOR EMPLOYMENT
5=TO APPLY FOR A MARRIAGE LICENSE
6=FOR MILITARY INDUCTION OR MILITARY SERVICE
7=FOR IMMIGRATION
8=JUST TO FIND OUT IF YOU WERE INFECTED
9=BECAUSE OF REFERRAL BY A DOCTOR
10=BECAUSE OF PREGNANCY
11=REFERRED BY YOUR SEX PARTNER
12=BECAUSE IT WAS PART OF A BLOOD DONATION
PROCESS
13=FOR ROUTINE CHECKUP
14=BECAUSE OF OCCUPATIONAL EXPOSURE
15=BECAUSE OF ILLNESS
16=BECAUSE AT RISK FOR HIV
77=DON'T KNOW/NOT SURE
17, 87, 96=OTHER REASON
88=NOT APPLICABLE
99=REFUSED

REASTSTB.

1=IT WAS REQUIRED
2=SOMEONE SUGGESTED YOU SHOULD BE TESTED
3=MAY HAVE GOTTEN HIV/SEX OR DRUGS
4=JUST WANTED TO FIND OUT
5=WORRIED YOU COULD GIVE HIV TO SOMEONE
6=YOU WERE PREGNANT
7=PART OF A ROUTINE EXAM
8=OTHER REASON
77=DON'T KNOW
99=REFUSED

Part IV: Categorical Variable Formats

RELATION.

1=CURRENT OR FORMER HUSBAND OR WIFE
2=FORMER OR CURRENT MALE LIVE-IN PARTNER
3=FORMER OR CURRENT FEMALE LIVE-IN PARTNER
4=FORMER OR CURRENT BOYFRIEND
5=FORMER OR CURRENT GIRLFRIEND
6=MALE DATE
7=FEMALE DATE
8=RELATIVE
9=SOMEONE ELSE THEY KNEW
10=STRANGER
11=OTHER
77=DON'T KNOW/NOT SURE
99=REFUSED

RENT.

1=OWN
2=RENT
3=OTHER ARRANGEMENT
7, 77=DON'T KNOW/NOT SURE
9, 99=REFUSED

RESNOTST.

1=DOCTOR DIDN'T FOLLOW UP
2=DID NOT HAVE HEALTH INSURANCE
3=HAD HEALTH INSURANCE, BUT COVERAGE FOR THE
PROCEDURE WAS INSUFFICIENT
4=THE PROCEDURE SEEMED TOO PAINFUL,
UNPLEASANT, OR EMBARRASSING
5=NO TIME
6=NO TRANSPORTATION
8=OTHER
10=OTHER
77=DON'T KNOW/NOT SURE
99=REFUSED

RESSIGCB.

1=NO REASON/ NEVER THOUGHT ABOUT IT
2=DIDN'T NEED/ DIDN'T KNOW NEEDED TEST
3=DOCTOR DIDN'T TELL ME I NEEDED IT
4=HAVEN'T HAD ANY PROBLEMS
5=PUT IT OFF/LAZINESS
6=TOO EXPENSIVE/NO INSURANCE/COST
7=TOO PAINFUL, UNPLEASANT, EMBARRASSING
8=DON'T HAVE A DOCTOR
9=FEAR OF FINDING CANCER
10=OTHER
77=DON'T KNOW/NOT SURE
88=NOT APPLICABLE (NO OTHER REASON)
99=REFUSED

RESSIGCO.

1=NO REASON/ NEVER THOUGHT ABOUT IT
2=DIDN'T NEED/ DIDN'T KNOW NEEDED TEST
3=DOCTOR DIDN'T TELL ME I NEEDED IT
4=HAVEN'T HAD ANY PROBLEMS
5=PUT IT OFF/LAZINESS
6=TOO EXPENSIVE/NO INSURANCE/COST
7=TOO PAINFUL, UNPLEASANT, EMBARRASSING
8=HAD ANOTHER TYPE OF COLORECTAL EXAM
9=DON'T HAVE A DOCTOR
10=OTHER
77=DON'T KNOW/NOT SURE
99=REFUSED

RETSITUA.

1=STRESSFUL SITUATION
2=DEATH OR TRAGEDY
3=WHERE ALCOHOL SERVED
4=MARITAL PROBLEMS
5=SOCIAL SITUATION
6=AROMA OF CIGARETTE
7=SMOKING WITHDRAWAL
8=DRIVING
9=ENJOYMENT
10=OTHER
77=UNKNOWN
97=DOES NOT APPLY
99=REFUSED

RETURN.

1=LIKELY
2=UNLIKELY
3=NEVER A REGULAR SMOKER
7, 77=DON'T KNOW/NOT SURE
9, 99=REFUSED
96=OTHER

RETURNB.

1=YES
2=NO
3=NEVER A REGULAR SMOKER
7=UNKNOWN
9=REFUSED

RISK.

1=NO RISK
2=SLIGHT RISK
3=MODERATE RISK
4=GREAT RISK
77=DON'T KNOW/ NOT SURE
99=REFUSED

RRCLASS.

1=WHITE
2=BLACK, AFRICAN AMERICAN
3=HISPANIC, LATINO
4=ASIAN
5=NATIVE HAWAIIAN OR OTHER PACIFIC ISLANDER
6=AMERICAN INDIAN, ALASKA NATIVE
7=DON'T KNOW
8=SOME OTHER GROUP (SPECIFY)
9=REFUSED

RSNMRJNA.

1=ONLY FOR MEDICAL REASONS TO TREAT OR
DECREASE SYMPTOMS
2=ONLY FOR NON-MEDICAL PURPOSES FOR
PLEASURE OR SATISFACTION
3=BOTH MEDICAL AND NON-MEDICAL
77=DON'T KNOW/NOT SURE
99=REFUSED

SAFE.

1=VERY SAFE
2=SOMEWHAT SAFE
3=SOMEWHAT UNSAFE
4=VERY UNSAFE
7=UNKNOWN
9=REFUSED

Part IV: Categorical Variable Formats

SATISF.

1=VERY SATISFIED
2=SATISFIED
3=NEUTRAL
4=DISSATISFIED
5=VERY DISSATISFIED
7, 77=DON'T KNOW/NOT SURE
9, 99=REFUSED
96=OTHER

SATISFB.

1=VERY SATISFIED
2=SOMEWHAT SATISFIED
3=NOT AT ALL SATISFIED
7=DON'T KNOW/NOT SURE
8=NOT APPLICABLE
9=REFUSED

SATLIFE.

1=VERY SATISFIED
2=SATISFIED
3=DISSATISFIED
4=VERY DISSATISFIED
7, 77=DON'T KNOW/NOT SURE
9, 99=REFUSED

SCHLAIDS.

1=YES
2=NO
3=NO CHILD
7, 77=DON'T KNOW/NOT SURE
9, 99=REFUSED
96=OTHER

SEATBELT.

1=ALWAYS
2=NEARLY ALWAYS
3=SOMETIMES
4=SELDOM
5=NEVER
6, 88=NEVER RIDE IN CAR
7, 77=DON'T KNOW/NOT SURE
9, 99=REFUSED
96=OTHER

SEATLAW.

1=CAN GET TICKET FOR NON-USE ONLY
2=CAN GET TICKET WITH ANOTHER OFFENCE
3=SEAT BELTS NOT REQUIRED BY LAW
7, 77=DON'T KNOW/NOT SURE
9, 99=REFUSED
96=OTHER

SEX.

1=MALE
2=FEMALE
7, 77=DON'T KNOW/ NOT SURE
9, 99=REFUSED

SEXPART.

1=1
2=2
3=MORE THAN 2
4=NONE
5=HAVE NOT HAD SEXUAL INTERCOURSE
77=DON'T KNOW
88=NOT APPLICABLE
99=REFUSED

SEXTALK.

1=TALKED SERIOUSLY ABOUT SEXUALLY TRANSMIT
2=MENTIONED SEXUALLY TRANSMITTED DISEASES
3=NEVER TALKED @ SEXUALLY TRANSMITTED
77=DON'T KNOW
99=REFUSED

SEXWOTRB.

1=DEFINITELY YES
2=VERY LIKELY
3=SOMEWHAT LIKELY
4=NOT VERY LIKELY
5=DEFINITELY NO
7, 77=DON'T KNOW/NOT SURE
8=NOT APPLICABLE
9, 99=REFUSED
96=OTHER

SICK.

1=NO PROBLEM
2=BOTHER
3=A LITTLE SICK
4=VERY SICK
7, 77=DON'T KNOW/NOT SURE
8=NOT APPLICABLE
9, 99=REFUSED
96=OTHER

SICKPLC.

1=A DOCTOR'S OFFICE
2=PUBLIC HEALTH CLINIC OR COMMUNITY HEAL
3=A HOSPITAL OUTPATIENT DEPARTMENT
4=A HOSPITAL EMERGENCY ROOM
5=URGENT CARE CENTER
6=SOME OTHER KIND OF PLACE
7=NO USUAL PLACE
77=DON'T KNOW
99=REFUSED

SICTXT.

1=MINING
2=CONSTRUCTION
3=MANUFACTURING
4=TRANSPORTATION
5=WHOLESALE SALES
6=RETAIL SALES
7=FINANCIAL
8=SERVICES
9=GOVERNMENT
10=HEALTHCARE
11=HIGH TECHNOLOGY
12=AGRICULTURE
13=EDUCATION
14=ENTERTAINMENT
77=DON'T KNOW/NOT SURE
96=OTHER
99=REFUSED

SIGORCOL.

1=SIGMOIDOSCOPY
2=COLONOSCOPY
7, 77=DON'T KNOW
9, 99=REFUSED'

Part IV: Categorical Variable Formats

SIZE.

1=LESS THEN 10
2=10-24
3=25-49
4=50-99
5=100-499
6=500-999
8=1000 OR MORE
7, 77=DON'T KNOW/NOT SURE
9, 99=REFUSED
96=OTHER

SKINTONE.

1=FAIR
2=MEDIUM
3=DARK
7=DON'T KNOW/NOT SURE
9=REFUSED

SMK12DLY.

1=EVERY DAY
2=SOME DAYS
7=DON'T KNOW/NOT SURE
9=REFUSED

SMANY.

1=1 CHEMICAL OR TYPE OF CHEMICAL
2=A FEW DIFFERENT CHEMICALS
3=A LOT OF CHEMICALS
7, 77=DON'T KNOW/NOT SURE
9, 99=REFUSED
96=OTHER

SMKANNOY.

1=NOT ANNOYING AT ALL
2=A LITTLE ANNOYING
3=MODERATELY ANNOYING
4=VERY ANNOYING
5=EXTREMELY ANNOYING
7=UNKNOWN
9=REFUSED

SMKAREA.

0=NONE
1=NOT ANY COMMON AREAS
2=SOME COMMON AREAS
3=ALL COMMON AREAS
4=DON'T USE PUBLIC AREAS
7=UNKNOWN
9=REFUSED

Part IV: Categorical Variable Formats**SMKBRAND.**

001= BENSON AND HEDGES
002= CAMEL
003= CARLTON
004= GENERIC
005= KENT
006= KOOL
007= MARLBORO
008= MERIT
009= MORE
010= NEWPORT
011= PALL MALL
012= SALEM
013= VANTAGE
014= VIRGINIA SLIMS
015= WINSTON
016= AMERICAN SPIRIT
017= AUSTIN
018= BASIC
019= BELAIR
020= BONUS VALUE
021= BUGLER
022= CAMBRIDGE
023= CAPRI
024= CHESTER
025= CHESTERFIELDS
026= DUNHILL
027= DORAL
028= EVE
029= F&L
030= HARLEY DAVIDSONS
031= HOPE
032= L&M
033= LUCKY STRIKES
034= MISTY
035= MONTCLAIR
036= MOORE'S
037= NOW
038= OLD GOLD
039= PARLIAMENTS
040= PLAYERS
041= PLAYERS
042= PURE
043= QUALITY SMOKE
044= RALEIGH
045= SARATOGA
046= STYLE
047= SUMMIT
048= TARENTON
049= VICEROY
050= TRUE
051= 555 (TRIPLE 5)
052= TRIPLE 5 (555)
053= BEST VALUE
054= DAJARUM
055= DRUM
056= FIESTA (MEXICAN)
057= GPC
058= LARK
059= LEGEND
060= MAVERICK
061= PM INTERNATIONAL
062= PRIVATE STOCK
063= BEST BUY
064= AMERICAN
065= PHILIP MORRIS
066= PRIME
067= MONEY
068= LIFE
069= MALIBU

070= PREMIUM
071= SPIRIT
072, 091, 096, 1000000000-5999951872= OTHER
77, 777= DON'T KNOW/NOT SURE
99, 999= REFUSED

SMKFREE2a.

1= NO, I DID NOT GO TO A BAR, TAVERN, OR NIGHTCLUB IN PAST 12 MONTHS
2= YES, IT WAS SMOKE-FREE AND VAPE-FREE
3= YES, IT WAS SMOKE-FREE ONLY
4= NO, IT WAS NEITHER SMOKE-FREE NOR VAPE-FREE
77= DON'T KNOW/ NOT SURE
99= REFUSED

SMKTYPE.

1= REGULAR
2= LIGHT
3= ULTRA LIGHT
6= OTHER
7= UNKNOWN
9= REFUSED

SMKWORK.

0= NONE
1= NOT ANY WORK AREA
2= SOME WORK AREAS
3= ALL WORK AREAS
7= UNKNOWN
9= REFUSED

SMOKLAST.

1= < 1 MONTH
2= 1 TO < 3 MONTHS
3= 3 TO < 6 MONTHS
4= 6 MONTHS TO < 1 YEAR
5= ONE OR MORE YEARS
7, 77= DON'T KNOW/NOT SURE
9, 99= REFUSED
96= OTHER

SMOKQUIT.

1= YES
2= NO
5= NEVER SMOKED REGULARLY
7, 77= DON'T KNOW/NOT SURE
9, 99= REFUSED
96= OTHER

SMOKREG.

1= WITHIN PAST YEAR
2= WITHIN PAST TWO YEARS
3= WITHIN PAST FIVE YEARS
4= MORE THAN FIVE YEARS
7, 77= DON'T KNOW/NOT SURE
8, 88= NEVER SMOKED REGULARLY
9, 99= REFUSED
96= OTHER

SMOKREGB.

1= < 1 MONTH
2= 1 TO < 3 MONTHS
3= 3 TO < 6 MONTHS
4= 6 MONTHS TO < 1 YEAR
5= 1 YR TO < 5 YEARS
6= 5 OR MORE YEARS
7, 77= DON'T KNOW/NOT SURE
8, 88= NEVER SMOKED REGULARLY
9, 99= REFUSED
96= OTHER

Part IV: Categorical Variable Formats

SMOKREGC.

1=< 1 MONTH
2=1 TO < 3 MONTHS
3=3 TO < 6 MONTHS
4=6 MONTHS TO < 1 YEAR
5=1 YR TO < 5 YEARS
6=6 TO 15 YEARS
7=15 OR MORE YEARS
77=DON'T KNOW/NOT SURE
88=NEVER SMOKED REGULARLY
99=REFUSED

SMOKREGD.

1=< 1 MONTH
2=1 TO < 3 MONTHS
3=3 TO < 6 MONTHS
4=6 MONTHS TO < 1 YEAR
5=1 YR TO < 5 YEARS
6=5 TO 10 YEARS
7=10 OR MORE YEARS
8, 88=NEVER SMOKED REGULARLY
77=DON'T KNOW/NOT SURE
99=REFUSED

SMPTM.

1=SAME SYMPTOMS
2=DIFFERENT SYMPTOMS
7, 77=DON'T KNOW/NOT SURE
9, 99=REFUSED
96=OTHER

SOURCE.

1=LANDLINE
2=CELL

SPANENG.

0=ENGLISH
1=SPANISH

SPANENGB.

0=SPANISH
1=ENGLISH

SPANINT.

1=SPANISH
2=ENGLISH

SPANINTB.

1=ENGLISH
2=SPANISH

SPANINTC.

1=ENGLISH
2=SPANISH
3=CANTONESE
4=MANDARIN
7=DON'T KNOW

STAT.

1=BETTER
2=WORSE
3=SAME
7, 77=DON'T KNOW/NOT SURE
9, 99=REFUSED
96=OTHER

STDOCCUP.

EXECUTIVE, ADMINISTRATIVE, AND MANAGERIAL OCCUPATIONS

11-1011=CHIEF EXECUTIVES
11-1021=GENERAL AND OPERATIONS MANAGERS
11-1031=LEGISLATORS
11-2011=ADVERTISING AND PROMOTIONS MANAGERS
11-2020=MARKETING AND SALES MANAGERS
11-2031=PUBLIC RELATIONS MANAGERS
11-3011=ADMINISTRATIVE SERVICES MANAGERS
11-3021=COMPUTER AND INFORMATION SYSTEMS MANAGERS
11-3031=FINANCIAL MANAGERS
11-3040=HUMAN RESOURCES MANAGERS
11-3051=INDUSTRIAL PRODUCTION MANAGERS
11-3061=PURCHASING MANAGERS
11-3071=TRANSPORTATION, STORAGE, AND DISTRIBUTION MANAGERS
11-9011=FARM, RANCH, AND OTHER AGRICULTURAL MANAGERS
11-9012=FARMERS AND RANCHERS
11-9021=CONSTRUCTION MANAGERS
11-9030=EDUCATION ADMINISTRATORS
11-9041=ENGINEERING MANAGERS
11-9051=FOOD SERVICE MANAGERS
11-9061=FUNERAL DIRECTORS
11-9071=GAMING MANAGERS
11-9081=LODGING MANAGERS
11-9111=MEDICAL AND HEALTH SERVICES MANAGERS
11-9121=NATURAL SCIENCES MANAGERS
11-9131=POSTMASTERS AND MAIL SUPERINTENDENTS
11-9141=PROPERTY, REAL ESTATE, AND COMMUNITY ASSOCIATION MANAGERS
11-9151=SOCIAL AND COMMUNITY SERVICE MANAGERS
11-9199=MANAGERS, ALL OTHER
MANAGEMENT RELATED OCCUPATIONS
13-1011=AGENTS AND BUSINESS MANAGERS OF ARTISTS, PERFORMERS, AND ATHLETES
13-1021=PURCHASING AGENTS AND BUYERS, FARM PRODUCTS
13-1022=WHOLESALE AND RETAIL BUYERS, EXCEPT FARM PRODUCTS
13-1023=PURCHASING AGENTS, EXCEPT WHOLESALE, RETAIL, AND FARM PRODUCTS
13-1030=CLAIMS ADJUSTERS, APPRAISERS, EXAMINERS, AND INVESTIGATORS
13-1041=COMPLIANCE OFFICERS, EXCEPT AGRICULTURE, CONSTRUCTION, HEALTH AND SAFETY AND TRANSPORTATION
13-1051=COST ESTIMATORS
13-1070=HUMAN RESOURCES, TRAINING, AND LABOR RELATIONS SPECIALISTS
13-1081=LOGISTICIANS
13-1111=MANAGEMENT ANALYSTS
13-1121=MEETING AND CONVENTION PLANNERS
13-11XX=OTHER BUSINESS OPERATIONS SPECIALISTS
FINANCIAL RELATED OCCUPATIONS
13-2011=ACCOUNTANTS AND AUDITORS
13-2021=APPRAISERS AND ASSESSORS OF REAL ESTATE
13-2031=BUDGET ANALYSTS
13-2041=CREDIT ANALYSTS
13-2051=FINANCIAL ANALYSTS
13-2052=PERSONAL FINANCIAL ADVISORS
13-2053=INSURANCE UNDERWRITERS
13-2061=FINANCIAL EXAMINERS
13-2070=LOAN COUNSELORS AND OFFICERS
13-2081=TAX EXAMINERS, COLLECTORS, AND REVENUE AGENTS

Part IV: Categorical Variable Formats

STDOCCUP. (CONT.)

13-2082=TAX PREPARERS
13-2099=FINANCIAL SPECIALISTS, ALL OTHER
MATHEMATICAL AND COMPUTER SCIENTISTS
15-10XX=COMPUTER SCIENTISTS AND SYSTEMS ANALYSTS
15-1021=COMPUTER PROGRAMMERS
15-1030=COMPUTER SOFTWARE ENGINEERS
15-1041=COMPUTER SUPPORT SPECIALISTS
15-1061=DATABASE ADMINISTRATORS
15-1071=NETWORK AND COMPUTER SYSTEMS ADMINISTRATORS
15-1081=NETWORK SYSTEMS AND DATA COMMUNICATIONS ANALYSTS
15-2011=ACTUARIES
15-2021=MATHEMATICIANS
15-2031=OPERATIONS RESEARCH ANALYSTS
15-2041=STATISTICIANS
15-2090=MISCELLANEOUS MATHEMATICAL OCCUPATIONS
ENGINEERS, ARCHITECTS, AND SURVEYORS
17-1010=ARCHITECTS, EXCEPT NAVAL
17-1020=SURVEYORS, CARTOGRAPHERS, AND PHOTOGRAMMETRISTS
17-2011=AEROSPACE ENGINEERS
17-2021=AGRICULTURAL ENGINEERS
17-2031=BIOMEDICAL ENGINEERS
17-2041=CHEMICAL ENGINEERS
17-2051=CIVIL ENGINEERS
17-2061=COMPUTER HARDWARE ENGINEERS
17-2070=ELECTRICAL AND ELECTRONICS ENGINEERS
17-2081=ENVIRONMENTAL ENGINEERS
17-2110=INDUSTRIAL ENGINEERS, INCLUDING HEALTH AND SAFETY
17-2121=MARINE ENGINEERS AND NAVAL ARCHITECTS
17-2131=MATERIALS ENGINEERS
17-2141=MECHANICAL ENGINEERS
17-2151=MINING AND GEOLOGICAL ENGINEERS, INCLUDING MINING SAFETY ENGINEERS
ENGINEERING AND RELATED TECHNICIANS
17-2161=NUCLEAR ENGINEERS
17-2171=PETROLEUM ENGINEERS
17-2199=ENGINEERS, ALL OTHER
17-3010=DRAFTERS
17-3020=ENGINEERING TECHNICIANS, EXCEPT DRAFTERS
17-3031=SURVEYING AND MAPPING TECHNICIANS
PHYSICAL SCIENTISTS
19-1010=AGRICULTURAL AND FOOD SCIENTISTS
19-1020=BIOLOGICAL SCIENTISTS
19-1030=CONSERVATION SCIENTISTS AND FORESTERS
19-1040=MEDICAL SCIENTISTS
19-2010=ASTRONOMERS AND PHYSICISTS
19-2021=ATMOSPHERIC AND SPACE SCIENTISTS
19-2030=CHEMISTS AND MATERIALS SCIENTISTS
19-2040=ENVIRONMENTAL SCIENTISTS AND GEOSCIENTISTS
19-2099=PHYSICAL SCIENTISTS, ALL OTHER
SOCIAL SCIENTISTS AND RELATED WORKERS
19-3011=ECONOMISTS
19-3020=MARKET AND SURVEY RESEARCHERS
19-3030=PSYCHOLOGISTS
19-3041=SOCIOLOGISTS
19-3051=URBAN AND REGIONAL PLANNERS
19-3090=MISCELLANEOUS SOCIAL SCIENTISTS AND RELATED WORKERS
LIFE, PHYSICAL, AND SOCIAL SCIENCE TECHNICIANS
19-4011=AGRICULTURAL AND FOOD SCIENCE

TECHNICIANS
19-4021=BIOLOGICAL TECHNICIANS
19-4031=CHEMICAL TECHNICIANS
19-4041=GEOLOGICAL AND PETROLEUM TECHNICIANS
19-4051=NUCLEAR TECHNICIANS
19-40XX=OTHER LIFE, PHYSICAL, AND SOCIAL SCIENCE TECHNICIANS
COUNSELORS, SOCIAL, AND RELIGIOUS WORKERS
21-1010=COUNSELORS
21-1020=SOCIAL WORKERS
21-1090=MISCELLANEOUS COMMUNITY AND SOCIAL SERVICE SPECIALISTS
21-2011=CLERGY
21-2021=DIRECTORS, RELIGIOUS ACTIVITIES AND EDUCATION
21-2099=RELIGIOUS WORKERS, ALL OTHER
LAWYERS, JUDGES, AND LEGAL SUPPORT WORKERS
23-1011=LAWYERS
23-1020=JUDGES, MAGISTRATES, AND OTHER JUDICIAL WORKERS
23-2011=PARALEGALS AND LEGAL ASSISTANTS
23-2090=MISCELLANEOUS LEGAL SUPPORT WORKERS
TEACHERS
25-1000=POSTSECONDARY TEACHERS
25-2010=PRESCHOOL AND KINDERGARTEN TEACHERS
25-2020=ELEMENTARY AND MIDDLE SCHOOL TEACHERS
25-2030=SECONDARY SCHOOL TEACHERS
25-2040=SPECIAL EDUCATION TEACHERS
25-3000=OTHER TEACHERS AND INSTRUCTORS
EDUCATION, TRAINING, AND LIBRARY WORKERS
25-4010=ARCHIVISTS, CURATORS, AND MUSEUM TECHNICIANS
25-4021=LIBRARIANS
25-4031=LIBRARY TECHNICIANS
25-9041=TEACHER ASSISTANTS
25-90XX=OTHER EDUCATION, TRAINING, AND LIBRARY WORKERS
ENTERTAINERS AND PERFORMERS, SPORTS AND RELATED WORKERS
27-1010=ARTISTS AND RELATED WORKERS
27-1020=DESIGNERS
27-2011=ACTORS
27-2012=PRODUCERS AND DIRECTORS
27-2020=ATHLETES, COACHES, UMPIRES, AND RELATED WORKERS
27-2030=DANCERS AND CHOREOGRAPHERS
27-2040=MUSICIANS, SINGERS, AND RELATED WORKERS
27-2099=ENTERTAINERS AND PERFORMERS, SPORTS AND RELATED WORKERS, ALL OTHER
MEDIA AND COMMUNICATION WORKERS
27-3010=ANNOUNCERS
27-3020=NEWS ANALYSTS, REPORTERS AND CORRESPONDENTS
27-3031=PUBLIC RELATIONS SPECIALISTS
27-3041=EDITORS
27-3042=TECHNICAL WRITERS
27-3043=WRITERS AND AUTHORS
27-3090=MISCELLANEOUS MEDIA AND COMMUNICATION WORKERS
27-4010=BROADCAST AND SOUND ENGINEERING TECHNICIANS AND RADIO OPERATORS
27-4021=PHOTOGRAPHERS
27-4030=TELEVISION, VIDEO, AND MOTION PICTURE CAMERA OPERATORS AND EDITORS
27-4099=MEDIA AND COMMUNICATION EQUIPMENT WORKERS, ALL OTHER

Part IV: Categorical Variable Formats

STDOCCUP. (CONT.)

HEALTH DIAGNOSING AND TREATING PRACTITIONERS

29-1011=CHIROPRACTORS
29-1020=DENTISTS
29-1031=DIETITIANS AND NUTRITIONISTS
29-1041=OPTOMETRISTS
29-1051=PHARMACISTS
29-1060=PHYSICIANS AND SURGEONS
29-1071=PHYSICIAN ASSISTANTS
29-1081=PODIATRISTS
29-1111=REGISTERED NURSES
29-1121=AUDIOLOGISTS
29-1122=OCCUPATIONAL THERAPISTS
29-1123=PHYSICAL THERAPISTS
29-1124=RADIATION THERAPISTS
29-1125=RECREATIONAL THERAPISTS
29-1126=RESPIRATORY THERAPISTS
29-1127=SPEECH-LANGUAGE PATHOLOGISTS
29-1129=THERAPISTS, ALL OTHER
29-1131=VETERINARIANS
29-1199=HEALTH DIAGNOSING AND TREATING PRACTITIONERS, ALL OTHER

HEALTH CARE TECHNICAL AND SUPPORT OCCUPATIONS

29-2010=CLINICAL LABORATORY TECHNOLOGISTS AND TECHNICIANS
29-2021=DENTAL HYGIENISTS
29-2030=DIAGNOSTIC RELATED TECHNOLOGISTS AND TECHNICIANS
29-2041=EMERGENCY MEDICAL TECHNICIANS AND PARAMEDICS
29-2050=HEALTH DIAGNOSING AND TREATING PRACTITIONER SUPPORT TECHNICIANS
29-2061=LICENSED PRACTICAL AND LICENSED VOCATIONAL NURSES
29-2071=MEDICAL RECORDS AND HEALTH INFORMATION TECHNICIANS
29-2081=OPTICIANS, DISPENSING
29-2090=MISCELLANEOUS HEALTH TECHNOLOGISTS AND TECHNICIANS
29-9000=OTHER HEALTHCARE PRACTITIONERS AND TECHNICAL OCCUPATIONS
31-1010=NURSING, PSYCHIATRIC, AND HOME HEALTH AIDES
31-2010=OCCUPATIONAL THERAPIST ASSISTANTS AND AIDES
31-2020=PHYSICAL THERAPIST ASSISTANTS AND AIDES
31-9011=MASSAGE THERAPISTS
31-9091=DENTAL ASSISTANTS
31-909X=MEDICAL ASSISTANTS AND OTHER HEALTHCARE SUPPORT OCCUPATIONS

PROTECTIVE SERVICE OCCUPATIONS

33-1011=FIRST-LINE SUPERVISORS/MANAGERS OF CORRECTIONAL OFFICERS
33-1012=FIRST-LINE SUPERVISORS/MANAGERS OF POLICE AND DETECTIVES
33-1021=FIRST-LINE SUPERVISORS/MANAGERS OF FIRE FIGHTING AND PREVENTION WORKERS
33-1099=SUPERVISORS, PROTECTIVE SERVICE WORKERS, ALL OTHER
33-2011=FIRE FIGHTERS
33-2020=FIRE INSPECTORS
33-3010=BAILIFFS, CORRECTIONAL OFFICERS, AND JAILERS
33-3021=DETECTIVES AND CRIMINAL INVESTIGATORS
33-3031=FISH AND GAME WARDENS
33-3041=PARKING ENFORCEMENT WORKERS
33-3051=POLICE AND SHERIFF'S PATROL OFFICERS

33-3052=TRANSIT AND RAILROAD POLICE
33-9011=ANIMAL CONTROL WORKERS
33-9021=PRIVATE DETECTIVES AND INVESTIGATORS
33-9030=SECURITY GUARDS AND GAMING SURVEILLANCE OFFICERS
33-9091=CROSSING GUARDS
33-909X=LIFEGUARDS AND OTHER PROTECTIVE SERVICE WORKERS

FOOD PREPARATION AND SERVING RELATED OCCUPATIONS

35-1011=CHEFS AND HEAD COOKS
35-1012=FIRST-LINE SUPERVISORS/MANAGERS OF FOOD PREPARATION AND SERVING WORKERS
35-2010=COOKS
35-2021=FOOD PREPARATION WORKERS
35-3011=BARTENDERS
35-3021=COMBINED FOOD PREPARATION AND SERVING WORKERS, INCLUDING FAST FOOD
35-3022=COUNTER ATTENDANTS, CAFETERIA, FOOD CONCESSION, AND COFFEE SHOP
35-3031=WAITERS AND WAITRESSES
35-3041=FOOD SERVERS, NONRESTAURANT
35-9011=DINING ROOM AND CAFETERIA ATTENDANTS AND BARTENDER HELPERS
35-9021=DISHWASHERS
35-9031=HOSTS AND HOSTESSES, RESTAURANT, LOUNGE, AND COFFEE SHOP
35-9099=FOOD PREPARATION AND SERVING RELATED WORKERS, ALL OTHER

CLEANING AND BUILDING SERVICE OCCUPATIONS

37-1011=FIRST-LINE SUPERVISORS/MANAGERS OF HOUSEKEEPING AND JANITORIAL WORKERS
37-1012=FIRST-LINE SUPERVISORS/MANAGERS OF LANDSCAPING, LAWN SERVICE, AND GROUNDSKEEPING WORKERS
37-2011, 37-2019=JANITORS AND BUILDING CLEANERS
37-2012=MAIDS AND HOUSEKEEPING CLEANERS
37-2021=PEST CONTROL WORKERS
37-3010=GROUND MAINTENANCE WORKERS

ENTERTAINMENT ATTENDANTS AND RELATED WORKERS

39-1010=FIRST-LINE SUPERVISORS/MANAGERS OF GAMING WORKERS
39-1021=FIRST-LINE SUPERVISORS/MANAGERS OF PERSONAL SERVICE WORKERS
39-2011=ANIMAL TRAINERS
39-2021=NONFARM ANIMAL CARETAKERS
39-3010=GAMING SERVICES WORKERS
39-3021=MOTION PICTURE PROJECTIONISTS
39-3031=USHERS, LOBBY ATTENDANTS, AND TICKET TAKERS
39-3090=MISCELLANEOUS ENTERTAINMENT ATTENDANTS AND RELATED WORKERS

FUNERAL RELATED OCCUPATIONS

39-4000=FUNERAL SERVICE WORKERS
PERSONAL CARE AND SERVICE WORKERS
39-5011=BARBERS
39-5012=HAIRDRESSERS, HAIRSTYLISTS, AND COSMETOLOGISTS
39-5090=MISCELLANEOUS PERSONAL APPEARANCE WORKERS
39-6010=BAGGAGE PORTERS, BELLHOPS, AND CONCIERGES
39-6020=TOUR AND TRAVEL GUIDES
39-6030=TRANSPORTATION ATTENDANTS
39-9011=CHILD CARE WORKERS
39-9021=PERSONAL AND HOME CARE AIDES
39-9030=RECREATION AND FITNESS WORKERS
39-9041=RESIDENTIAL ADVISORS

Part IV: Categorical Variable Formats**STDOCCUP. (CONT.)**

39-9099=PERSONAL CARE AND SERVICE WORKERS, ALL OTHER
SALES AND RELATED WORKERS
41-1011=FIRST-LINE SUPERVISORS/MANAGERS OF RETAIL SALES WORKERS
41-1012=FIRST-LINE SUPERVISORS/MANAGERS OF NON-RETAIL SALES WORKERS
41-2010=CASHIERS
41-2021=COUNTER AND RENTAL CLERKS
41-2022=PARTS SALESPERSONS
41-2031=RETAIL SALESPERSONS
41-3011=ADVERTISING SALES AGENTS
41-3021=INSURANCE SALES AGENTS
41-3031=SECURITIES, COMMODITIES, AND FINANCIAL SERVICES SALES AGENTS
41-3041=TRAVEL AGENTS
41-3099=SALES REPRESENTATIVES, SERVICES, ALL OTHER
41-4010=SALES REPRESENTATIVES, WHOLESALE AND MANUFACTURING
41-9010=MODELS, DEMONSTRATORS, AND PRODUCT PROMOTERS
41-9020=REAL ESTATE BROKERS AND SALE AGENTS
41-9031=SALES ENGINEERS
41-9041=TELEMARKETERS
41-9091=DOOR-TO-DOOR SALES WORKERS, NEWS AND STREET VENDORS, AND RELATED WORKERS
41-9099=SALES AND RELATED WORKERS, ALL OTHER
OFFICE AND ADMINISTRATIVE SUPPORT WORKERS
43-1011=FIRST-LINE SUPERVISORS/MANAGERS OF OFFICE AND ADMINISTRATIVE SUPPORT WORKERS
43-2011=SWITCHBOARD OPERATORS, INCLUDING ANSWERING SERVICE
43-2021=TELEPHONE OPERATORS
43-2099=COMMUNICATIONS EQUIPMENT OPERATORS, ALL OTHER
43-3011=BILL AND ACCOUNT COLLECTORS
43-3021=BILLING AND POSTING CLERKS AND MACHINE OPERATORS
43-3031=BOOKKEEPING, ACCOUNTING, AND AUDITING CLERKS
43-3041=GAMING CAGE WORKERS
43-3051=PAYROLL AND TIMEKEEPING CLERKS
43-3061=PROCUREMENT CLERKS
43-3071=TELLERS
43-4011=BROKERAGE CLERKS
43-4021=CORRESPONDENCE CLERKS
43-4031=COURT, MUNICIPAL, AND LICENSE CLERKS
43-4041=CREDIT AUTHORIZERS, CHECKERS, AND CLERKS
43-4051=CUSTOMER SERVICE REPRESENTATIVES
43-4061=ELIGIBILITY INTERVIEWERS, GOVERNMENT PROGRAMS
43-4071=FILE CLERKS
43-4081=HOTEL, MOTEL, AND RESORT DESK CLERKS
43-4111=INTERVIEWERS, EXCEPT ELIGIBILITY AND LOAN
43-4121=LIBRARY ASSISTANTS, CLERICAL
43-4131=LOAN INTERVIEWERS AND CLERKS
43-4141=NEW ACCOUNTS CLERKS
43-4151=ORDER CLERKS
43-4161=HUMAN RESOURCES ASSISTANTS, EXCEPT PAYROLL AND TIMEKEEPING
43-4171=RECEPTIONISTS AND INFORMATION CLERKS
43-4181=RESERVATION AND TRANSPORTATION TICKET AGENTS AND TRAVEL CLERKS
43-4199=INFORMATION AND RECORD CLERKS, ALL OTHER
43-5011=CARGO AND FREIGHT AGENTS
43-5021=COURIERS AND MESSENGERS
43-5030=DISPATCHERS
43-5041=METER READERS, UTILITIES
43-5051=POSTAL SERVICE CLERKS
43-5052=POSTAL SERVICE MAIL CARRIERS
43-5053=POSTAL SERVICE MAIL SORTERS, PROCESSORS, AND PROCESSING MACHINE OPERATORS
43-5061=PRODUCTION, PLANNING, AND EXPEDITING CLERKS
43-5071=SHIPPING, RECEIVING, AND TRAFFIC CLERKS
43-5081=STOCK CLERKS AND ORDER FILLERS
43-5111=WEIGHERS, MEASURERS, CHECKERS, AND SAMPLERS, RECORDKEEPING
43-6010=SECRETARIES AND ADMINISTRATIVE ASSISTANTS
43-9011=COMPUTER OPERATORS
43-9021=DATA ENTRY KEYERS
43-9022=WORD PROCESSORS AND TYPIST
43-9031=DESKTOP PUBLISHERS
43-9041=INSURANCE CLAIMS AND POLICY PROCESSING CLERKS
43-9051=MAIL CLERKS AND MAIL MACHINE OPERATORS, EXCEPT POSTAL SERVICE
43-9061=OFFICE CLERKS, GENERAL
43-9071=OFFICE MACHINE OPERATORS, EXCEPT COMPUTER
43-9081=PROOFREADERS AND COPY MARKERS
43-9111=STATISTICAL ASSISTANTS
43-9199=OFFICE AND ADMINISTRATIVE SUPPORT WORKERS, ALL OTHER
FARMING, FISHING, AND FORESTRY OCCUPATIONS
45-1010=FIRST-LINE SUPERVISORS/MANAGERS/CONTRACTORS OF FARMING, FISHING, AND FORESTRY WORKERS
45-2011=AGRICULTURAL INSPECTORS
45-2021=ANIMAL BREEDERS
45-2041=GRADERS AND SORTERS, AGRICULTURAL PRODUCTS
45-2090, 45-9099=OTHER AGRICULTURAL WORKERS
45-3011=FISHERS AND RELATED FISHING WORKERS
45-3021=HUNTERS AND TRAPPERS
45-4011=FOREST AND CONSERVATION WORKERS
45-4020=LOGGING WORKERS
CONSTRUCTION TRADES AND EXTRACTION WORKERS
47-1011=FIRST-LINE SUPERVISORS/MANAGERS OF CONSTRUCTION TRADES AND EXTRACTION WORKERS
47-2011=BOILERMAKERS
47-2020=BRICK MASONS, BLOCK MASONS, AND STONE MASONS
47-2031=CARPENTERS
47-2040=CARPET, FLOOR, AND TILE INSTALLERS AND FINISHERS
47-2050=CEMENT MASONS, CONCRETE FINISHERS, AND TERRAZZO WORKERS
47-2061=CONSTRUCTION LABORERS
47-2071=PAVING, SURFACING, AND TAMPING EQUIPMENT OPERATORS
47-2072=PILE-DRIVE OPERATORS
47-2073=OPERATING ENGINEERS AND OTHER CONSTRUCTION EQUIPMENT OPERATORS
47-2080=DRYWALL INSTALLERS, CEILING TILE INSTALLERS, AND TAPERS
47-2111=ELECTRICIANS
47-2121=GLAZIERS
47-2030=INSULATION WORKERS
47-2141=PAINTERS, CONSTRUCTION AND MAINTENANCE

Part IV: Categorical Variable Formats

STDOCCUP. (CONT.)

47-2142=PAPERHANGERS
47-2150=PIPE LAYERS, PLUMBERS, PIPEFITTERS, AND STEAMFITTERS
47-2161=PLASTERERS AND STUCCO MASONS
47-2171=REINFORCING IRON AND REBAR WORKERS
47-2181=ROOFERS
47-2211=SHEET METAL WORKERS
47-2221=STRUCTURAL IRON AND STEEL WORKERS
47-3010=HELPERS, CONSTRUCTION TRADES
47-4011=CONSTRUCTION AND BUILDING INSPECTORS
47-4021=ELEVATOR INSTALLERS AND REPAIRERS
47-4031=FENCE ERECTORS
47-4041=HAZARDOUS MATERIALS REMOVAL WORKERS
47-4051=HIGHWAY MAINTENANCE WORKERS
47-4061=RAIL-TRACK LAYING AND MAINTENANCE EQUIPMENT OPERATORS
47-4071=SEPTIC TANK SERVICERS AND SEWER PIPE CLEANERS
47-4090=MISCELLANEOUS CONSTRUCTION AND RELATED WORKERS
47-5010=DERRICK, ROTARY DRILL, AND SERVICE UNIT OPERATORS, OIL, GAS, MINING
47-5021=EARTH DRILLERS, EXCEPT OIL AND GAS
47-5031=EXPLOSIVES WORKERS, ORDNANCE HANDLING EXPERTS, AND BLASTERS
47-5040=MINING MACHINE OPERATORS
47-5061=ROOF BOLTERS, MINING
47-5071=ROUSTABOUTS, OIL AND GAS
47-5081=HELPERS--EXTRACTION WORKERS
47-50XX=OTHER EXTRACTION WORKERS
INSTALLATION, MAINTENANCE, AND REPAIR'S WORKERS
49-1011=FIRST-LINE SUPERVISORS/MANAGERS OF MECHANICS, INSTALLERS, AND REPAIRERS
49-2011=COMPUTER, AUTOMATED TELLER, AND OFFICE MACHINE REPAIRERS
49-2020=RADIO AND TELECOMMUNICATIONS EQUIPMENT INSTALLERS AND REPAIRERS
49-2091=AVIONICS TECHNICIANS
49-2092=ELECTRIC MOTOR, POWER TOOL, AND RELATED REPAIRS
49-2093=ELECTRICAL AND ELECTRONICS INSTALLERS AND REPAIRERS, TRANSPORTATION EQUIPMENT
49-2094, 49-2095=ELECTRICAL AND ELECTRONICS REPAIRS, INDUSTRIAL AND UTILITY
49-2096=ELECTRONIC EQUIPMENT INSTALLERS AND REPAIRERS, MOTOR VEHICLES
49-2097=ELECTRONIC HOME ENTERTAINMENT EQUIPMENT INSTALLERS AND REPAIRERS
49-2098=SECURITY AND FIRE ALARM SYSTEMS INSTALLERS
49-3011=AIRCRAFT MECHANICS AND SERVICE TECHNICIANS
49-3021=AUTOMOTIVE BODY AND RELATED REPAIRERS
49-3022=AUTOMOTIVE GLASS INSTALLERS AND REPAIRERS
49-3023=AUTOMOTIVE SERVICE TECHNICIANS AND MECHANICS
49-3031=BUS AND TRUCK MECHANICS AND DIESEL ENGINE SPECIALISTS
49-3040=HEAVY VEHICLE AND MOBILE EQUIPMENT SERVICE TECHNICIANS AND MECHANICS
49-3050=SMALL ENGINE MECHANICS
49-3090=MISCELLANEOUS VEHICLE AND MOBILE EQUIPMENT MECHANICS, INSTALLERS, AND REPAIRERS
49-9010=CONTROL AND VALVE INSTALLERS AND

REPAIRERS
49-9021=HEATING, AIR CONDITIONING, AND REFRIGERATION MECHANICS AND INSTALLERS
49-9031=HOME APPLIANCE REPAIRERS
49-9041, 49-9045=INDUSTRIAL AND REFRACTORY MACHINERY MECHANICS
49-9042=MAINTENANCE AND REPAIR WORKERS, GENERAL
49-9043=MAINTENANCE WORKERS, MACHINERY
49-9044=MILLWRIGHTS
49-9051=ELECTRICAL POWER-LINE INSTALLERS AND REPAIRERS
49-9052=TELECOMMUNICATIONS LINE INSTALLERS AND REPAIRERS
49-9060=PRECISION INSTRUMENT AND EQUIPMENT REPAIRERS
49-9091=COIN, VENDING, AND AMUSEMENT MACHINE SERVICERS AND REPAIRERS
49-9092=COMMERCIAL DIVERS
49-9094=LOCKSMITHS AND SAFE REPAIRERS
49-9095=MANUFACTURED BUILDING AND MOBILE HOME INSTALLERS
49-9096=RIGGERS
49-9097=SIGNAL AND TRACK SWITCH REPAIRERS
49-9098=HELPERS--INSTALLATION, MAINTENANCE, AND REPAIR WORKERS
49-909X=OTHER INSTALLATION, MAINTENANCE, AND REPAIR WORKERS
PRODUCTION AND OPERATING WORKERS
51-1011=FIRST-LINE SUPERVISORS/MANAGERS OF PRODUCTION AND OPERATING WORKERS
51-2011=AIRCRAFT STRUCTURE, SURFACES, RIGGING, AND SYSTEMS ASSEMBLERS
51-2020=ELECTRICAL, ELECTRONICS, AND ELECTROMECHANICAL ASSEMBLERS
51-2031=ENGINE AND OTHER MACHINE ASSEMBLERS
51-2041=STRUCTURAL METAL FABRICATORS AND FITTERS
51-2090=MISCELLANEOUS ASSEMBLERS AND FABRICATORS
FOOD PREPARATION OCCUPATIONS
51-3011=BAKERS
51-3020=BUTCHERS AND OTHER MEAT, POULTRY, AND FISH PROCESSING WORKERS
51-3091=FOOD AND TOBACCO ROASTING, BAKING, AND DRYING MACHINE OPERATORS AND TENDERS
51-3092=FOOD BATCH MAKERS
51-3093=FOOD COOKING MACHINE OPERATORS AND TENDERS
SETTERS, OPERATORS, AND TENDERS
51-4010=COMPUTER CONTROL PROGRAMMERS AND OPERATORS
51-4021=EXTRUDING AND DRAWING MACHINE SETTERS, OPERATORS, AND TENDERS, METAL AND PLASTIC
51-4022=FORGING MACHINE SETTERS, OPERATORS, AND TENDERS, METAL AND PLASTIC
51-4023=ROLLING MACHINE SETTERS, OPERATORS, AND TENDERS, METAL AND PLASTIC
51-4031=CUTTING, PUNCHING, AND PRESS MACHINE SETTERS, OPERATORS, AND TENDERS, METAL AND PLASTIC
51-4032=DRILLING AND BORING MACHINE TOOL SETTERS, OPERATORS, AND TENDERS, METAL AND PLASTIC
51-4033=GRINDING, LAPPING, POLISHING, AND BUFFING MACHINE TOOL SETTERS, OPERATORS AND TENDERS, METAL AND PLASTIC

Part IV: Categorical Variable Formats

STDOCCUP. (CONT.)

51-4034=LATHE AND TURNING MACHINE TOOL SETTERS, OPERATORS, AND TENDERS, METAL AND PLASTIC
51-4035=MILLING AND PLANING MACHINE SETTERS, OPERATORS, AND TENDERS, METAL AND PLASTIC
51-4041=MACHINISTS
51-4050=METAL FURNACE AND KILN OPERATORS AND TENDERS
51-4060=MODEL MAKERS AND PATTERNMAKERS, METAL AND PLASTIC
51-4070=MOLDERS AND MOLDING MACHINE SETTERS, OPERATORS, AND TENDERS, METAL AND PLASTIC
51-4081=MULTIPLE MACHINE TOOL SETTERS, OPERATORS, AND TENDERS, METAL AND PLASTIC
51-4111=TOOL AND DIE MAKERS
51-4120=WELDING, SOLDERING, AND BRAZING WORKERS
51-4191=HEAT TREATING EQUIPMENT SETTERS, OPERATORS, AND TENDERS, METAL AND PLASTIC
51-4192=LAY-OUT WORKERS, METAL AND PLASTIC
51-4193=PLATING AND COATING MACHINE SETTERS, OPERATORS, AND TENDERS, METAL AND PLASTIC
51-4194=TOOL GRINDERS, FILERS, AND SHARPENERS
51-4199=METALWORKERS AND PLASTIC WORKERS, ALL OTHER
51-5010=BOOKBINDERS AND BINDERY WORKERS
51-5021=JOB PRINTERS
51-5022=PREPRESS TECHNICIANS AND WORKERS
51-5023=PRINTING MACHINE OPERATORS
51-6011=LAUNDRY AND DRY-CLEANING WORKERS
51-6021=PRESSERS, TEXTILE, GARMENT, AND RELATED MATERIALS
51-6031=SEWING MACHINE OPERATORS
51-6041=SHOE AND LEATHER WORKERS AND REPAIRERS
51-6042=SHOE MACHINE OPERATORS AND TENDERS
51-6050=TAILORS, DRESSMAKERS, AND SEWERS
51-6061=TEXTILE BLEACHING AND DYEING MACHINE OPERATORS AND TENDERS
51-6062=TEXTILE CUTTING MACHINE SETTERS, OPERATORS, AND TENDERS
51-6063=TEXTILE KNITTING AND WEAVING MACHINE SETTERS, OPERATORS, AND TENDERS
51-6064=TEXTILE WINDING, TWISTING, AND DRAWING OUT MACHINE SETTERS, OPERATORS, AND TENDERS
51-6091=EXTRUDING AND FORMING MACHINE SETTERS, OPERATORS, AND TENDERS, SYNTHETIC AND GLASS FIBERS
51-6092=FABRIC AND APPAREL PATTERNMAKERS
51-6093=UPHOLSTERERS
51-6099=TEXTILE, APPAREL, AND FURNISHINGS WORKERS, ALL OTHER
51-7011=CABINETMAKERS AND BENCH CARPENTERS
51-7021=FURNITURE FINISHERS
51-7030=MODEL MAKERS AND PATTERNMAKERS, WOOD
51-7041=SAWING MACHINE SETTERS, OPERATORS, AND TENDERS, WOOD
51-7042=WOODWORKING MACHINE SETTERS, OPERATORS, AND TENDERS, EXCEPT SAWING
51-7099=WOODWORKERS, ALL OTHER
51-8010=POWER PLANT OPERATORS, DISTRIBUTORS, AND DISPATCHERS
51-8021=STATIONARY ENGINEERS AND BOILER OPERATORS
51-8031=WATER AND LIQUID WASTE TREATMENT PLANT AND SYSTEM OPERATORS
81-8090=MISCELLANEOUS PLANT AND SYSTEM OPERATORS
51-9010=CHEMICAL PROCESSING MACHINE SETTERS, OPERATORS, AND TENDERS
51-9020=CRUSHING, GRINDING, POLISHING, MIXING, AND BLENDING WORKERS
51-9030=CUTTING WORKERS
51-9041=EXTRUDING, FORMING, PRESSING, AND COMPACTING MACHINE SETTERS, OPERATORS, AND TENDERS
51-9051=FURNACE, KILN, OVEN, DRIER, AND KETTLE OPERATORS AND TENDERS
51-9061=INSPECTORS, TESTERS, SORTERS, SAMPLERS, AND WEIGHERS
51-9071=JEWELERS AND PRECIOUS STONE AND METAL WORKERS
51-9080=MEDICAL, DENTAL, AND OPHTHALMIC LABORATORY TECHNICIANS
51-9111=PACKAGING AND FILLING MACHINE OPERATORS AND TENDERS
51-9120=PAINTING WORKERS
51-9130=PHOTOGRAPHIC PROCESS WORKERS AND PROCESSING MACHINE OPERATORS
51-9141=SEMICONDUCTOR PROCESSORS
51-9191=CEMENTING AND GLUING MACHINE OPERATORS AND TENDERS
51-9192=CLEANING, WASHING, AND METAL PICKLING EQUIPMENT OPERATORS AND TENDERS
51-9193=COOLING AND FREEZING EQUIPMENT OPERATORS AND TENDERS
51-9194=ETCHERS AND ENGRAVERS
51-9195=MOLDERS, SHAPERS, AND CASTERS, EXCEPT METAL AND PLASTIC
51-9196=PAPER GOODS MACHINE SETTERS, OPERATORS, AND TENDERS
51-9197=TIRE BUILDERS
51-9198=HELPERS--PRODUCTION WORKERS
51-9199=PRODUCTION WORKERS, ALL OTHER TRANSPORTATION AND MATERIAL MOVING WORKERS
53-1000=SUPERVISORS, TRANSPORTATION AND MATERIAL MOVING WORKERS
53-2010=AIRCRAFT PILOTS AND FLIGHT ENGINEERS
53-2020=AIR TRAFFIC CONTROLLERS AND AIRFIELD OPERATIONS SPECIALISTS
53-3011=AMBULANCE DRIVERS AND ATTENDANTS, EXCEPT EMERGENCY MEDICAL TECHNICIANS
53-3020=BUS DRIVERS
53-3030=DRIVER/SALES WORKERS AND TRUCK DRIVERS
53-3041=TAXI DRIVERS AND CHAUFFEURS
53-3099=MOTOR VEHICLE OPERATORS, ALL OTHER
53-4010=LOCOMOTIVE ENGINEERS AND OPERATORS
53-4021=RAILROAD BRAKE, SIGNAL, AND SWITCH OPERATORS
53-4031=RAILROAD CONDUCTORS AND YARDMASTERS
53-30XX=SUBWAY, STREETCAR, AND OTHER RAIL TRANSPORTATION WORKERS
53-5011=SAILORS AND MARINE OILERS
53-5020=SHIP AND BOAT CAPTAINS AND OPERATORS
53-5031=SHIP ENGINEERS
53-6011=BRIDGE AND LOCK TENDERS
53-6021=PARKING LOT ATTENDANTS
53-6031=SERVICE STATION ATTENDANTS
53-6051=TRANSPORTATION INSPECTORS
53-60XX=OTHER TRANSPORTATION WORKERS
53-7011=CONVEYOR OPERATORS AND TENDERS
53-7021=CRANE AND TOWER OPERATORS
53-7030=DREDGE, EXCAVATING, AND LOADING MACHINE OPERATORS

Part IV: Categorical Variable Formats

STDOCCUP. (CONT.)

53-7041=HOIST AND WINCH OPERATORS
53-7051=INDUSTRIAL TRUCK AND TRACTOR OPERATORS
53-7061=CLEANERS OF VEHICLES AND EQUIPMENT
53-7062=LABORERS AND FREIGHT, STOCK, AND MATERIAL MOVERS, HAND
53-7063=MACHINE FEEDERS AND OFFBEARERS
53-7064=PACKERS AND PACKAGERS, HAND
53-7070=PUMPING STATION OPERATORS
53-7081=REFUSE AND RECYCLABLE MATERIAL COLLECTORS
53-7111=SHUTTLE CAR OPERATORS
53-7121=TANK CAR, TRUCK, AND SHIP LOADERS
53-7199=MATERIAL MOVING WORKERS, ALL OTHER
9990=REFUSED/ NOT APPLICABLE

STDWHR.

1=REGULAR PRIMARY CARE DOCTOR/CLINIC
2=PUBLIC CLINIC OR COMMUNITY CLINIC
3=EMERGENCY ROOM OR URGENT CARE CLINIC
4=FAMILY PLANNING CLINIC
5=NO PLACE/NO TREATMENT
7, 77=DON'T KNOW/NOT SURE
9, 99=REFUSED
88=NOT APPLICABLE'
96=OTHER

STDWHRB.

1=PUBLIC CLINIC OR COMMUNITY CLINIC
2=FAMILY PLANNING CLINIC
3=EMERGENCY ROOM OR URGENT CARE CLINIC
4=PRIMARY CARE OR GYNECOLOGY CLINIC
5=NO PLACE/NO TREATMENT
7, 77=DON'T KNOW/NOT SURE
9, 99=REFUSED
88=NOT APPLICABLE
96=OTHER

STDTEST.

1=COULD NOT AFFORD PAYMENT
2=DID NOT KNOW WHERE TO GO
3=EMBARRASSED
4=WORRIED ABOUT CONFIDENTIALITY
5=OTHER
7=DON'T KNOW/NOT SURE
9=REFUSED

SUNAVOID.

1=ALWAYS
2=ALMOST ALWAYS
3=SOMETIME
4=SELDOM
5=NEVER
7, 77=DON'T KNOW/NOT SURE
9, 99=REFUSED
96=OTHER

SUNBRNMY.

1=ONE
2=TWO
3=THREE
4=FOUR
5=FIVE
6=SIX OR MORE
88=NOT APPLICABLE
77=DON'T KNOW
99=REFUSED

SUNSCALE.

1=NEVER
2=RARELY
3=SOMETIMES
4=OFTEN
5=ALWAYS
6=CHILD TOO YOUNG
77=DON'T KNOW
88=NOT APPLICABLE
99=REFUSED

SURVIV10a.

1=YES, WITH MEDICATION (OR TREATMENT)
2=YES, WITHOUT MEDICATION (OR TREATMENT)
3=NO, WITH MEDICATION (OR TREATMENT)
4=NO, WITHOUT MEDICAITON (OR TREATMENT)
7, 77=DON'T KNOW
9, 99=NOT SURE

SURVIVE1a.

1=YES
2=NO, I'VE COMPLETED TREATMENT
3=NO, I'VE REFUSED TREATMENT
4=NO, I HAVEN'T STARTED TREATMENT
7, 77=DON'T KNOW/ NOT SURE
9, 99=REFUSED

SURVIVE1b.

1=YES
2=NO, I'VE COMPLETED TREATMENT
3=NO, I'VE REFUSED TREATMENT
4=NO, I HAVEN'T STARTED TREATMENT
5=TREATMENT WAS NOT NEEDED
7, 77=DON'T KNOW/ NOT SURE
9, 99=REFUSED

SXORIENB.

1=HETEROSEXUAL, THAT IS STRAIGHT
2=HOMOSEXUAL, THAT IS GAY OR LESBIAN
3=BISEXUAL
4, 96=OTHER
77=DON'T KNOW
99=REFUSED

TDAP.

1=YES, RECEIVED TDAP
2=YES, RECEIVED TETANUS SHOT, BUT NOT TDAP
3=YES, RECEIVED TETANUS SHOT BUT NOT SURE WHAT TYPE
4=NO, DID NOT RECEIVE ANY TETANUS SINCE 2005
7, 77=DON'T KNOW
9, 99=REFUSED

TEMPPROB.

1=<ONE MONTH
2=<SIX MONTHS
3=<ONE YEAR
4=ONE YEAR OR MORE
7, 77=DON'T KNOW/NOT SURE
9, 99=REFUSED
96=OTHER

Part IV: Categorical Variable Formats

TEST.

1=PRIVATE DOCTOR, HMO
2=BLOOD BANK, PLASMA CENTER, RED CROSS
3=HEALTH DEPARTMENT
4=AIDS CLINIC OR TESTING SITE
5=HOSPITAL, ER
6=FAMILY PLANNING CLINIC
7=STD CLINIC
8=COMMUNITY HEALTH/PRIMARY CARE CLINIC
9=COMPANY OR INDUSTRY CLINIC
10=MILITARY INDUCTION OR EXAMINATION
77=DON'T KNOW/NOT SURE
86, 96=OTHER
87=NO PLACE
99=REFUSED

TESTWHO.

1=NURSE OR HEALTH WORKER
2=A TEST KIT
77=DON'T KNOW/NOT SURE
99=REFUSED

THINKWT.

1=OVERWEIGHT
2=UNDERWEIGHT
3=AVERAGE
7, 77=DON'T KNOW/NOT SURE
9, 99=REFUSED
96=OTHER

THRESH.

1=OVER
2=UNDER
7, 77=DON'T KNOW/NOT SURE
9, 99=REFUSED
96=OTHER

TIMEA.

1=8 OR MORE TIMES
2=4 TO 7 TIMES
3=1 TO 3 TIMES
77=DON'T KNOW/NOT SURE
88=0 OR NONE
99=REFUSED

TIMEB.

1=12 OR MORE TIMES
2=7 TO 11 TIMES
3=4 TO 6 TIMES
4=1 TO 3 TIMES
77=DON'T KNOW/NOT SURE
88=0 OR NONE
99=REFUSED

TIMED.

1=ALL OF THE TIME
2=SOME OF THE TIME
3=A LITTLE BIT OF THE TIME
4=NONE OF THE TIME
7, 77=DON'T KNOW/NOT SURE
9, 99=REFUSED
96=OTHER

TOLDLOSE.

1=YES, BY DOCTOR
2=YES, BY NURSE
3=YES, BY DIETICIAN
4=YES, BY OTHER
5=NO
7, 77=DON'T KNOW/NOT SURE
9, 99=REFUSED
96=OTHER

TOTEMPLB.

1=ONE
2=TWO TO FIVE
3=SIX TO TWENTY-FIVE
4=TWENTY-SIX TO FIFTY
5=MORE THAN FIFTY
7=UNKNOWN
9=REFUSED

TOTEMPLY.

1=LESS THAN 5
2=MORE THAN 5 BUT LESS THAN 25
3=MORE THAN 25 BUT LESS THAN 50
4=MORE THAN 50
7=UNKNOWN
9=REFUSED

TOURTXT.

(ORGAN TRANSPLANT)
11=KIDNEY
12=LIVER
13=HEART
14=LUNG
15=CORNEAL (EYE)
(COSMETIC SURGERY)
21=FACIAL
22=LIPOSUCTION
23=BREAST (IMPLANT, LIFT, OR REDUCTION)
24=ABDOMINOPLASTY (TUMMY TUCK)
25=HAIR TRANSPLANT
(DENTAL SURGERY)
30=DENTAL SURGERY
(CARDIAC/ HEART SURGERY)
40=CARDIAC/ HEART SURGERY
(ORTHOPEDIC SURGERY)
51=HIP REPLACEMENT
52=KNEE REPLACEMENT
53=OTHER (SPECIFY)
(MEDICAL TREATMENT FOR ILLNESS)
61=CANCER TREATMENT
62=DRUG AND ALCOHOL REHABILITATION
63=FERTILITY/INFERTILITY
64=OTHER (SPECIFY)
(OTHER PROCEDURES)
81=CT AND MRI SCANS
82=STEM CELL TRANSPLANT
83=BARIATRIC/ OBESITY SURGERY
84=OTHER (SPECIFY)
777=DON'T KNOW
999=REFUSED
11-
1112131415212223242530405152536162636481828384
=MULTIPLE ANSWERS

Part IV: Categorical Variable Formats

TOURWHY.

1=THE TREATMENT OR PROCEDURE WAS NOT AVAILABLE IN THE UNITED STATES
2=THE TREATMENT OR PROCEDURE WAS NOT COVERED BY YOUR HEALTH INSURANCE
3=THE TREATMENT OR PROCEDURE WAS TOO EXPENSIVE IN THE UNITED STATES
4=FELT THE QUALITY OF CARE OR SUCCESS OF PROCEDURE OR TREATMENT WOULD BE BETTER IN ANOTHER COUNTRY
5=FELT MORE FAMILIAR OR COMFORTABLE RECEIVING THE PROCEDURE OR TREATMENT IN ANOTHER COUNTRY/ WENT BACK TO HOME COUNTRY
6=OTHER (SPECIFY)
77=DON'T KNOW/ NOT SURE
99=REFUSED

TRNS.

1=YES, TRANSGENDER, MALE-TO-FEMALE
2=YES, TRANSGENDER, FEMALE-TO-MALE
3=YES, TRANSGENDER, GENDER NON-CONFORMING
4=NO
77=DON'T KNOW
99=REFUSED

TRUE.

1=TRUE
2, 3=FALSE
7, 77=DON'T KNOW/NOT SURE
9, 99=REFUSED
96=OTHER

TRUEB.

1=TRUE
2=FALSE
3=REFUSED MODULE
7, 77=DON'T KNOW/NOT SURE
9, 99=REFUSED
96=OTHER

TRUEFALB.

1=OFTEN TRUE
2=SOMETIMES TRUE
3=NEVER TRUE
77=DON'T KNOW/NOT SURE
99=REFUSED

TSTDATE.

99, 9999, 999999=REFUSED
77, 7777, 777777=DON'T KNOW/NOT SURE

TSTWHERE.

1=PRIVATE DOCTOR OR HMO OFFICE
2=COUNSELING AND TESTING SITE
3=HOSPITAL INPATIENT
4=CLINIC
5=JAIL, PRISON, OR CORRECTIONAL FACILITY
6=DRUG TREATMENT FACILITY
7=AT HOME
8=SOMEWHERE ELSE
9=EMERGENCY ROOM
77=DON'T KNOW/NOT SURE
99=REFUSED

TYPNTR7A.

1=FEMALE STERILIZATION (EX. TUBAL LIGATION, ESSURE, ADIANA)
2=MALE STERILIZATION (EX. VASECTOMY)
3=CONTRACEPTIVE IMPLANT (EX. IMPLANON)
4=LEVONORGESTREL (LNG) OR HORMONAL IUD (EX. MIRENA)
5=COPPER-BEARING IUD (EX. PARAGARD)
6=IUD, TYPE UNKNOWN
7=SHOTS (EX. DEPO-PROVERA)
8=BIRTH CONTROL PILLS, ANY KIND
9=CONTRACEPTIVE PATCH (EX. ORTHO EVRA)
10=CONTRACEPTIVE RING (EX. NUVARING)
11=MALE CONDOMS
12=DIAPHRAGM, CERVICAL CAP, SPONGE
13=FEMALE CONDOMS
14=NOT HAVING SEX AT CERTAIN TIMES (RHYTHM OR NATURAL FAMILY PLANNING)
15=WITHDRAWAL (OR PULLING OUT)
16=FOAM, JELLY, FILM, OR CREAM
17=EMERGENCY CONTRACEPTION (MORNING AFTER PILL)
18=OTHER METHOD
77=DON'T KNOW/ NOT SURE
99=REFUSED

TYPE.

1=RHEUMATOID
2=OSTEOARTHRITIS
3=LUPUS
4=GOUT
5=BURSITIS
6=OTHER
7, 77=DON'T KNOW/NOT SURE
9, 99=REFUSED
96=OTHER

TYPEDOC.

1=CANCER SURGEON
2=FAMILY PRACTITIONER
3=GENERAL SURGEON
4=GYNCOLOGIC ONCOLOGIST
5=INTERNIST
6=PLASTIC SURGEON, RECONSTRUCTIVE SURGEON
7=MEDICAL ONCOLOGIST
8=RADIATION ONCOLOGIST
9=UROLOGIST
10=OTHER
77=DON'T KNOW/NOT SURE
99=REFUSED

TYPEFLU.

1=HAD REGULAR FLU
2=HAD H1N1 FLU
3=HAD SOME OTHER ILLNESS, BUT NOT FLU
7, 77=DON'T KNOW/NOT SURE
9, 99=REFUSED

TYPEFLUB.

1=HAD FLU
2=HAD SOME OTHER ILLNESS, BUT NOT FLU
7, 77=DON'T KNOW/NOT SURE
9, 99=REFUSED

Part IV: Categorical Variable Formats

TYPPLAN.

1=A PLAN PURCHASED THROUGH AN EMPLOYER OR UNION
2=A PLAN THAT YOU OR ANOTHER FAMILY MEMBER BUYS ON YOUR OWN
3=MEDICARE
4=MEDICAID
5=TRICARE (FORMERLY CHAMPUS), VA, OR MILITARY
6=ALASKA NATIVE, INDIAN HEALTH SERVICE, TRIBAL HEALTH SERVICES
7=SOME OTHER SOURCE
8=NONE
77=DON'T KNOW, NOT SURE
99=REFUSED

TYPEVAC.

1=FLU SHOT
2=FLU NASAL SPRAY
7, 77=DON'T KNOW/NOT SURE
9, 99=REFUSED

USE.

1=YES, CHEWING TOBACCO ONLY
2=YES, SNUFF ONLY
3=YES, BOTH
4=NO
7, 77=DON'T KNOW/NOT SURE
9, 99=REFUSED
96=OTHER

USETREAT.

1=YES MOST OF THE TIME
2=YES OCCASIONALLY
3=NO
7, 77=DON'T KNOW/NOT SURE
9, 99=REFUSED
96=OTHER

USEQUIT.

1=YES
2=NO
3=OCCASIONAL USE
7, 77=DON'T KNOW/NOT SURE
9, 99=REFUSED
96=OTHER

VAHOSP.

1=YES, ALL OF MY HEALTH CARE
2=YES, SOME OF MY HEALTH CARE
3=NO, NO VA HEALTH CARE RECEIVED
77=DON'T KNOW
99=REFUSED

VEG.

1=NONE
2=ONE
3=TWO
4=THREE OR MORE
7, 77=DON'T KNOW/NOT SURE
9, 99=REFUSED
96=OTHER

VEGB.

1=ONE
2=TWO
3=THREE OR MORE
7, 77=DON'T KNOW/NOT SURE
9, 99=REFUSED
96=OTHER

VERSION.

11=LANDLINE TRACK 1
12=LANDLINE TRACK 2
13=LANDLINE TRACK 3
20=CELLPHONE COLLECTED BY ANOTHER STATE
21=CELLPHONE TRACK 1
22=CELLPHONE TRACK 2
23=CELLPHONE TRACK 3

VISCHK.

1=< 1 MONTH
2=2-11 MONTHS
3=12-23 MONTHS
4=2+ YEARS
5=NEVER
7, 77=DON'T KNOW/NOT SURE
9, 99=REFUSED
96=OTHER

VISCHKB.

1=< 1 MONTH
2=2-12 MONTHS
3=13-23 MONTHS
4=2+ YEARS
5=NEVER
7, 77=DON'T KNOW/NOT SURE
8=NOT APPLICABLE (BLIND)
9, 99=REFUSED
96=OTHER

VISOFT.

1=ALL THE TIME
2=MOST OF TIME
3=SOME OF TIME'
5=NONE OF TIME
7, 77=DON'T KNOW/NOT SURE
9, 99=REFUSED
96=OTHER

VISOFTB.

1=ALL OF THE TIME
2=MOST OF THE TIME
3=SOME OF THE TIME
4=A LITTLE OF THE TIME
5=NONE OF THE TIME
7, 77=DON'T KNOW/NOT SURE
9, 99=REFUSED
96=OTHER

VISOFTC.

1=NO DIFFICULTY
2=A LITTLE DIFFICULTY
3=MODERATE DIFFICULTY
4=EXTREME DIFFICULTY
5=UNABLE TO DO BECAUSE OF EYESIGHT
6=UNABLE TO DO FOR OTHER REASONS
7, 77=DON'T KNOW/NOT SURE
8=N/A (BLIND)
9, 99=REFUSED

WEAR2A.

1=PHYSICAL ACTIVITY
2=NUTRITION/CALORIES
3=SLEEP
4=CHRONIC INDICIATOR (BLOOD SUGAR/PRESSURE)
5=OTHER
7=DON'T KNOW/NOT SURE
9=REFUSED
1-12345=MULTIPLE RESPONSES

Part IV: Categorical Variable Formats

WEAR3A.

1=AUTOMATICALLY ENTERED BY APP
2=MULTIPLE TIMES A DAY
3=DAILY
4=AT LEAST ONCE A WEEK
5=AT LEAST ONCE A MONTH
6=LESS THAN ONCE A MONTH
77=DON'T KNOW
99=REFUSED

WEIGHT.

1=OVERWEIGHT
2=UNDERWEIGHT
3=ABOUT THE RIGHT WEIGHT FOR YOUR HEIGHT
7=DON'T KNOW/ NOT SURE
9=REFUSED

WHATAREA.

1=CLOSE TO ENTRANCE (E.G., WITHIN 20 FEET)
2=IN SMOKING OUTDOOR AREA ON PROPERTY
3=IN DESIGNATED SMOKING RM IN AN INDOOR AREA
4=OFFICE WORK AREA
5=BREAK ROOM
6=CAFETERIA
7=OFFICE HALLWAY, LOBBY
8=STAIRWELL, ELEVATOR
9=RESTROOM
10=HOTEL OR MOTEL GUEST ROOM
11=HOTEL OR MOTEL LOBBY, MEETING ROOM, OR BANQUET ROOM
12=CABIN OF MOTOR TRUCK OR TRUCK TRACTOR
13=TAXI CAB (OR CAR)
14=WAREHOUSE FACILITY
15=PRIVATE RESIDENCE, INCLUDING A FAMILY DAY CARE HOME
16=LONG-TERM HEALTH CARE FACILITY
17=THEATRICAL PRODUCTION SITE
18=MEDICAL RESEARCH OR TREATMENT SITE WHERE SMOKING PART OF IT
19=AMERICAN INDIAN CASINO
20=BAR OR TAVERN
21=RETAIL OR WHOLESALE TOBACCO SHOP, OR PRIVATE SMOKER'S LOUNGE
22=COVERED PARKING STRUCTURE
25=OTHER
77=DON'T KNOW/NOT SURE
99=REFUSED

WHEN.

1=WITHIN PAST YEAR
2=WITHIN PAST TWO YEARS
3=WITHIN PAST FIVE YEARS
4=MORE THAN FIVE YEARS
7, 77=DON'T KNOW/NOT SURE
9, 99=REFUSED
88=NOT APPLICABLE
96=OTHER

WHENB.

1=WITHIN PAST YEAR
2=WITHIN PAST 3 YEARS
3=WITHIN PAST FIVE YEARS
4=MORE THAN FIVE YEARS
7, 77=DON'T KNOW/NOT SURE
9, 99=REFUSED
96=OTHER

WHENC.

1=WITHIN PAST YEAR
2=WITHIN PAST TWO YEARS
3=WITHIN PAST FIVE YEARS
4=WITHIN PAST TEN YEARS
5=10 OR MORE YEARS AGO
7, 77=DON'T KNOW/NOT SURE
9, 99=REFUSED
96=OTHER

WHEND.

1=WITHIN PAST YEAR
2=WITHIN PAST 2 YEARS
3=WITHIN PAST 3 YEARS
4=WITHIN PAST 5 YEARS
5=WITHIN PAST 10 YEARS
6=10 YEARS OR MORE
7, 77=DON'T KNOW/NOT SURE
9, 99=REFUSED
96=OTHER

WHENDENT.

1=LESS THAN 6 MONTHS
2=6 MONTHS TO < 1 YEAR
3=1 YR TO < 2 YEARS
4=2 YR TO < 5 YEARS
5=FIVE OR MORE YEARS
6, 88=NEVER
7, 77=DON'T KNOW/NOT SURE
9, 99=REFUSED
96=OTHER

WHENE.

1=WITHIN PAST YEAR
2=WITHIN PAST 2 YEARS
3=WITHIN PAST 3 YEARS
4=WITHIN PAST 5 YEARS
5=5 YEARS OR MORE
7, 77=DON'T KNOW/NOT SURE
9, 99=REFUSED

WHEREBUY.

1=AT CONVENIENCE STORES OR GAS STATIONS
2=AT SUPERMARKETS
3=AT LIQUOR STORE OR DRUG STORES
4=AT TOBACCO DISCOUNT STORES
5=AT OTHER DISCOUNT STORES LIKE WAL-MART
6=ON INDIAN RESERVATIONS
7=IN MILITARY COMMISSARIES
8=OTHER
77=UNKNOWN
99=REFUSED

WHEREBY.

1=GAS STATION OR CONVENIENCE STORE
2=GROCERY STORE
3=DRUGSTORE OR PHARMACY
4=INTERNET
5=LIQUOR STORE
6=RESTAURANT, DELI, OR DONUT SHOP
7=TOBACCO OR VAPE SHOP
8=OTHER SPECIFY
77=DON'T KNOW
99=REFUSED

Part IV: Categorical Variable Formats

WHEREXP.

1=RESTAURANT
2=RESTAURANT BAR
3=BAR OR TAVERN
4=POOL HALL
5=SHOPPING MALL/STORES
6=PUBLIC PARK/BEACHES/PLAYGROUNDS/OUTDOOR RECREATION AREA
7=COMMUNITY EVENT/FAIR/FARMER'S MARKET
8=SPORTS EVENTS/STADIUMS
9=OTHER PERSON'S HOME
10=OTHER PERSON'S AUTOMOBILE
11=GAME ROOM/CASINO/BINGO HALL
12=WHERE SMOKING SHOULD NOT EVER BE ALLOWED
13=PARTY/WEDDING RECEPTIONS/SOCIAL EVENT/RENTED HALL
14=OTHER SERVICE AREAS SUCH AS BUS/CAB STANDS, ATM LINES, TICKET LINES
15=SIDEWALKS
77=DON'T KNOW/NOT SURE
91=OTHER (SPECIFY)
99=REFUSED

WHEREXPB.

1=HOME
2=WORKPLACE
3=RESTAURANT
4=RESTAURANT BAR
5=BAR OR TAVERN
6=POOL HALL
7=SHOPPING MALL/STORES
8=HOSPITAL, CLINIC, HEALTH OR DENTAL FACILITY
9=PARK, BEACH, PLAYGROUND, OUTDOOR RECREATION AREA
10=COMMUNITY EVENT, FAIR, FARMER'S MARKET
11=SPORTS EVENT, STADIUM
12=OTHER PERSON'S HOME
13=AUTOMOBILE
14=GAME ROOM, CASINO, BINGO HALL
15=PARTY, WEDDING, SOCIAL EVENT, RENTED HALL
16=SERVICE AREA (BUS/CAB STANDS, ATM, TICKET LINES)
17=SIDEWALKS
18=OTHER (SPECIFY)
77=DON'T KNOW/NOT SURE
99=REFUSED

WHERETST.

1=PRIVATE DOCTOR, HMO
2=BLOOD BANK, PLASMA CENTER, RED CROSS
3=HEALTH DEPARTMENT
4=AIDS CLINIC, COUNSELING
5=HOSPITAL, EMERGENCY ROOM, OUTPATIENT CLINIC
6=FAMILY PLANNING CLINIC
7=PRENATAL CLINIC
8=TUBERCULOSIS CLINIC
9=STD CLINIC
10=COMMUNITY HEALTH CLINIC
11=CLINIC RUN BY EMPLOYER
12=INSURANCE COMPANY CLINIC
13=OTHER PUBLIC CLINIC
14=DRUG TREATMENT FACILITY
15=MILITARY INDUCTION
16=IMMIGRATION SITE
17=AT HOME, HOME VISIT
18=AT HOME, TEST KIT
19=IN JAIL OR PRISON
20, 87, 96=OTHER
77=DON'T KNOW/NOT SURE
99=REFUSED
88=NOT APPLICABLE

WHERTSTB.

1=PRIVATE DOCTOR OR HMO
2=COUNSELING OR TESTING SITE
3=HOSPITAL
4=CLINIC
5=IN A JAIL OR PRISON
6=HOME
7=SOMEWHERE ELSE
77=DON'T KNOW
99=REFUSED

WHERTSTC.

1=PRIVATE DOCTOR OR HMO
2=COUNSELING OR TESTING SITE
3=HOSPITAL
4=CLINIC
5=IN A JAIL OR PRISON
6=IN A DRUG TREATMENT FACILITY
7=HOME
8=SOMEWHERE ELSE
77=DON'T KNOW
99=REFUSED

WHNCIGAR.

1=WITHIN THE PAST MONTH
2=WITHIN THE PAST 3 MONTHS
3=WITHIN THE PAST 6 MONTHS
4=WITHIN THE PAST YEAR
5=WITHIN THE PAST 5 YEARS
6=WITHIN THE PAST 15 YEARS
7=15 OR MORE YEARS AGO
77=UNKNOWN
99=REFUSED

WHNSIGCOL.

1=WITHIN THE PAST YEAR
2=WITHIN THE PAST 2 YEARS
3=WITHIN THE PAST 3 YEARS
4=WITHIN THE PAST 5 YEARS
5=WITHIN THE PAST 10 YEARS
6=10 OR MORE YEARS AGO
77=DON'T KNOW
99=REFUSED

Part IV: Categorical Variable Formats

WHOBUY.

1=PURCHASE CIGARETTES YOURSELF
2=ASK SOMEONE TO PURCHASE FOR YOU
77=DON'T KNOW/NOT SURE
99=REFUSED

WHOCHECK.

1=G.P/F.P
2=INTERNIST
3=SPECIALIST
4=OBS/GYN
5=OTHER
7, 77=DON'T KNOW/NOT SURE
9, 99=REFUSED
96=OTHER

WHOHELB.

1=PARENT
2=PARENT-IN-LAW
3=CHILD
4=SPOUSE
5=SIBLING
6=GRANDPARENT
7=GRANDCHILD
8=OTHER RELATIVE
9=NON-RELATIVE
77=DON'T KNOW
99=REFUSED

WHOHELC.

1=MOTHER
2=FATHER
3=MOTHER-IN-LAW
4=FATHER-IN-LAW
5=CHILD
6=HUSBAND
7=WIFE
8=LIVE IN PARTNER
9=BROTHER OR BROTHER-IN-LAW
10=SISTER OR SISTER-IN-LAW
11=GRANDMOTHER
12=GRANDFATHER
13=GRANDCHILD
14=OTHER RELATIVE
15=NON-RELATIVE/ FAMILY FRIEND
77=DON'T KNOW/ NOT SURE
99=REFUSED

WHOHELP.

1=HUSBAND/WIFE/PARTNER
2=PARENT/SON/SON-IN-LAW/ DAUGHTER/DAUGHTER-
IN-LAW
3=OTHER RELATIVE
4=UNPAID VOLUNTEER
5=PAID EMPLOYEE OR HOME HEALTH SERVICE
6=FRIEND OR NEIGHBOR
7=COMBINATION OF FAMILY AND/OR FRIENDS
8, 96=OTHER
9=NO ONE HELPS ME
77=DON'T KNOW/NOT SURE
99=REFUSED

WHOSEXB.

1=WOMEN
2=MAN
3=BOTH
4=NEITHER
7, 77=DON'T KNOW/NOT SURE
9, 99=REFUSED
96=OTHER

WHOSIDEA.

1=RESPONDENT
2=DOCTOR' 3=SOMEONE ELSE
7, 77=DON'T KNOW/NOT SURE
9, 99=REFUSED
96=OTHER

WHY.

1=NOT RECOMMENDED BY DOCTOR
2=NOT NEEDED
3=NEVER HEARD OF IT
4=COST
5=NO INSURANCE
6=OTHER
7, 77=DON'T KNOW/NOT SURE
9, 99=REFUSED
96=OTHER

WHYCBE.

1=ROUTINE CHECKUP
2=BREAST PROBLEM
3=HAD BREAST CANCER
7, 77=DON'T KNOW/NOT SURE
9, 99=REFUSED
96=OTHER

WHYDONE.

1=ROUTINE
2=PROBLEM
3=CANCER
4, 96=OTHER
7, 77=DON'T KNOW/NOT SURE
9, 99=REFUSED

WHYDOQST.

1=YOU ASKED/ YOU CALLED
2=WANTED TO GIVE OPINION/ WANTED TO BE
REPRESENTED
3=LIKE SURVEYS/ WORKED ON SURVEYS/ WANTED TO
HELP
4=FAMILY MEMBER ASKED
5=SURVEY IS ANONYMOUS/ REPRESENT MANY
OTHERS
6=INTERESTED IN TOPIC/ SOUNDED INTERESTING/
CURIOUS
7=IMPORTANT TOPIC/ STUDY/ BETTER STATISTICS
8=INTERVIEWER WAS NICE/ POLITE/ INTERVIEWER
EXPLAINED SURVEY
9=YOU KEPT CALLING/ CALLED REPEATEDLY
10=CIVIC RESPONSIBILITY/ HELP SOCIETY
11=SURVEY IS HEALTH RELATED
12=SURVEY IS FROM STATE/ DPH / HELP HEALTH
POLICY DECISIONS
13=HAD FREE TIME/ BORED/ NO REASON NOT TO
77=DON'T KNOW/ NOT SURE
99=REFUSED

WHYGUN.

1=SAFETY/PROTECTION
2=REQUIRED/JOB RELATED
3=HUNTING
4=TARGET/HOBBY
5, 96=OTHER
6=REFUSED MODULE
7, 77=DON'T KNOW/NOT SURE
9, 99=REFUSED
88=NOT APPLICABLE

Part IV: Categorical Variable Formats

WHYNOCK.

1=COST/INSURANCE
2=DO NOT HAVE/KNOW DOCTOR
3=CANNOT GET TO OFFICE
4=COULD NOT GET APPOINTMENT
5=NO REASON (NO PROBLEM)
6=DIDN'T THINK ABOUT IT
7=OTHER
8=NOT APPLICABLE
77=DON'T KNOW/NOT SURE
99=REFUSED

WHYNOPLA.

1=LOST JOB OR CHANGED EMPLOYER
2=SPOUSE/PARENT LOST JOB OR CHANGED EMP
3=NOT OFFERED BY EMPLOYER
7, 77=DON'T KNOW/NOT SURE
9, 99=REFUSED
96=OTHER

WHYNOPB.

1=VERY IMPORTANT
2=IMPORTANT
3=NOT IMPORTANT
7, 77=DON'T KNOW/NOT SURE
9, 99=REFUSED
96=OTHER

WHYNOTST.

1=DID NOT WANT CHILD TO HAVE NEEDLE STICK
2=DID NOT THINK CHILD NEEDED TEST
3=CONCERN ABOUT COST OF TEST
4=CHILD NOT COOPERATIVE
5=NO TIME TO GET BLOOD TAKEN
6=NO TRANSPORTATION TO GET TO LOCATION FOR BLOOD TEST
7=OTHER
77=DON'T KNOW/NOT SURE
99=REFUSED

WHYNOTWC.

1=DID NOT KNOW I COULD FILE A CLAIM
2=DOCTOR DID NOT WANT TO FILE A CLAIM
3=DIDN'T WANT TO FILE CLAIM CAUSE WORRIED ABOUT RETALIATION
4=DIDN'T WANT TO FILE CLAIM FOR OTHER REASON
5=REJECTED WORKER'S COMPENSATION CLAIM
6=EMPLOYER PAID FOR TREATMENT
7=NOT COVERED, NO CLAIM FILED
77=DON'T KNOW
96=NO REASON GIVEN
99=REFUSED

WHYNOTDB.

1=DOCTOR DIDN'T RECOMMEND IT
2=NO REASON TO HAVE ONE
3=COST
4=NO INSURANCE
5=TOO PAINFUL
6=INCONVENIENT/NO TIME
7=IT'S NOT SAFE
8=NOT INTERESTED
9=DON'T LIKE MAMMOS
10=OTHER
11=EMBARRASSED
12=NO DOCTOR
13=HAVE APPT TO GO
77=DON'T KNOW
88=OTHER
99=REFUSED

WHYPAP.

1=ROUTINE EXAM
2=CHECK PROBLEM
3=OTHER
7, 77=DON'T KNOW/NOT SURE
9, 99=REFUSED
96=OTHER

WHYRAW.

1=HEALTH REASONS
2=COST
3=CONVENIENCE
4=TASTE
5=NUTRITIONAL VALUE
6=RELIGIOUS REASONS
7=OTHERS IN FAMILY DO
8=PHYSICIAN RECOMMENDED
9=ONLY MILK AVAILABLE
10=OTHER
11=EXPERIMENTED
77=DON'T KNOW/NOT SURE
96=OTHER
99=REFUSED

WHYTET.

1=ROUTINE CARE
2=INJURY
3=TRAVEL ABROAD
4, 96, 5999951872=OTHER
7, 77=DON'T KNOW/NOT SURE
9, 99=REFUSED

WKAREAB.

1=IN AN OFFICE
2=A PLANT/FACILITY
3=A STORE/WAREHOUSE
4=A CLASSROOM
5=A RESTAURANT/BAR
6=A VEHICLE
7=OUTDOORS
8=A HOME
9=A HOSPITAL
10=OTHER
77=UNKNOWN
99=REFUSED

WKAREAC.

1=IN AN OFFICE
2=A PLANT/FACILITY
3=A STORE
4=A WAREHOUSE
5=A CLASSROOM
6=A RESTAURANT/BAR
7=A VEHICLE
8=OUTDOORS
9=A HOME
10=A HOSPITAL
91=OTHER INDOOR SETTING
77=UNKNOWN
99=REFUSED

Part IV: Categorical Variable Formats

WRKTXPAY.

1=WORKERS' COMPENSATION
2=PRIVATE INSURANCE
3=MEDICARE, MEDICAL
4=INDIAN HEALTH SERVICE/ALASKA NATIVE HEAL
5=THE MILITARY, VA OR CHAMPUS
6=FEDERAL GOVERNMENT (OWCP PROGRAM)
7=OUT OF POCKET
8=EMPLOYER THROUGH WORKERS COMPENSATION
9=EMPLOYER WITHOUT WORKERS COMPENSATION
10=EMPLOYER W/O WORKERS COMP & THROUGH ON-SITE TREATMENT
11=THE UNION
12=WORKERS COMP CLAIM FILES, NOT RESOLVED
77=DON'T KNOW
88=NO ONE PAID; NO TREATMENT
96=OTHER SPECIFY
99=REFUSED

WRKTXPY.

1=WORKER'S COMENSATION
2=OWN HEALTH INSURANCE PLAN OR OTHER HEALTH INSURANCE COVERAGE PLAN
3=OUT OF POCKET
4=EMPLOYERWITHOUTH WORKERS' COMPENSATION CLAIM
5=OTHER SPECITY
6=WHO WILL PAY STILL IN PROCESS OR NOT RESOLVED
88=NO ONE PAID; NO TREATMENT
77=DON'T KNOW/NOT SURE
99=REFUSED

WORKSMOK.

1=NO SMOKING INSIDE
2=DESIGNATED AREAS
3=SMOKING UNRESTRICTED
4=NO SPECIFIC WORKSITE
7, 77=DON'T KNOW/NOT SURE
9, 99=REFUSED
96=OTHER

WTADV.

1=YES, LOSE WT
2=YES, GAIN WT
3=YES, MAINTAIN
4=NO
7, 77=DON'T KNOW/NOT SURE
9, 99=REFUSED
88=NOT APPLICABLE
96=OTHER

WTPILL.

1=YES, CURRENTLY TAKING
2=YES, BUT NOT CURRENTLY
3=NO
7, 77=DON'T KNOW/NOT SURE
88=NA
9, 99=REFUSED
96=OTHER

YEARCAT.

1=1984-1986
2=1987-1988
3=1989-1990
4=1991-1992

YESNO.

1=YES
2=NO
3=REFUSED TO CONTINUE WITH MODULE
66=DATA NOT COLLECTED THIS QUARTER
7, 77=DON'T KNOW/NOT SURE
9, 99=REFUSED
8, 88=NOT APPLICABLE
96=OTHER

YESNOA.

1=YES
2=NO
3=NO FRIENDS SMOKE
7=UNKNOWN/UNSURE
9=REFUSED

YESNOB.

1=YES
2=NO
3=DON'T KNOW WHAT THIS IS
4=REFUSED MODULE
7, 77=DON'T KNOW/NOT SURE
9, 99=REFUSED
8, 88=NOT APPLICABLE
96=OTHER

YESNOC.

1=YES
2=NO
3=NO PARTNER IN PAST 12 MONTHS
7=UNKNOWN
9=REFUSED

YESNOD.

1=YES
2=NO
3=DIDN'T SEE HEALTH PROFESSIONAL
4, 88=REFUSED MODULE
7, 77=DON'T KNOW/NOT SURE
9, 99=REFUSED

YESNOE.

1=DEFINITELY YES
2=PROBABLY YES
3=PROBABLY NOT
4=DEFINITELY NOT
7, 77=UNKNOWN
9, 99=REFUSED

YESNOF.

1=YES
2=NO
7, 77=DON'T KNOW/NOT SURE
9, 99=REFUSED
8, 88=REFUSED MODULE

YN.

0, 2=NO
1=YES

YNEMP.

1=YES, EMPLOYED FULL TIME OR PART TIME
2=YES, SELF-EMPLOYED
3=NO
77=DON'T KNOW
99=REFUSED

Part IV: Categorical Variable Formats

YNNA.

1=YES
2=NO
3=NOT APPLICABLE
7, 77=DON'T KNOW/NOT SURE
8, 88=NOT APPLICABLE
9, 99=REFUSED

YNNAB.

1=YES
2=NO
3=NA, LT 20 DRINKS
4=NA, EXIT MODULE
7, 77=DON'T KNOW/NOT SURE
9, 99=REFUSED
96=OTHER

YNNAC.

1=YES
2=NO
3=SAME
7, 77=DON'T KNOW/NOT SURE
9, 99=REFUSED

YNNAD.

1=YES
2=NO
3=NEVER NOTICED OR LOOKED FOR CALORIE INFO
4=USUALLY CANNOT FIND CALORIE INFO
7, 77=DON'T KNOW/NOT SURE
8, 88=DOES NOT EAT AT FAST FOOD OR CHAIN RESTAURANTS
9, 99=REFUSED

YNNAE.

1=YES
2=NO, I HAD THEM REMOVED
3=NO
7, 77=DON'T KNOW/NOT SURE
8=N/A
9, 99=REFUSED

ZIPCODE.

77777=DON'T KNOW
99999=REFUSED

_AGE5Y.

1=18-24
2=25-29
3=30-34
4=35-39
5=40-44
6=45-49
7=50-54
8=55-59
9=60-64
10=65-69
11=70-74
12=75-79
13=80+
14=DON'T KNOW/REFUSED/MISSING

_AGE65A.

1=18-64
2=65+

_AGE80A.

1=18-24
2=25-29
3=30-34
4=35-39
5=40-44
6=45-49
7=50-54
8=55-59
9=60-64
10=65-69
11=70-74
12=75-79
13=80-99

_AGEG.

1=18-24
2=25-34
3=35-44
4=45-54
5=55-64
6=65+

_AGEGB.

1=18-29
2=30-39
3=40-49
4=50-59
5=60+

_AGEGC.

1=18-44
2=45+

_AGED.

1=18-29
2=30-39
3=40-49
4=50-59
5=60-69
6=70-79
7=80-89
8=90+
77=DON'T KNOW
99=REFUSED

_ARTHRITIS.

1=DIAGNOSED WITH ARTHRITIS
2=NOT DIAGNOSED WITH ARTHRITIS
BLANK=DON'T KNOW/NOT SURE/REFUSED/MISSING

_ASTHMA.

1=CURRENT
2=FORMER
3=NEVER
9=DON'T KNOW/NOT SURE/REFUSED/MISSING

_BMI5CAT.

1=UNDERWEIGHT
2=NORMAL WEIGHT
3=OVERWEIGHT
4=OBESE
BLANK=DON'T KNOW/REFUSED/MISSING

Part IV: Categorical Variable Formats

BREASTA.

1=NEVER HAD
2=EVER HAD
9=UNKNOWN/REFUSED

BREASTB.

1=NEVER HAD
2=HAD W/IN 1 YR
3=HAD W/IN 2 YRS
4=HAD W/IN 5 YRS
5=HAD > 5 YRS AGO
9=UNKNOWN/REFUSED

BSEA.

1=NEVER DO
2=EVER DO
9=UNKNOWN/REFUSED

BSEB.

1=DON'T KNOW HOW TO DO
2=NEVER DO
3=AT LEAST MONTHLY
4=LESS OFTEN THAN MONTHLY
9=UNKNOWN/REFUSED

CAGE.

1=0-4
2=5-9
3=10-14
4=15-17
BLANK=MISSING

CHLEVEL.

1=HIGH, > 240
2=LOW, < 200
3=BORDERLINE, 200-239
9=DON'T KNOW/NOT SURE

CHLDCNT.

1=NO CHILDREN IN HOUSEHOLD
2=ONE CHILD IN HOUSEHOLD
3=TWO CHILDREN IN HOUSEHOLD
4=THREE CHILDREN IN HOUSEHOLD
5=FOUR CHILDREN IN HOUSEHOLD
6=FIVE OR MORE CHILDREN IN HOUSEHOLD
9=DON'T KNOW/NOT SURE/MISSING

CHRACE.

1=WHITE, NON-HISPANIC
2=BLACK, NON-HISPANIC
3=WHITE HISPANIC
4=BLACK HISPANIC
5=OTHER HISPANIC
6=ASIAN/PACIFIC ISLANDER
7=ALASKAN/NATIVE AMERICAN
8=OTHER
77=DON'T KNOW
99=REFUSED

CHRC_GR.

1=WHITE
2=BLACK
3=HISPANIC
4=OTHER
9=REFUSED

CHRC_G.

1=WHITE
2=NONWHITE
9=REFUSED

CHOLA.

1=NEVER HAD CHECKED
2=CHECKED, NOT TOLD HIGH
3=CHECKED, TOLD HIGH
9=UNKNOWN/REFUSED

CHOLB.

1=NEVER HAD CHECKED
2=CHECKED W/IN 1 YR
3=CHECKED W/IN 2 YRS
4=CHECKED W/IN 5 YRS
5=CHECKED > 5 YRS AGO
9=UNKNOWN/REFUSED

CHOLC.

1=NEVER HAD CHECKED
2=CHECKED W/IN 1 YR
3=CHECKED W/IN 2 YRS
4=CHECKED W/IN 3 YRS
5=CHECKED W/IN 5 YRS
6=CHECKED > 5 YRS AGO
9=UNKNOWN/REFUSED

CHOLCHK.

1=HAD CHOLESTEROL CHECKED IN PAST 5 YEARS
2=DID NOT HAVE CHOLESTEROL CHECKED IN PAST 5 YEARS
3=HAVE NEVER HAD CHOLESTEROL CHECKED
9=DON'T KNOW/ NOT SURE/ REFUSED/ MISSING

COL10YR.

1=RECEIVED A COLONOSCOPY WITHIN THE PAST 10 YEARS
2=DID NOT RECEIVE A COLONOSCOPY WITHIN THE PAST 10 YEARS
BLANK=MISSING OR AGE LESS THAN 50 OR AGE GREATER THAN 75

COLRECA.

1=NEVER HAD
2=EVER HAD
9=UNKNOWN/REFUSED'

COLRECB.

1=NEVER HEARD OF
2=NEVER HAD
3=HAD W/IN 1 YR
4=HAD W/IN 2 YRS
5=HAD W/IN 5 YRS
6=HAD > 5 YRS AGO
9=UNKNOWN/REFUSED

CONS.

1=CONSUMED FRUIT/ VEGETABLE ONE OR MORE TIMES PER DAY
2=CONSUMED FRUIT/ VEGETABLE LESS THAN ONE TIME PER DAY
9=DON'T KNOW/ REFUSED/ MISSING

CRACE.

1=WHITE
2=BLACK OR AFRICAN AMERICAN
3=AMERICAN INDIAN OR ALASKA NATIVE
4=ASIAN
5=NATIVE HAWAIIAN OR OTHER PACIFIC ISLANDER
6=OTHER RACE
7, 77=DON'T KNOW/NOT SURE
9, 99=REFUSED
BLANK=MISSING

Part IV: Categorical Variable Formats

_CRCREC.

1=RECEIVED ONE OR MORE OF THE RECOMMENDED CRC TESTS WITHIN THE RECOMMENDED TIME INTERVAL
2=DID NOT RECEIVE ONE OR MORE OF THE RECOMMENDED CRC TESTS WITHIN THE RECOMMENDED TIME INTERVAL
BLANK=MISSING OR AGE LESS THAN 50 OR AGE GREATER THAN 75

_DRNKDRV.

1=HAVE DRIVEN AFTER HAVING TOO MUCH TO DRINK
2=HAVE NOT DRIVEN AFTER HAVING TOO MUCH TO DRINK
9=DON'T KNOW/NOT SURE/REFUSED/MISSING

_DRNKDY4.

0=DID NOT DRINK
1-9899=NUMBER OF DRINKS PER DAY
9900=DON'T KNOW/NOT SURE/REFUSED/MISSING

_DRNKWEK.

0=DID NOT DRINK
1-9899=NUMBER OF DRINKS PER DAY
9900=DON'T KNOW/NOT SURE/REFUSED/MISSING

_DUALUSE.

1=LANDLINE: CELL PHONE MOSTLY
2=CELL PHONE: CELL PHONE MOSTLY
9=NO DUAL PHONE USE

_ECIGSTS.

1=CURRENT E-CIGARETTE USER - USES EVERY DAY
2=CURRENT E-CIGARETTE USER - USES SOME DAYS
3=FORMER E-CIGARETTE USER
4=NEVER USED E-CIGARETTES
9=DON'T KNOW/NOT SURE/REFUSED/MISSING

_EDUC4CAT.

1=< HIGH SCHOOL
2=GRADUATED HIGH SCHOOL
3=SOME COLLEGE
4=COLLEGE GRADUATE
BLANK=MISSING

_EDUCAG.

1=DID NOT GRADUATE HIGH SCHOOL
2=GRADUATED HIGH SCHOOL
3=ATTENDED COLLEGE OR TECHNICAL SCHOOL
4=GRADUATED FROM COLLEGE OR TECHNICAL SCHOOL
9=DON'T KNOW/NOT SURE/MISSING

_EXC.

0=NO MISSING VALUES AND IN ACCEPTED RANGE
1=MISSING FRUIT/ VEGETABLE RESPONSES
2=FRUIT/ VEGETABLE VALUES OUT OF RANGE

_FOBTFS.

1=DID HAVE A SIGMOIDOSCOPY WITHIN THE PAST 5 YEARS AND A BLOOD STOOL TEST WITHIN THE PAST 3 YEARS
2=DID NOT RECEIVE A SIGMOIDOSCOPY WITHIN THE PAST 5 YEARS OR DID NOT RECEIVE A BLOOD STOOL TEST WITHIN THE PAST 3 YEARS
BLANK=MISSING OR AGE LESS THAN 50 OR AGE GREATER THAN 75

_FS5YR.

1=RECEIVED A SIGMOIDOSCOPY WITHIN THE PAST 5 YEARS
2=DID NOT RECEIVE A SIGMOIDOSCOPY WITHIN THE PAST 5 YEARS
BLANK=MISSING OR AGE LESS THAN 50 OR AGE GREATER THAN 75

_HCVU651a.

1=HAVE HEALTH CARE COVERAGE
2=DO NOT HAVE HEALTH CARE COVERAGE
9=DON'T KNOW/NOT SURE/REFUSED/MISSING

_HEALTH.

1=GOOD OR BETTER HEALTH
2=FAIR OR POOR HEALTH
9=DON'T KNOW/NOT SURE OR REFUSED/MISSING

_HFOB3YR.

1=RECEIVED A HOME FOBT WITHIN THE PAST 3 YEARS
2=DID NOT RECEIVE A HOME FOBT WITHIN THE PAST 3 YEARS
BLANK=MISSING OR AGE LESS THAN 50 OR AGE GREATER THAN 75

_HISPAN.

1=HISPANIC, LATINO/A, OR SPANISH ORIGIN
2=NOT OF HISPANIC, LATINO/A, OR SPANISH ORIGIN
9=DON'T KNOW/NOT SURE/REFUSED/MISSING

_HLTH14D.

1=ZERO DAYS WHEN HEALTH NOT GOOD
2=1-13 DAYS WHEN HEALTH NOT GOOD
3=14+ DAYS WHEN HEALTH NOT GOOD
9=DON'T KNOW/NOT SURE/REFUSED/MISSING

_LMT.

1=TOLD HAVE ARTHRITIS AND ACTIVITIES LIMITED A LOT
2=TOLD HAVE ARTHRITIS AND ACTIVITIES LIMITED A LITTLE
3=TOLD HAVE ARTHRITIS AND ACTIVITIES NOT LIMITED
4=NOT TOLD THEY HAVE ARTHRITIS
9=DON'T KNOW/ REFUSED OR MISSING ACTIVITIES LIMITED

_INC.

0=NOT INCLUDED-VALUES ARE TOO HIGH
1=INCLUDED-VALUES ARE IN ACCEPTED RANGE

_INCOME.

1=< \$15,000
2=\$15,000-\$24,999
3=\$25,000-\$34,999
4=\$35,000-\$49,999
5=\$50,000+
9=DON'T KNOW/NOT SURE/MISSING

_MAM5021.

1=RECEIVED A MAMMOGRAM WITHIN THE PAST 2 YEARS
2=DID NOT RECEIVE A MAMMOGRAM WITHIN THE PAST 2 YEARS
BLANK=MISSING, AGE LESS THAN 50 OR GREATER THAN 74 OR MALE

Part IV: Categorical Variable Formats

_MARITAL.

1=MARRIED
2=DIVORCED
3=WIDOWED
4=SEPARATED
5=NEVER MARRIED
6=UNMARRIED COUPLE
BLANK=MISSING

_MARITAL3.

1=MARRIED
2=NEVER MARRIED/MEMBER UNMARRIED COUPLE
3=DIVORCED/SEPARATED/WIDOWED
BLANK=MISSING

_MET.

0=NO PHYSICAL ACTIVITY
1-2.99=LITTLE PHYSICAL ACTIVITY
3-6=MODERATE PHYSICAL ACTIVITY
GREATER THAN 6=VIGOROUS PHYSICAL ACTIVITY

_MRACE.

10=WHITE
20=BLACK OR AFRICAN AMERICAN
30=AMERICAN INDIAN OR ALASKA NATIVE
40=ASIAN
41=ASIAN INDIAN
42=CHINESE
43=FILIPINO
44=JAPANESE
45=KOREAN
46=VIETNAMESE
47=OTHER ASIAN
50=NATIVE HAWAIIAN
51=PACIFIC ISLANDER
52=GUAMANIAN OR CHAMORRO
53=SAMOAN
54=OTHER PACIFIC ISLANDER
60=OTHER
70=MULTIPLE RESPONSES
77=DON'T KNOW/NOT SURE
99=REFUSED
BLANK=NOT ASKED/MISSING

_PAPA.

1=NEVER HAD OR NEVER HEARD OF
2=EVER HAD
9=UNKNOWN/REFUSED

_PAPB.

1=NEVER HAD
2=NEVER HEARD OF
3=HAD W/IN 1 YR
4=HAD W/IN 2 YRS
5=HAD W/IN 5 YRS
6=HAD > 5 YRS AGO
9=UNKNOWN/REFUSED

_PAPC.

1=NEVER HAD
2=EVER HAD
9=UNKNOWN/REFUSED

_PAPD.

1=NEVER HAD
2=HAD W/IN 1 YR
3=HAD W/IN 2 YRS
4=HAD W/IN 3 YRS
5=HAD W/IN 5 YRS
6=HAD > 5 YRS AGO
9=UNKNOWN/REFUSED

_PAPE.

1=RECEIVED A PAP TEST WITHIN THE PAST 3 YEARS
2=DID NOT RECEIVE A PAP TEST WITHIN THE PAST 3 YEARS
BLANK=MISSING OR MALE

_POVST.

1=BELOW POVERTY
2=101%-200%
3=OVER 200%
7=DON'T KNOW/NOT SURE

_POVSTC.

1=BELOW POVERTY
2=100% - 200%
3=200% - 300%
4=< 200%
5=< 300%
6=300% AND OVER

_POVSTD.

1=BELOW FEDERAL POVERTY LINE
2=100% TO 130% OF FEDERAL POVERTY LINE
3=131% TO 185% OF FEDERAL POVERTY LINE
4=186% - 200% OF FEDERAL POVERTY LINE
5=201 TO 249% OF FEDERAL POVERTY LINE
6=250% AND OVER OF FEDERAL POVERTY LINE
7=LESS THAN 130%
8=LESS THAN 185%
9=LESS THAN 200%
10=LESS THAN 250%
77, 88=UNKNOWN

_POVSTE.

0=UNKNOWN
1=BELOW FEDERAL POVERTY LINE
2=100% TO 130% OF FEDERAL POVERTY LINE
3=131% TO 185% OF FEDERAL POVERTY LINE
4=186% TO 200% OF FEDERAL POVERTY LINE
5=201 TO 249% OF FEDERAL POVERTY LINE
6=250% AND OVER OF FEDERAL POVERTY LINE

_PSAB.

1=NEVER HAD
2=HAD WITHIN 1 YEAR
3=HAD WITHIN 2 YRS
4=HAD WITHIN 5 YRS
5=HAD > 5 YRS AGO
9=UNKNOWN/REFUSED

_RACE.

1=WHITE, NON-HISPANIC
2=BLACK, NON-HISPANIC
3=WHITE HISPANIC
4=BLACK HISPANIC
5=OTHER HISPANIC
6=ASIAN/PACIFIC ISLANDER
7=ALEUTIAN, ESKIMO OR AMERICAN INDIAN
8=OTHER
77=DON'T KNOW/NOT SURE
99=REFUSED

Part IV: Categorical Variable Formats

_RACEA.

1=WHITE, NON-HISPANIC
2=BLACK, NON-HISPANIC
3=ASIAN, NON-HISPANIC
4=AMERICAN INDIAN/ALASKAN NATIVE, NON-HISPANIC
5=MULTI-RACE/OTHER RACE, NON-HISPANIC
6=HISPANIC

_RACEB.

1=WHITE, NON-HISPANIC
2=BLACK, NON-HISPANIC
3=ASIAN, NON-HISPANIC
4=AMERICAN INDIAN/ALASKAN NATIVE, NON-HISPANIC
5=HISPANIC
6=OTHER RACE, NON-HISPANIC

_RACEC.

1=WHITE ONLY
2=BLACK OR AFRICAN AMERICAN ONLY
3=AMERICAN INDIAN OR ALASKA NATIVE ONLY
4=ASIAN ONLY
5=NATIVE HAWAIIAN OR OTHER PACIFIC ISLANDER ONLY
6=OTHER RACE ONLY
7=MULTIRACIAL
77=DON'T KNOW/NOT SURE
99=REFUSED

_RACED.

1=WHITE
2=BLACK OR AFRICAN AMERICAN
3=AMERICAN INDIAN OR ALASKA NATIVE
4=ASIAN
5=NATIVE HAWAIIAN OR OTHER PACIFIC ISLANDER
6=OTHER RACE
7=NO PREFERRED RACE
77=DON'T KNOW/NOT SURE
99=REFUSED

_RACEE.

1=WHITE ONLY, NON-HISPANIC
2=BLACK ONLY, NON-HISPANIC
3=AMERICAN INDIAN OR ALASKA NATIVE ONLY, NON-HISPANIC
4=ASIAN ONLY, NON-HISPANIC
5=NATIVE HAWAIIAN OR OTHER PACIFIC ISLANDER ONLY, NON-HISPANIC
6=OTHER RACE ONLY, NON-HISPANIC
7=MULTIRACIAL, NON-HISPANIC
8=HISPANIC
9=DON'T KNOW/NOT SURE/REFUSED

_RACEG.

1=WHITE
2=NONWHITE

_RACEG1.

1=WHITE, NON-HISPANIC
2=BLACK, NON-HISPANIC
3=HISPANIC
4=OTHER RACE ONLY, NON-HISPANIC
5=MULTIRACIAL, NON-HISPANIC
BLANK=DON'T KNOW/NOT SURE/REFUSED

_RACEG2.

1=WHITE, NON-HISPANIC
2=NON-WHITE OR HISPANIC
9=DON'T KNOW/NOT SURE/REFUSED

_RACEG3.

1=WHITE ONLY, NON-HISPANIC
2=BLACK ONLY, NON-HISPANIC
3=OTHER RACE ONLY, NON-HISPANIC
4=MULTIRACIAL, NON-HISPANIC
5=HISPANIC
9=DON'T KNOW/NOT SURE/REFUSED

_RACEGR.

1=WHITE
2=BLACK
3=HISPANIC
4=OTHER
9=REFUSED

_REGION.

1=NORTHERN CALIFORNIA (INCLUDING THE FOLLOWING COUNTIES: BUTTE, DEL NORTE, GLENN, HUMBOLDT, LAKE, LASSEN, MENDOCINO, MODOC, PLUMAS, SHASTA, SISKIYOU, SONOMA, TEHAMA, TRINITY)
2=CENTRAL NORTHERN CALIFORNIA (INCLUDING THE FOLLOWING COUNTIES: ALPINE, COLUSA, EL DORADO, NEVADA, PLACER, SACRAMENTO, SIERRA, SUTTER, YOLO, YUBA)
3=BAY AREA (INCLUDING THE FOLLOWING COUNTIES: ALAMEDA, CONTRA COSTA, MARIN, NAPA, SAN FRANCISCO, SAN MATEO, SOLANO)
4=CENTRAL COASTAL CALIFORNIA (INCLUDING THE FOLLOWING COUNTIES: MONTEREY, SAN BENITO, SANTA CLARA, SANTA CRUZ)
5=CENTRAL CALIFORNIA (INCLUDING THE FOLLOWING COUNTIES: AMADOR, CALAVERAS, FRESNO, KINGS, MADERA, MARIPOSA, MERCED, SAN JOAQUIN, STANISLAUS, TULARE, TUOLUMNE)
6=CENTRAL SOUTHERN CALIFORNIA (INCLUDING THE FOLLOWING COUNTIES: KERN, SAN LUIS OBISPO, SANTA BARBARA, VENTURA)
7=COASTAL SOUTHERN CALIFORNIA (INCLUDING THE FOLLOWING COUNTIES: IMPERIAL, ORANGE, SAN DIEGO)
8=INLAND SOUTHERN CALIFORNIA (INCLUDING THE FOLLOWING COUNTIES: INYO, MONO, RIVERSIDE, SAN BERNARDINO)
9=LOS ANGELES (INCLUDING ONLY LOS ANGELES COUNTY)

_RF.

1=NOT AT RISK
2=AT RISK
9, 999=UNKNOWN/REFUSED

_RFA.

1=NOT AT RISK
2=AT RISK
9=DON'T KNOW/NOT SURE/REFUSED/MISSING

_RFBLDS.

1=HAD A BLOOD STOOL TEST IN THE PAST YEAR
2=HAVE NOT HAD A BLOOD STOOL TEST IN THE PAST YEAR
BLANK=MISSING/AGE LESS THAN 50/AGE GREATER THAN 75

_RFCHOL.

1=NO (BLOODCHO=1 AND TOLDHI=2)
2=YES (BLOODCHO=1 AND TOLDHI=1)
9=DON'T KNOW/ REFUSED/ NOT SURE/ MISSING

Part IV: Categorical Variable Formats

_RFSEAT2.

1=ALWAYS OR ALMOST ALWAYS WEAR SEAT BELT
2=SOMETIMES, SELDOM, OR NEVER WEAR SEAT BELT
9=DON'T KNOW/NOT SURE OR REFUSED/MISSING

_RFSEAT3.

1=ALWAYS WEAR SEAT BELT
2=DON'T ALWAYS WEAR SEAT BELT
9=DON'T KNOW/NOT SURE/REFUSED/ MISSING

_SEX.

1=MALE
2=FEMALE
BLANK=MISSING

_SMOKER.

1=CURRENT SMOKER
2=FORMER SMOKER
3=NEVER SMOKED
4=IRREGULAR SMOKER
9=REFUSED

_SMOKERA.

1=CURRENT SMOKER – NOW SMOKES EVERY DAY
2=CURRENT SMOKER – NOW SMOKES SOME DAYS
3=FORMER SMOKER
4=NEVER SMOKED
9=DON'T KNOW/NOT SURE/REFUSED/MISSING

_SMKLESS.

1=CURRENT USER
2=FORMER USER
3=NEVER USED
9=DON'T KNOW/NOT SURE

_STATE.

1=ALABAMA
2=ALASKA
4=ARIZONA
5=ARKANSAS
6=CALIFORNIA
8=COLORADO
9=CONNECTICUT
10=DELAWARE
11=DISTRICT OF COLUMBIA
12=FLORIDA
13=GEORGIA
15=HAWAII
16=IDAHO
17=ILLINOIS
18=INDIANA
19=IOWA
20=KANSAS
21=KENTUCKY
22=LOUISIANA
23=MAINE
24=MARYLAND
25=MASSACHUSETTS
26=MICHIGAN
27=MINNESOTA
28=MISSISSIPPI
29=MISSOURI
30=MONTANA
31=NEBRASKA
32=NEVADA
33=NEW HAMPSHIRE
34=NEW JERSEY
35=NEW MEXICO
36=NEW YORK
37=NORTH CAROLINA
38=NORTH DAKOTA
39=OHIO
40=OKLAHOMA
41=OREGON
42=PENNSYLVANIA
44=RHODE ISLAND
45=SOUTH CAROLINA
46=SOUTH DAKOTA
47=TENNESSEE
48=TEXAS
49=UTAH
50=VERMONT
51=VIRGINIA
53=WASHINGTON
54=WEST VIRGINIA
55=WISCONSIN
56=WYOMING
72=PUERTO RICO

_TOTINDX.

0, 9=DON'T KNOW/NOT SURE
1=NO ACTIVITY
2=IRREGULAR ACTIVITY
3=REGULAR, BUT NOT INTENSE ACTIVITY
4=REGULAR AND VIGOROUS ACTIVITY

Part IV: Categorical Variable Formats

_TOTINDA.

1=HAD PHYSICAL ACTIVITY OR EXERCISE
2=NO PHYSICAL ACTIVITY OR EXERCISE IN LAST 30
DAYS
9=DON'T KNOW/REFUSED/MISSING

_URBNRRL.

1=LARGE CENTRO METRO
2=LARGE FRINGE METRO
3=MEDIUM METRO
4=SMALL METRO
5=MICROPOLITAN
6=NON-CORE

_YN40.

1=YES
2=NO
9=DON'T KNOW/NOT SURE/REFUSED
BLANK=AGE LESS THAN 40/MISSING

_YN40F.

1=YES
2=NO
9=DON'T KNOW/NOT SURE/REFUSED
BLANK=FEMALE/AGE LESS THAN 40/MISSING

_YN50.

1=YES
2=NO
9=DON'T KNOW/NOT SURE/REFUSED
BLANK=AGE LESS THAN 50/MISSING

_YN50M.

1=YES
2=NO
9=DON'T KNOW/NOT SURE/REFUSED/MISSING
BLANK=AGE LESS THAN 50/MALE

_YN65.

1=YES
2=NO
9=DON'T KNOW/NOT SURE/REFUSED/MISSING
BLANK=AGE LESS THAN 65

_YN.

1=YES
2=NO
9=DON'T KNOW/NOT SURE/REFUSED
BLANK=NOT ASKED/MISSING

_YNA.

1=NO
2=YES
9=DON'T KNOW/NOT SURE/REFUSED
BLANK=NOT ASKED/MISSING

_YNB.

1=YES
2=NO
9=DON'T KNOW/NOT SURE/REFUSED/MISSING

_YNC.

1=NO
2=YES
9=DON'T KNOW/NOT SURE/REFUSED/MISSING

_YNF.

1=NO
2=YES
9=DON'T KNOW/NOT SURE/REFUSED/MISSING
BLANK=RESPONDENT IS FEMALE

_YNM.

1=NO
2=YES
9=DON'T KNOW/NOT SURE/REFUSED/MISSING
BLANK=RESPONDENT IS MALE

Part V: Index to Variable Names by Subject**PART V: INDEX TO VARIABLE NAMES BY SUBJECT**

ACCESS TO HEALTH CARE

Health Care Insurance

CHILDPLN	1995-1997	HLTHSTR	1989-1990	OWNPLAN	1996-2013
EMPPLAN	1996, 1998-2013	HMO	1989-1990	PASTPLAN	1993-2000
EYEINSUR	2011-2013	HMOPLAN	1998, 2002	PAYPART1	1996-2000
GAPPLN	1996-1999	INDPLAN	1996-2013	PERSDOC	2001-2018
GAPPLN2	2000-2001	MAINPLAN	1996-2012	PRIVPLAN	1994
GAPPLNT	1996	MAJMED	1998	SATISFAC	1996-2000
GOVPLAN	1994-1995	MAJORMED	1989-1990	TIMEPLAN	1996-2000
GPLAN	1995	MEDICAL	1989-1990, 1995-2013	TRYPLN	1997-1998
HAVEPLAN	1991-1992	MEDICAR2	2013	TRYPLN2	1999-2000
HAVEPLN2	1993-1995	MEDICARD	1996	TYPPLAN	2014-2018
HAVEPLN3	1996-2018	MEDICARE	1989-1990, 1995-2012	VAHOSP	2000, 2003-2004
HIP	1989-1990	MEDIGAP	1996	WHYNOPL2	1996
HLTHCOV6	1989-1990	MEDIMAN	1996	WHYNOPLA	1997-2000
HLTHCOV7	1989-1990	MEDIMAN2	1997-1998	WHYNOPLB	1997-2000
HLTHLIST	1998-2000, 2002-2007	MILPLAN	1996-2013	WHYNOPLC	1997-2000
HLTHLST2	2007	OEMPLAN	1996-2013	WHYNOTX2	1996
HLTHNAME	1989-1990	OTHPLAN	1997-2013	_HCVU651	2014-2018
HLTHSRCE	2007	OTHRPLAN	1989-1990, 1996		

Health Care Insurance Problems

PLANPR_A	2000	PLANPR_D	2000	SATHCARE	2013
PLANPR_B	2000	PLANPR_E	2000		
PLANPR_C	2000	PLANPR_F	2000		

Physical/Checkup/Needs

CHECKNOT	1989	MDSEE	2009-2012	NOMED	2002, 2012, 2014-2018
CHECKUP	1987-2004	MDSEE2	2013-2018	NOMEDWHY	2002
CHECKUP2	2005-2018	NEEDDOC	1996-1999	SICKPLC	2002, 2004
HLTHCARE	2007	NOFMONEY	2014-2015	WHOCHECK	1989-1990

Primary Care Provider

HMOPPO	1996-2000	PLANLIST	1997-1998	PRIMPRAC	1999
ONEDOC	1989-1990	PRIMCARE	1993, 1995, 1997	PRIMSEE	1999
PERSDOC	2001-2018	PRIMDOCS	1996-2000		

Who Pays for Health Care

PAYHOSP	1991-1992	PAYNOGOC	2005-2013	PAYSICK	1991-1992
PAYNOGO	1991-2000	PAYPART1	1996-2000, 2009	PAYWELL	1991-1992
PAYNOGOB	2003-2004	PAYSELF	1989-1990		

Workplace Health Promotion

GOTOHPP	1989-1990	WORKHPP	1989-1990		
---------	-----------	---------	-----------	--	--

AIDS/HIV INFECTION

Beliefs About Transmission

CONDEFF	1993-1994	EXPWHERE18	2018	HIVCHG8	1997
CONDEFF2	1995-1996	GETAIDS	1993-1994	HIVPG	2001-2004
CONDOM	1990-1992	GETAIDS1	1994	HLTHWORK	1991-1992
CONDOM2	2001	GETAIDS2	1995-2000	INSECTS	1990
CONDOM3	2008, 2010	GETAIDS5	1993	MOM2BABE	1991-1992
CONDUSE	1993	HIVCHG	1995-1997	WHYNOPL2	1996
CONDUSE1	1994	HIVCHG3	1995-1996	WHYNOPLA	1997-2000
CONDUSE2	1995-2000	HIVCHG4	1995-1996	WHYNOPLB	1997-2000
DONATE	1990	HIVCHG5	1995-1996	WHYNOPLC	1997-2000
DONATE2	1991-1992	HIVCHG6	1997	WHYNOTX2	1996
EXPWHERE	2016-2017	HIVCHG7	1997		

Part V: Index to Variable Names by Subject
General Knowledge

AIDSDRUG	1990-1992	HIVIMPT	2001-2003	HLTHYAID	1993
AIDSHIV	1990-1992	HIVRAP	2006-2010	MEDTAIDS	1993
AIDSWELL	1990-1992	HIVRISK	2002-2005, 2008-2012		
HIVEFF	2001	HIVTRT	2001-2004		

HIV Testing

_AIDTST3	2014-2018	HIVRAP	2006-2010	TSTDATE	2014-2018
AIDSDON	1994-2000	LASTDON	1994	TSTDATE2	2005-2012
AIDSTEST	1993	LASTDON2	1995-1997	TSTDT_M	2001-2007, 2009-2013
AIDTST2	1994	LASTTEST	1993-1994	TSTDT_Y	2001-2007, 2009-2013
AIDTST3	1995-1997	LASTTST2	1995-1997	TSTRESLT	1994-2000
AIDTST4	1998-2000	REASTEST	1993-1994	TSTX	2004
AIDTST5	1998-2000	REASTST2	1995-1997	TSTWHERE	2013-2016
AIDTST6	2001	REASTST3	1998-2000	WHERETST	1993-1994
AIDTST7	2002-2003	REASTST4	2001	WHERTST3	1995-1997
AIDTST8	2004-2018	REASTST5	2002-2004	WHERTST4	1998-2000
CLINTYPE	2004	TEST1	1990-1992	WHERTST5	2001
COUNSEL	1993	TEST2	1990-1992	WHERTST6	2002-2003
COUNSEL2	1994	TESTWHO	2004	WHERTST7	2004-2010
COUNSEL3	1995-2000	TSTBLR1	1998-2000		
DONBLD12	1997-2000	TSTBLR2	1998-2000		

Tolerance Toward People With

AIDSCSS	1990-1992	AIDSGRD3	1995-1997	KNOWPWA	1994
AIDSCOOK	1990-1992	AIDSGRD4	1998-2000	SCHLAID2	1994
AIDSGRAD	1990-1992	AIDSWORK	1990-1992	SCHLAIDS	1993
AIDSGRD2	1994	CHILDK8	1990-1992	WORKAIDS	1993-1994

ALCOHOL
Acute Drinking, at risk of

BINGE	2008	BINGEWH2	2008	_RFDRHV4	2014
BINGEDRV	2003-2005	DRINKGE5	1984-1993, 1995-2004	_RFDRHV5	2015, 2017-2018
BINGEDR2	2008	DRNKGE5B	2005-2018	_RFDRMN4	2014
BINGEHOW	2003-2005	PREMXNUM	2008	_RFDRWM4	2014
BINGEPAY	2008	_RFBING5	2014-2018		
BINGEWHR	2003-2005	_RFDRACU	1984-1993, 1995-2011		

Alcohol Consumption, general

BEERNUM	2003-2004, 2005	DRKCUT	1996-2001	NLIQROCC	1984-1988, 1995-2000
BEERNU2	2008	DRKGLTY	1996-2001	NWINEOCC	1984-1988, 1995-2000
BINGEDRV	2003-2005	DRKLIQR	1984-1988, 1995-2000	PREMXNUM	2008
BINGEDR2	2008	DRKMORN	1996-2001	WINENUM	2003-2005
BINGEHOW	2003-2005	DRKWINE	1984-1988, 1995-2000	WINENU2	2008
BINGEPAY	2008	DRNKALC	2000-2001	_DRNKDRV	2016, 2018
BINGEWHR	2003-2005	DRNKALC2	2002-2018	_DRNKDY4	2014
BINGEWH2	2008	DRNKALC4	2009, 2011	_DRNKMO	1984-1992, 1995-2010
DRINKANY	1984-1992	DRNKANY1	1993, 1995-2004	_DRNKMO1	1993
DRNKANY5	2015-2018	DRNKANY3	2005-2010	_DRNKMO2	2011-2014

Part V: Index to Variable Names by Subject

DRINKDRI	1984-1993, 1995-2004, 2006, 2008, 2010, 2012- 2014, 2017- 2018	LIQRNUM	2003-2005	_DRNKWEK	2015-2018
DRINKNUM	2005-2018	LIQRNU2	2008	_DROCDY3	2015-2018
DRKALC	1989-1993	NALCOCC	1989-1993, 2001- 2004	_NBEERMO	1984-1988, 1995- 2000
DRKANOEY	1996-2001	NALCOCC3	2005-2018	_NLIQRMO	1984-1988, 1995- 2000
DRKBEER	1984-1988, 1995-2000	NBEEROCC	1984-1988, 1995- 2000	_NWINEMO	1984-1988, 1995- 2000
Chronic Drinking, at risk of					
RIDEDRNK	1993, 1995- 2002	_RFDRCH2	1995-2010	_RFDRDRI	1984-1993, 1995- 2004, 2008, 2010
_RFDRACU	1984-1993, 1995-2010	_RFDRCH3	2011, 2013	_RFRIDE	1993, 1995-2002
_RFDRCH1	1993	_RFDRCHR	1984-1992		

ARTHRITIS

ARTFND	2000-2003	ARTHTDY	2003, 2005, 2007, 2009, 2011	PREVENT	1988
ARTHCORE	1988	ARTHTDY2	2013, 2015, 2017	STIFF	2000-2001
ARTHDR	2000-2001	ARTHTYPE	2000	STIFF2	2002-2003, 2005, 2007
ARTHED	2003, 2005, 2007, 2009, 2011, 2013, 2015, 2017	ARTHWGHT	2003, 2005, 2007, 2009, 2011, 2013, 2015, 2017	SYMP3M	2002-2003, 2005, 2007
ARTHPA	2003, 2005, 2007, 2009, 2011, 2013, 2015, 2017	ARTHWORk	2002	SYMPARTH	2000-2001
ARTHPAIN	2009, 2011, 2013, 2015, 2017	ARTHWRK2	2003, 2005, 2009, 2011, 2013, 2015, 2017	TYPE	1988
ARTHPLAY	2009, 2011, 2013, 2015, 2017	JNTDOC	2001	_DRDXAR1	2014-2018
ARTHRIT	1984-1991, 1996	JNTDOC2	2002-2003, 2005, 2007	_LMTACT1	2015, 2017
ARTHRITC	2002	LIMITJN2	2002-2003, 2005- 2007, 2009, 2011, 2013, 2015, 2017	_LMTSCL1	2015, 2017
ARTHRITD	2003, 2005, 2007, 2009- 2018	LIMITJNT	2000-2001	_LMTWRK1	2015, 2017
Use of Complementary/Alternative Medicine for Arthritis					
ACUPUN	2001	DRTOLD	2001	MASSAGE	2001
ACUPUNFP	2001	ENERGY	2001	MASSFPD	2001
CHIRO	2001	ENERGYFP	2001	ORALSUP	2001
CHIROFP	2001	EXERFP	2001	RELAX	2001
DIETFP	2001	EXERMOV	2001	RELAXFP	2001
DRMED	2001	HELPPFP	2001	SELFHELP	2001
DRMEDFP	2001	HMPPTHY	2001	SPECDIET	2001
DRSUP	2001	HMPPTHYFP	2001	SUPFP	2001

ASTHMA, BRONCHITIS, MOLD, & PNEUMONIA

Adult (Respondent)

Part V: Index to Variable Names by Subject

**ADLTCALL	2006-2018	ASTHKID	2001-2002	COPDFLEM	2018
ASTH12	1998, 2000	ASTHMA	1984-1992, 1995-1997	COPDSMOK	2018
ASTH12B	2002, 2004	ASTHMA2	1998	DAMP	2012-2013
ASTH30	2002, 2004	ASTHMED	1998	MOLD1	2012
ASTHAGE	1998, 2001	ASTHMED2	2002, 2004	MOLD	2001, 2003
ASTHAGE2	2002, 2004-2005	ASTHNOW	2000-2018	MOLDPROB	2003
ASTHAGE3	2002	ASTHSLP	2002, 2004		
ASTHCOND	2001, 2005	ASTHSYX	2002, 2004	PNEUMHAD	1997
ASTHDR	1998, 2000	ASTHWORK	2001, 2005	PUBHOUS	2012-2013
ASTHDRX	2002, 2004	ASTHWRK2	2002, 2004	STATASTH	1991
ASTHEMX	2002, 2004	BRONCH	1984-1991	STATBRON	1991
ASTHEVE2	2001	**CALLBACK	2006, 2008-2013	_ASTHMS1	2014-2018
ASTHEVE3	2002-2018	COPDBRTH	2018	_CASTHM1	2014-2018
ASTHEVER	2000	COPDBTST	2018	_LTASTH1	2014-2018
ASTHFOL	2008	COPDCOGH	2018		
Child					
CHLDAST2	2012-2018	CHLDASTH	2005-2011, 2013	MOSTKNOW	2015-2018
CHLDASTB	2005-2018	**CHLDSCALL	2006-2018		

BREAST CANCER

Family History

BCFAM	1995	BCMEMP	1995	BCMEBD	1995
BCHAD	1995	BCMEMP	1995		

Screening

F40RXMAM	1995	MANYMAM	1995	_MAMM1	1987-2000
F50RXMAM	1995	WHOSIDEA	1989-1991	_MAMM2	1987-2000
HADMAM	1987-2000	WHYDONE	1987-2000, 2002, 2004, 2006, 2013	_MAMM3	1987-2000
HADMAM2	2002, 2004, 2006, 2008, 2010, 2012-2014, 2016	WHYNEVER	1989-1990	_MAMM4	1987-2000
HOWLONG	1987-1991	WHYNOT	1989-1990	_MAMM5	2002, 2004, 2006, 2010, 2012-2013
HOWLONG2	1992-2000, 2002, 2004, 2006, 2008, 2010, 2012-2014, 2016, 2018	_MAM5021	2014, 2016	_MAMM6	2002, 2004, 2006, 2010, 2012-2013
MAMMO	1987-1988	_MAM502Y	2014	_RFMAM2Y	2014, 2018

Mammography/CBE
Screening

CBEGUIDE	1995	F40GUIDE	1995	F50GUID3	1995
F40CBEG	1995	F50GUID2	1995	F50GUIDE	1995

Mammography, Who
Pays for

F40DFPAY	1995	F40INPAY	1995	F40SFPAY	1995
MAMMEDIA	1995				

Family History

BCFAM	1995	BCMEMA	1995	BCMEMP	1995
BCHAD	1995	BCMEMP	1995	BCMEMP	1995

Clinical Breast
Examination

HADBPE	1990-1991	WHYCBE	1992-2000, 2002, 2004, 2006	_CBE2	1992-2000
HADCBE	1992-2000	_BPE1	1990-1991	_CBE3	1992-2000

Part V: Index to Variable Names by Subject

HADCBE2	2002, 2004, 2006, 2008, 2010, 2012-2014	_BPE2	1990-1991	_CBE4	1992-2000
WHENBPE	1990-1991	_BPE3	1990-1991	_CBE5	2002, 2004, 2006, 2010, 2012, 2013
WHENCBE	1992-2000, 2002, 2004, 2006, 2008, 2010, 2012-2014	_BPE4	1990-1991	_CBE6	2002, 2004, 2006, 2010, 2012-2013
WHYBPE	1990-1991	_CBE1	1992-2000		
Self-Examination					
LUMPOFT	1988-1993	LUMPTOLD	1989-1993	_BSE2	1988-1993
LUMPS	1988-1993	_BSE1	1988-1993		
CALIFORNIA WOMEN'S HEALTH SURVEY AND WOMEN'S HEALTH					
BCDIFF	2013	HADPAP2	2002, 2004, 2006, 2008, 2010, 2012-2014, 2016, 2018	NOEXA2_B	2013
CALFRESH	2013	HCPRO_A	2013	NOEXA2_C	2013
CALSIZE	2012-2013	HCPRO_B	2013	NOEXA2_D	2013
CHLMTST4	2013	HCPRO_C	2013	NOEXA2_E	2013
COLONAGE	2013	HCPRO_D	2013	NOEXA2_F	2013
CRIME	2013	HCPRO_E	2013	NOEXA2_G	2013
DIET12M	2013	HCPRO_K	2013	NOEXA2_H	2013
DISCEVER	2013	HCPRO_L	2013	NOEXA2_I	2013
DISDISAB	2013	HCPROVI3	2013	NOEXA2_J	2013
DVABUSE	2017-2018	HCPROVID	2013	NOEXATX	2013
DVBC	2017-2018	HOWLE_A	2013	PLEASNT	2013
DVCHILD	2017-2018	HOWLE_B	2013	PROBPRE4	2013
DVCNTROL	2013, 2017-2018	HOWLE_C	2013	SCHLMEAL	2013
DVFEAR2	2013	HOWLE_D	2013	SELFWGHT	2013
DVFEAR3	2017	HOWLE_E	2013	STDTEST	2013
DVRELATN	2013	HOWLE_F	2013	STDTEST2	2013
DVTOUCH	2017	HOWLE_G	2013	TRAFFIC	2013
EMOUPSET	2013	HOWLE_H	2013	VEGCLASS	2013
EXBMODM2	2013	HOWLE_I	2013	WHENCBE	2013
FARMRMKT	2013	HOWLE_O	2013	WHENPAP2	1992-2000, 2002, 2004, 2006, 2008, 2010, 2012-2014, 2016, 2018
FOODBANK	2013	HOWLONG2	1992-2000, 2002, 2004, 2006, 2008, 2010, 2012-2014, 2016, 2018	WHOSX12M	2013
FVACTIVE	2013	HOWLOSE	2013	WHYCBE2	2013
GYNEXAM	2013	INFERTI3	2013	WHYDONE	2013
HADCBE2	2013	INFOHELP	2013	WHYNOTDB	2013
HADMAM2	2002, 2004, 2006, 2008, 2010, 2012-2014, 2016, 2018	NOEXA2_A	2013		
CAREGIVING					
CAREGIV4	2009, 2012	CARELONG	2012, 2016	CRGVEXPT	2016
CAREGIV5	2016	CAREPROB	2012, 2016	CRGVHOUS	2016

Part V: Index to Variable Names by Subject

CAREGIVE	2000	CAREPROB1	2016	CRGVMST2	2016
CAREHELP	2012	CAREPROBTXT	2016	CRGVPER5	2016
CAREHOUR	2012	CARERELA	2012, 2016		
CAREHOUR1	2016	CARESEX	2012		
CERVICAL CANCER SCREENING					
HADPAP	1988-2000,	WHENPAP2	1992-2000, 2002, 2004, 2006, 2008, 2010, 2012-2014, 2016	_PAP6	1992-2000, 2002, 2004, 2006, 2010, 2012
HADPAP2	2002, 2004, 2006, 2008, 2010, 2012-2014, 2016, 2018	WHYPAP	1992-2000, 2002, 2004, 2006	_PAP7	1992-2000, 2002, 2004, 2006, 2010, 2012-2013
HYSTER	1989	_PAP1	1990-1991	_PAP8	1992-2000, 2002, 2004, 2006, 2010, 2012-2013
HYSTER2	1990-2000, 2002, 2004, 2006, 2008, 2010, 2012, 2014, 2016, 2018	_PAP2	1990-1991	_RFPAP32	2014
PAP	1988-1991	_PAP3	1988-1991	_RFPAP33	2014, 2016, 2018
PAPTOLD	1989	_PAP4	1988-1991		
WHENPAP	1988-1991	_PAP5	1992-2000, 2002, 2004, 2006, 2010, 2012		
COLORECTAL & PROSTATE CANCER SCREENING					
<i>Digital Rectal Examination</i>					
DRE	1988-1993	NOSCR_B	2012, 2014	WHENDRE2	2001-2002, 2004, 2006, 2008, 2010
EFFTEST	2012-2014	NOSCR_C	2012, 2014	_DRE1	1988-1992
HADDRE	1988-1995	NOSCR_D	2012, 2014	_DRE193	1993
HADDRE2	2001	NOSCR_E	2012, 2014	_DRE1A	1995
HADDRE3	2002, 2004, 2006, 2008, 2010	NOSCR_F	2012, 2014	_DRE2	1988-1992
MOSTEFF	2012-2014	NOSCR_G	2012, 2014	_DRE293	1993
NOSCREEN1	2013-2014	NOSCR_H	2012, 2014	_DRE2A	1995
NOSCREEN2	2014	NOSCR_I	2012, 2014	_DRE3A	1995, 2001-2002, 2004, 2006, 2010
NOSCREEN	2012-2014	NOSCR_J	2012, 2014	_DRE4A	1995, 2001-2002, 2004, 2006
NOSCR_A	2012, 2014	WHENDRE	1988-1993, 1995		
<i>Proctoscopic/Sigmoidoscopic Examination</i>					
HADPROC	1988-1993	SIGMOID1	2012-2014	_CRCREC	2014, 2016, 2018
HADSIG	1995, 1997	SIGMOID2	2012-2014	_PROC193	1993
HADSIG2	1999	SIGORCOL	2008, 2010, 2012-2014, 2016, 2018	_PROC293	1993
HADSIG3	2001-2002, 2004, 2006, 2008, 2010, 2012, 2014, 2016	WHENPROC	1988-1993	_PROCTO1	1988-1992

Part V: Index to Variable Names by Subject

HADSIG4	2013, 2016, 2018	WHENSIG	1995	_PROCTO2	1988-1992
NOTSIGCO	2008	WHENSIG2	1997	_RFSIGM2	2014
PROCTO	1988-1993	WHENSIG3	1999	_SIGMO3	2001-2002, 2004, 2006, 2010, 2012-2013
PROCTOLD	1989	WHENSIG4	2001-2002, 2004, 2006, 2008, 2010, 2012-2014, 2016, 2018	_SIGMO4	2001-2002, 2004, 2006, 2010, 2012-2013
RECSIGCOL	2008	_COL10YR	2014, 2016, 2018		
Prostate Cancer and Prostate Specific Antigen Testing					
HADDRE3	2002, 2004, 2006, 2008, 2010	PSAHAD	1993, 1995, 1997, 1999	PSAWHY	1993, 1995, 1997, 1999, 2012
PROSDR	2001	PSAHAD2	2001-2002, 2004, 2006, 2008, 2010, 2012, 2014, 2016, 2018	WHENDRE2	2001-2002, 2004, 2006, 2008, 2010
PROSDR2	2002, 2004, 2006, 2008, 2010	PSAHEAR	1993, 1995, 1997, 1999	_PSA1	1997, 1999
PROSFAM	2001	PSAMAIN	2012	_PSA2	1997, 1999
PSADRADV	2012, 2014, 2016, 2018	PSAMAIN1	2014, 2016, 2018	_PSA3	2001-2002, 2004, 2006, 2010, 2012
PSADRDIS	2012, 2014, 2016, 2018	PSAWHEN	1993, 1995, 1997, 1999	_PSA4	2001-2002, 2004, 2006, 2010, 2012
PSADRREC		PSAWHEN2	2001-2002, 2004, 2006, 2008, 2010, 2012, 2014, 2016	_RFPSA21	2014, 2016
	2012, 2014, 2016, 2018				
Stool Blood Testing					
ADDBARI	2012-2014	HADSTLHM	1997, 1999, 2001-2002, 2004, 2006, 2008, 2010, 2012-2014, 2016, 2018	_HFOB3YR	2014, 2016, 2018
ADDBLST	2012-2014	HADSTOOL	1988-1992, 1995	_RFBLDS2	2014
ADDCOLO	2012-2014	STOOL	1988-1992	_RFBLDS3	2014, 2016
ADDCTCOL	2012-2013	WHENSTO	1988-1992, 1995	_STOOL1	1988-1992
ADDSIGM	2012-2014	WHENSTO2	1997-1999	_STOOL1A	1995, 1997, 1999, 2001-2002, 2004, 2006, 2010, 2012-2013
ADDSURG	2012-2014	WHENSTO3	2001-2002, 2004, 2006, 2008, 2010, 2012-2014, 2016, 2018	_STOOL2	1988-1992
DOCSTLHM	2008	RESSTLHM	2008	_STOOL2A	1995, 1997, 1999, 2001-2002, 2004, 2006, 2010-2013
HADSTL1	2012-2014	_FOBTFS	2014, 2016, 2018		
HADSTL3	2012-2014	_FS5YR	2014, 2016, 2018		
DEMOGRAPHICS					
Respondent Characteristics					
AGE	1984-2018	ORACE2AB_3	2015-2018	SOCIAL7	2009, 2013
DRIVECAR	2000-2002	ORACE2AB_4	2015-2018	SOCIAL8	2009, 2013
EDUCA	1984-1992, 1995-2018	ORACE2AB_5	2015-2018	SPANENG	1998-2006
EDUCA2	1993-1994	ORACE2AB_6	2015-2018	SPANEN2	2007-2018

Part V: Index to Variable Names by Subject

EDUCAC	2014-2018	ORACE2AB_7	2015-2018	SPANINT	1992-1997
EMPL12M	2007	ORACE2AB_8	2015-2018	TOTEMPL	2009-2012
EMPLOY	1984-1992	ORACE2AB_9	2015-2018	TOTEMPL2	2011-2016
EMPLOY2	1993-2018	ORACE2AB_10	2015-2018	TRNSGNDR	2016-2018
F40	1995	ORACE2AB_11	2015-2018	SXORIEN2	2006-2018
F40A	1995	ORACE2AB_12	2015-2018	SXORIEN2_O1	2014-2018
F40B	1995	ORACE2AB_13	2015-2018	WORKH_A	1997
F40C	1995	ORACE2AB_14	2015-2018	WORKHRS	1996-1999
F40NUM	1995	ORACE2AB_15	2015-2018	WT12M	2007-2009
FIPS	2008-2011	ORACE2AB_16	2015-2018	WTKG3	2014-2018
FIRMSIZ2	1997-2000	ORACE2AB_18	2015-2018	_AGE_G	2014-2018
FIRMSIZE	1996	ORACE2AB_19	2015-2018	_AGE65YR	2014-2018
FIRMTYPE	1996-1998	ORACE2x	1995-2013	_AGE80	2014-2018
HEIGHT	1984-2018	ORACE3	1995-2014	_AGEG	1984-2018
HISP3	2002-2012	ORACE3_A	2001-2014	_AGEG2	1998
HISP4	2013-2018	ORACE3_B	2001-2014	_AGEG5YR	2014-2018
HISPANC3	2014-2018	ORACE3_C	2001-2014	_AGEGB	1984-2013
HISPANIC	1984-2001	ORACE3_D	2001-2014	_AGEGC	1984-2018
HISPCUB	2013-2018	ORACE3_E	2001-2014	_APA	2014-2018
HISPMEX	2013-2018	ORACE3_F	2001-2014	_CSA	2014-2018
HISPOTH	2013-2018	ORACE3A	2014-2018	_DENSTR	2014-2018
HISPPR	2013-2018	ORACE3A_1	2015-2018	_EDUCAG	2014-2018
HRHCW1	2009-2015	ORACE3A_2	2015-2018	_GEOSTR	2014-2018
HRHCW2	2009-2013, 2015	ORACE3A_3	2015-2018	_HISPANC	2014-2018
HTF	1984-2012	ORACE3A_4	2015-2018	_IMPAGE	2014-2018
HTI	1984-2012	ORACE3A_5	2015-2018	_IMPEDUC	2014-2018
JOBLONG	1996-1998	ORACE3A_6	2015-2018	_IMPMRTL	2014-2018
LIKEWT	1989, 1994, 2000, 2003	ORACE3A_8	2015-2018	_IMPRACE	2014-2018
MARITAL	1984-2018	ORACE3A_9	2015-2018	_IMPSEX	2016-2018
MILITARY	2000, 2003- 2007	ORACE4	2001-2013	_M_RACE	2014-2018
MILITAR2	2008,2012- 2018	ORACE4A	2014-2018	_MAXVO2	2015, 2017
MILITAR3	2009-2011	REGION	2009-2012	_METVL21	2015, 2017
MILSTAT	2000	SEX	1984-2015	_MRACE1	2014-2018
MILSTATB	2003-2004	SEX1	2016-2017	_PRACE1	2014-2017
MONTHDUE	1988-1992	SEX2	2018	_PSU	2014-2018
MRACE1	2014-2018	SICTXT	1997-1999	_RACE	1984-2013
NCHH	2014	SICTXT2	1997-1999	_RACECDC	2014-2018
NPHH	2014	SKINTONE	1993, 1995, 1997	_RACEG	1984-2018
ORACE	1984-2000	SOCIAL1	2009	_RACEG21	2014-2018
ORACE2	1995-2000	SOCIAL2	2009, 2013	_RACEGR	1984-2018
ORACE2A	1998-2012	SOCIAL3	2009, 2013	_RACEGR3	2014-2018
ORACE2AB	2013-2014	SOCIAL4	2009, 2013	_RACE_G1	2014-2018
ORACE2AB_1	2015-2018	SOCIAL5	2009, 2013	_STATE	1992-2018
ORACE2AB_2	2015-2018	SOCIAL6	2009, 2013		
PREGNANT	1985-2018	_METVL11	2015, 2017		
Household Characteristics					
CELL	2008-2016	HHSIZE	1996-2018	ONEMONT7	2012-2018
CELL17	2017	HOUSTYPE	2009-2018	ONEMONT8	2012-2018
CELLPHONE	2008-2011	HOUSTYPE_O1	2014-2018	ONEMONT9	2012-2018
CELSHARE	1997-2011	INCOM01	2001-2011	OLDCHILD	1993-2011
CHIDAGE	1993-2018	INCOM02	2012-2018	OWNHOME	2011-2018
CHILD18	1993-2018	INCOM94	1994-2000	PHONE93	1993-2012, 2014- 2018
CHILD1	1993-2018	INCOMCDC	2008-2012, 2014- 2018	SCHCHILD	1993
CHILD2	1993-2018	INTERNET	2013-2017	THRESH00	2001, 2013
CHILD3	1993-2018	NOPHON	2003-2004	THRESH01	2002-2003

Part V: Index to Variable Names by Subject

CHILD4	1993-2018	NOPHON2	2005-2010	THRESH02	2004-2007, 2009-2010, 2012
CHILD5	1993-2018	NUMADULT	1995-2012, 2014-2018	THRESH94	1994-1995
CHILD6	1993-2018	NUMHOLD	1993-2000	THRESH95	1996
CHILD7	1993-2018	NUMHOLD2	2001-2018	THRESH96	1997
CHILD8	1993-2018	NUMMEN	1985-2012, 2014-2018	THRESH97	1998
CHILD9	1993-2018	NUMPHON2	1993-2000	THRESH98	1999
CHLDLT18	1992	NUMPHON3	1993-2004	THRESH99	2000
CHLDLT4	1986, 1988	NUMPHON4	2005-2018	_DUALCOR	2014-2018
CHLDLT5	1997-2011	NUMPHONS	1984-1992	_DUALUSE	2014-2018
CHLDLT6	1992-1996, 2009-2011	NUMWOMEN	1985-2012, 2014-2018	_IMPHOME	2014-2018
CHILD512	1993-2011	ONEMONT1	2012-2018	_IMPDPH	2014-2018
CPCTSHAR	2008-2011	ONEMONT2	2012-2018	_INCOMG	2014-2018
INCOME	1984-1993	ONEMONT3	2012-2018	_POVST	1995-2000
LEADADOP	2010	ONEMONT4	2012-2018	_POVSTB	1999-2000
LEADADP2	2012	ONEMONT5	2012-2018	_POVSTC	2001-2007
CPCTUSE	2008-2013	ONEMONT6	2012-2018	_POVSTD	2008-2018

**Household Selected
Child Characteristics**

RCHISLA1	2014-2018	CH_RA2AB_10	2015-2018	CH_RACE3A_5	2015-2018
RCSBRAC1	2014-2018	CH_RA2AB_11	2015-2018	CH_RACE3A_6	2015-2018
RCSRACE1	2005-2018	CH_RA2AB_12	2015-2018	CH_RACE3A_8	2015-2018
CH_BO_MO	2005-2018	CH_RA2AB_13	2015-2018	CH_RACE3A_9	2015-2018
CH_BO_YR	2013-2018	CH_RA2AB_14	2015-2018	CH_REL	2006-2018
CH_HCUB	2005-2012	CH_RA2AB_15	2015-2018	CH_SEL	2005-2018
CH_HISP	2013-2018	CH_RA2AB_16	2015-2018	CHDDATE2	2004-2018
CH_HISP2	2013-2018	CH_RA2AB_18	2015-2018	CHILDAGE	2014-2018
CH_HMEX	2013-2018	CH_RA2AB_19	2015-2018	CRACASC1	2014-2018
CH_HOTH	2013-2018	CH_RACE4	2007-2013	CRACORG1	2014-2017
CH_HPR	2009-2010	CH_RACE4A	2014-2018	_CHISPNC	2014-2018
CH_MNTH	2013-2015	CH_RAC	2005-2013	_CHLDCNT	2014-2018
CH_RA2AB	2015-2018	CH_RAC_A	2005-2014	_CHTRACE	2005-2012, 2015
CH_RA2AB_1	2015-2018	CH_RAC_B	2005-2014	_CHRC_G	2005-2009, 2013
CH_RA2AB_2	2015-2018	CH_RAC_C	2005-2014	_CHRC_GR	2005-2009, 2013
CH_RA2AB_3	2015-2018	CH_RAC_D	2005-2014	_CPRACE	2014-2018
CH_RA2AB_4	2015-2018	CH_RAC_E	2005-2014	_CRACE1	2014-2018
CH_RA2AB_5	2015-2018	CH_RAC_F	2005-2014	_IMPCAGE	2014-2018
CH_RA2AB_6	2015-2018	CH_RACE3A_1	2015-2018	_IMPCRAC	2014-2018
CH_RA2AB_7	2015-2018	CH_RACE3A_2	2015-2018	_IMPCSEX	2014-2018
CH_RA2AB_8	2015-2018	CH_RACE3A_3	2015-2018		
CH_RA2AB_9	2015-2018	CH_RACE3A_4	2015-2018		

Residence

COUNTY	1988-2013, 2015-2018	ZIPCODE	1991-2001, 2003-2016	_IMPHOME	2014-2015
COUNTY1	1993-2018	ZIPCODE17	2017	_REGION	2014-2018
O_STATE	2014-2018	_IMPCTY	2014-2015		

**Residence Dampness
and Mold**

DAMP1	2013	RENTOWN	2013		
-------	------	---------	------	--	--

DENTAL HEALTH
Adult, General

DENTCLN	1999-2000, 2002, 2004, 2006, 2008, 2010	LOSTEETH	1995, 1997, 1999, 2000, 2002, 2004	WHENDNT3	2002, 2004, 2006, 2008, 2010, 2012, 2014, 2016
DENTNOGO	1995, 1997, 2000	LOSTETH2	2006, 2008, 2010, 2012, 2014, 2016, 2018	_ALTETH2	2014, 2016

Part V: Index to Variable Names by Subject

DENTPLAN	1993-1994	LOSTOOTH	1994	_ALTETH3	2018
DENTPLN1	1994, 1996	PERIDONT	1997	_ALTETHW	2014
DENTPLN2	1995, 1997, 2000, 2016, 2018	TACHE7	1991	_DENVST2	2014, 2016
FLUOCOST	1996	WHENDENT	1991-1993	_DENVST2	2018
FLUORIDE	1991-1996	WHENDNT2	1995, 1997, 1999- 2000	_EXTETH2	2014, 2016
FLWATER	1993-1994	WHENDNT2	1995, 1997, 1999- 2000	_EXTETH3	2018
Children, General					
DENTACC	1993	DENTCHK	1993	SEALANT	1993-1994, 2000
DENTAGE	1993	HADSEAL	1993-1994	SEALPURP	1993
Children, School Based Programs					
FLRINSE	1993	FLVIT	1993	SCHCHILD	1993
Children, Dental Insurance Coverage					
DENTCOST	1993-1994	DENTICAL	1993-1994	DENTMIL	1993-1994
DENTPLAN	1993-1994				
Infants					
BBDT	1993	BEDBOTTL	1993		
Smokeless Tobacco, Effects on					
DCCTCHNG	1996	MOUTHCH	1986	TOOTHDEC	1986
GUMDIS	1986	TEETHSTA	1986		
DIABETES					
CHKGDY	2015	DIABCOR2	2004-2012	DIABLIC	1993
CHKGLU	1994-2011, 2015	DIABCOR3	2013-2018	DIABOTH1	1996
CHKGLU_1	2017	DIABCORE	1988-1992	DIABPILL	2000-2007
CHKGMO	2015	DIABCRSE	2000-2013, 2015, 2017	DIABPRVN	2005-2009
CHKGWK	2015	DIABDOC	1994	DIABRISK	2005-2009
CHKGYR	2015	DIABDOC2	1994-2011, 2015, 2017	DIABVIS	1993
CHKSORDY	2015	DIABDOC3	2001-2013, 2015, 2017	FEETSORE	2000-2007
CHKSORE	1994-2013, 2015, 2017	DIABDOCB	1994-1999	HEARDGH	1994-1999
CHKSORE2	2000-2011, 2015, 2017	DIABDOCC	2000	HYPOGLY1	2009
CHKSORMO	2015	DIABEYE	2013	HYPOGLY2	2009
CHKSORWK	2015	DIABETES	1984-1988	INSOFT	1994
CHKSORYR	2015	DIABF_A	2004-2009	INSOFT2	1995-1999
DCCTCD	1996	DIABF_B	2004-2009	PREDIAB	2005-2010
DCCTCHNG	1996	DIABF_C	2004-2009	PREDIAB2	2014
DCCTHEAR	1996	DIABF_D	2004-2009	PREDMBGT	2008-2010, 2012, 2014, 2017
DCCTII	1996	DIABF_E	2004-2009	RETINHAD	2000-2012, 2015, 2017
DCCTIP	1996	DIABF_F	2004-2009	VISCHK	1994
DCCTLW	1996	DIABF_G	2004-2009	VISCHK2	1995-2011, 2015, 2017
DCCTOM	1996	DIABF_H	2004-2009	VISCHK3	2011-2012
DCCTRF	1996			VISFAR	1994-1999
DCCTSI	1996	DIABF_I	2004-2009	VISNEAR	1994-1999
DIABAGE	1993-2011, 2014-2018	DIABF_J	2004-2009	VISTV	1994-1999
DIABCDC	2006-2011	DIABGEST	1995-2011, 2013		
DIABCOR1	1993-2003	DIABINS	1993-2011, 2015, 2017		

Part V: Index to Variable Names by Subject
DIET

ADDSALT	1984-1988, 2010	FSTFO_A1	2013	SODAMO	2014-2015
FAT	1988	FSTFOOD1	2011-2013	SODAPOP	2011-2015, 2017- 2018
FIBER	1988	FSTFOOD2	2011-2013	SODAWK	2014-2015
FSTFDDY	2014-2015	FSTFOOD3	2013-2015	SWTDRDY	2014-2015
FSTFDMO	2014-2015	REDCHOL1	1987	SWTDRINK	2011-2015, 2017- 2018
FSTFDWK	2014-2015	REDMEAT	1984	SWTDRMO	2014-2015
FSTFO_A	2013	SODADY	2014-2015	SWTDRWK	2014-2015

Dietary Supplements

AURAN	2004	AURNR_E	2004	GINGR_B	2005
AURNDR	2004	AURNRATE	2004	GINGR_C	2005
AURNEFF	2004	AURNREAS	2004	GINGR_D	2005
AURNOFT	2004	GINGDR	2005	GINGR_E	2005
AURNR_B	2004	GINGEFF	2005	GINGR_F	2005
AURNR_C	2004	GINGKO	2005	GINGRATE	2005
AURNR_D	2004	GINGR_A	2005	STOPSUP	2001

Fruit and Vegetable Consumption

APPLES	1989	OTHRVMO	2015	_FRUTDA1	2015
BEANDY	2014-2015	OTHRVWK	2015	_FRUTDA2	2017
BEANMO	2014-2015	POTATO2	2001	_FRUTSU1	2017
BEANS11	2011-2015	POTATO09	2009	_FRUTSUM	2015
BEANS09	2009	POTATOES	1990-1991, 1994, 1996, 1998, 2000, 2002-2010	_FTJUDA1	2015
BEANWK	2014-2015	SALAD	1990, 1991, 1994, 1996, 1998, 2000- 2010	_FTJUDA2	2017
CARROTS	1990-1991, 1994, 1996, 1998, 2000- 2010	SALSA	2001	_GREND1	2017
CITRUS	1989	SERVADAY	1991	_GRENDAY	2015
CRUCIFER	1989	VEG	1989	_JUICE	1990-1991
FARMRMKT	2013, 2015	VEG02	2001	_JUICE11	2011-2013
FRTVEG	2001	VEG90	1990-1991, 1994, 1996, 1998, 2000, 2002-2010	_JUICE2	2001
FRUDY	2014-2015	VEGGRE11	2011-2015	_JUICE94	1994, 1996, 1998, 2000, 2002-2010
FRUIT	1989	VEGGRDY	2014-2015	_MISFRT1	2017
FRUIT2	2001	VEGGRMO	2014-2015	_MISFRTN	2015
FRUIT09	2009	VEGGRWK	2014-2015	_MISVEG1	2017
FRUIT11	2011-2015	VEGORA11	2011-2015	_MISVEGN	2015
FRUIT17	2017	VEGORDY	2014-2015	_MIXEDVG	2001
FRUIT90	1990-1991, 1994, 1996, 1998, 2002- 2010	VEGORMO	2014-2015	_ORNGDAY	2015
FRUMO	2014-2015	VEGORWK	2014-2015	_OTHRVE11	20011-2013
FRUWK	2014-2015	WORKFV	2015	_POTADA1	2017
FVMKT3	2015	_BEANS11	2011-2013	_POTATO	1990-1991, 1994, 1996, 1998, 2000, 2002-2010
FVMKT4	2015	_BEANDAY	2015	_POTATO2	2001
GARDEN	2015	_CARROT	1990-1991, 1994, 1996, 1998, 2000- 2010	_SALAD	1990, 1991, 1994, 1996, 1998, 2000-2010

Part V: Index to Variable Names by Subject

GREENS	1989	_DIET	1990-1991, 1994, 1996, 1998, 2000- 2010	_SALSA	2001
GREENS09	2009	_DIET11	2011-2013	_VEG02	2001
JUCDY	2014-2015	_DIET112	2011-2013	_VEG23	2015
JUCMO	2014-2015	_DIET2	2004-2010	_VEG23A	2017
JUCWK	2014-2015	_FRT16	2015	_VEG90	1990-1991, 1994, 1996, 1998, 2000, 2002-2010
JUICE	1990-1991	_FRT16A	2017	_VEGEDA1	2015
JUICE2	2001	_FRTL1	2015	_VEGEDA2	2017
JUICE09	2009	_FRTL1A	2017	_VEGESU1	2017
JUICE11	2011-2015	_FRNCHDA	2017	_VEGESUM	2015
JUICE17	2017	_FRTRES1	2017	_VEGETE1	2017
JUICE94	1994, 1996, 1998, 2000, 2002, 2004- 2010	_FRTRESP	2015	_VEGETEX	2015
MIXEDVEG	2001	_FRUIT11	2011-2013	_VEGLT1	2015
OTHRF09	2009	_FRUIT2	2001	_VEGLT1A	2017
OTHRVDY	2015	_FRUIT90	1990-1991, 1994, 1996, 1998, 2000, 2002-2010	_VEGORA11	2011-2013
OTHRVE11	2015	_FRUITE1	2017	_VEGRES1	2017
OTHRVG11	2011	_FRUITEX	2015	_VEGRES1	2015

**DIETHYSTILBESTRO
L (DES) EXPOSURE**

DESCANC	1994	DESMOM2	1994	DESSON	1994
DESDAUT	1994	DESPREG	1994	PREGEVER	1994
DESHEARD	1994	DESPREG2	1994		
DESMOM	1994	DESPROB	1994		

DISCRIMINATION

DISCLOAN	2014	WHYEDUC_7	2014		
DISCMOVE	2014	WHYEDUC_8	2014	WHYLOAN_12	2014
DISEDUC	2014	WHYEDUC_9	2014	WHYLOAN_13	2014
JOBDENY	2014	WHYEDUC_10	2014	WHYLOAN_14	2014
JOBHIRE	2014	WHYEDUC_11	2014	WHYLOAN_O1	2014
POLICE	2014	WHYEDUC_12	2014	WHYMOVE_1	2014
RACEFEEL	2002	WHYEDUC_13	2014	WHYMOVE_2	2014
RACEHLTH	2002	WHYEDUC_14	2014	WHYMOVE_3	2014
RACEOTHR	2002	WHYEDUC_O1	2014	WHYMOVE_4	2014
RACEPHYS	2002	WHYHIRE_1	2014	WHYMOVE_5	2014
RACETHNK	2002	WHYHIRE_2	2014	WHYMOVE_6	2014
RACEWORK	2002	WHYHIRE_3	2014	WHYMOVE_7	2014
RRCLASS2	2013	WHYHIRE_4	2014	WHYMOVE_8	2014
RRCOGNT2	2013	WHYHIRE_5	2014	WHYMOVE_9	2014
WHYDENY_1	2014	WHYHIRE_6	2014	WHYMOVE_10	2014
WHYDENY_2	2014	WHYHIRE_7	2014	WHYMOVE_11	2014
WHYDENY_3	2014	WHYHIRE_8	2014	WHYMOVE_12	2014
WHYDENY_4	2014	WHYHIRE_9	2014	WHYMOVE_13	2014
WHYDENY_5	2014	WHYHIRE_10	2014	WHYMOVE_14	2014
WHYDENY_6	2014	WHYHIRE_11	2014	WHYMOVE_O1	2014
WHYDENY_7	2014	WHYHIRE_12	2014	YPOLICE_1	2014
WHYDENY_8	2014	WHYHIRE_13	2014	YPOLICE_2	2014
WHYDENY_9	2014	WHYHIRE_14	2014	YPOLICE_3	2014
WHYDENY_10	2014	WHYHIRE_O1	2014	YPOLICE_4	2014
WHYDENY_11	2014	WHYLOAN_1	2014	YPOLICE_5	2014
WHYDENY_12	2014	WHYLOAN_2	2014	YPOLICE_6	2014
WHYDENY_13	2014	WHYLOAN_3	2014	YPOLICE_7	2014
WHYDENY_14	2014	WHYLOAN_4	2014	YPOLICE_8	2014

Part V: Index to Variable Names by Subject

WHYDENY_O1	2014	WHYLOAN_5	2014	YPOLICE_9	2014
WHYEDUC_1	2014	WHYLOAN_6	2014	YPOLICE_10	2014
WHYEDUC_2	2014	WHYLOAN_7	2014	YPOLICE_11	2014
WHYEDUC_3	2014	WHYLOAN_8	2014	YPOLICE_12	2014
WHYEDUC_4	2014	WHYLOAN_9	2014	YPOLICE_13	2014
WHYEDUC_5	2014	WHYLOAN_10	2014	YPOLICE_14	2014
WHYEDUC_6	2014	WHYLOAN_11	2014	YPOLICE_O1	2014
GAMBLING					
GAMBLE	2015	GAMBLE2	2015, 2018	GAMBLE4	2015, 2018
GAMBLE1	2015, 2018	GAMBLE3	2015, 2018		
HEALTH STATUS					
<i>Adverse Childhood Experiences (ACE)</i>					
ACEADLHT	2008-2009, 2011, 2013, 2015, 2017	ACEHTKDS	2008-2009, 2011, 2013, 2015, 2017	ACENGLCT	2008-2009, 2013
ACEADLH2	2011	ACDHTKD2	2011	ACESEX	2011, 2013
ACEALC	2008-2009, 2011, 2013, 2015, 2017	ACEINSLT	2008-2009, 2011, 2013, 2015, 2017	ACESXABU	2008-2009
ACEDEPRS	2008-2009, 2011, 2013, 2015, 2017	ACEINSL2	2011	ACETCHT	2011, 2013
ACEDRGS	2008-2009, 2011, 2013, 2015, 2017	ACEJAIL	2008-2009	ACETCHU	2011, 2013, 2015, 2017
ACEDVRCE	2008-2009, 2011, 2013, 2015, 2017	ACEJAIL2	2011-2013, 2015, 2017		
<i>Cognitive Health</i>					
CIM	2008-2009	CIM_CNDG	2008-2009	CIM_HHLD1	2015
CIM_AGE	2008-2009, 2011	CIM_DISB	2008-2009, 2011-2012	CIM_MEDS	2008-2009, 2011-2012
CIM_AGE2	2012	CIM_DISC	2015	CIM_NEED	2015
CIM_ALZH	2008-2009, 2011-2012	CIM_FOUR	2008-2009, 2011-2012	CIM_THNK	2008-2009, 2011-2012, 2015
CIM_CARE	2008-2009, 2011-2012	CIM_HELP	2015	CIM_WORK	2008-2009, 2011-2012, 2015
CIM_CHNG	2008-2009, 2011-2012	CIM_HHLD	2008-2009, 2011-2012		
<i>General Health</i>					
BOTHPOOR	1995-1996	MENTHLTH	1993-2018	POORHLTH	1993, 1997-2018
DRALCOH	2011	MENTPOOR	1995-1996	_PHYS14D	2016-2018
GENHLTH	1993-2018	PHYSHLTH	1993-2018	_RFHLTH	2014-2018
HLTHCOND	2007	PHYSPOOR	1995-1996		
HLTHGOOD	1984-1992	POORHLT3	1995-1996		
<i>Health Awareness</i>					
POWERLB	2002	PREVGUNS	1996-2000	PREVPROG	1996
PREVALC	1996-2000	PREVP_A	1997-2000	PREVSMK	1996-2000
PREVDIET	1996-2000	PREVP_B	1997-2000	PREVSTD	1996-2000
PREVEXER	1996-2000	PREVP_C	1997-2000		
<i>Environmental Health</i>					
AIRALT	2005	AIRHRD	2005	ENVAIR	2004
AIRDR	2005	AIRQUAL	2005	ENVAIRB	2004
<i>Food Security</i>					
AFRDMEAL	2003-2013	FDSTMAPP	2003-2010	OUTOFFD	2003-2013
CHFOOD	2005-2009	FDSTMREC	2004-2007	SCHLMEAL	2006-2009
CUTMEAL	2003-2013	FDSTMRE2	2008-2010	SNAP	2011-2013
CUTOFT	2004-2013	FDSTMRE3	2011-2015	SNAPCLASS	2014-2015

Part V: Index to Variable Names by Subject

EATLESS	1991-1996, 1998-1999	FOODAST	1996	WIC2	2011-2015
EATLESSC	2003-2013	FOODSTMP	1996		
EVRHNGRY	2003-2013	MEALWHEL	1996		
Mental Health					
ANXEVER	2006, 2008, 2010	KESSLER8	2007, 2009, 2012	PTSD5	2006-2008
DAYSANX	1996, 2000, 2002, 2003, 2005	KESSLER9	2007, 2009, 2012	TSSSRELA	2010-2013
DAYSLEEP	1996, 2000, 2002, 2003	KESSLE10	2007, 2009, 2012	TSSSXAD	2010-2013
DAYSPAIN	1996, 2000, 2002,,2003	MENT12M	2008-2009	TSSSXCH	2010-2013
DAYSSAD	1996, 2000, 2002, 2003, 2005	MENTHELP	2005-2009	TSSSXEVER	2017
DAYSVIGR	1996, 2000, 2002, 2003	MENTHLTH	1993-2018	TSSSXJR	2010-2013
DEPRESS1	2011-2018	MENTPROB	2005	TSSXJR17	2017
EMOTHELP	2014	MHHELP	2006-2009	YNOHELP_1	2014
HLTHMENT	2006-2009	MHHLPWN2	2006-2009	YNOHELP_2	2014
KESSLER1	2007, 2009	PHQ1	2006, 2008, 2010	YNOHELP_3	2014
KESSLER1R	2012	PHQ2	2006, 2008, 2010	YNOHELP_4	2014
KESSLER2	2007, 2009	PHQ3	2006, 2008, 2010	YNOHELP_5	2014
KESSLER2R	2012	PHQ4	2006, 2008, 2010	YNOHELP_6	2014
KESSLER3	2007, 2009	PHQ5	2006, 2008, 2010	YNOHELP_7	2014
KESSLER3R	2012	PHQ6	2006, 2008, 2010	YNOHELP_8	2014
KESSLER4	2007, 2009	PHQ7	2006, 2008, 2010	YNOHELP_9	2014
KESSLER4R	2012	PHQ8	2006, 2008, 2010	YNOHELP_10	2014
KESSLER5	2007, 2009	PSYCHELP	2014	YNOHELP_11	2014
KESSLER5R	2012	PTSD1	2006-2008	YNOHELP_12	2014
KESSLER6	2007, 2009	PTSD2	2006-2008	YNOHELP_13	2014
KESSLER6R	2012	PTSD3	2006-2008	YNOHELP_O1	2014
KESSLER7	2007, 2009, 2012	PTSD4	2006-2008	_MENT14D	2016
Quality of Life					
AFDC	2004-2010	DISMD_E	2004	MAJRPROB	2000
BETCARE	2007	DISMD_F	2004	NEEDHELP	1991-1995
BLIND	2009, 2013- 2018	DISMD_G	2004	PERSHELP	1996, 2000, 2002-2003
BTCNTRL	2007	DISMD_H	2004	PHYSLMT	2006-2008
CHRNPAIN	2005	EMOTSUP	2005-2010	PROBLONG	1996, 2000, 2002-2003
CHRNPROB	2005	ENUFREST	2009-2011	REMEM	2006-2008
CHWELF	2005-2009	EQUIP	2001-2018	REMEM2	2009, 2013-2018
COPD_1	2011	EYEEAR	2006-2008	RESTRIC2	1996-2000
COPD_2	2011	FOSTCAR2	2005-2009	RESTRIC3	2001-2016
COPD_3	2011	FOSTCARE	2004-2009	RESTRICT	1991-1995
COPD_4	2011	FOSTER	2004-2009	RUTNHELP	1996, 2000, 2002- 2003
COPD_5	2011	FOSTER2	2008-2009	SATLIFE	2005-2010
DEAF	2009, 2016- 2018	FOSTLEAV	2005-2009	SLEEPDAY	2009-2010
DIFFDRES	2007-2008	GETHELP	1991-1996	SLEEPDRV	2009-2011
DIFDRES2	2009, 2013- 2018	GOOUT	2005	SLEEPHR2	2012-2014, 2016- 2018
DIFFERND	2009, 2013- 2018	GOPROB	2005	SLEEPHRS	2009-2011
DIFFOUT	2006-2008	HELPADQ	2000	SNORE	2009-2011
DIFFWALK	2009, 2013- 2018	HELPADQB	2000	TEMPPROB	1993-1995

Part V: Index to Variable Names by Subject

DIFFWORK	2006-2008	HLTHCARE	2007	WHOHELPA	2000
DISCARE	2004	HLTHCOND	2007	WHOHELPA	2000
DISLONG	2004	HLTHEDU	2007	WIC	2009-2010
DISMD_A	2004	HLTHGOAL	2007	WIC2	2011-2015
DISMD_B	2004	HLTHSTOP	2006-2009	_FOSTER	2008
DISMD_C	2004	MAJRPRB2	2002, 2003		
OABATH	1999				
Quality of Life, Older Adults					
OABLAD	1999	OAHRAID	1999	OAVISION	1999
OADDRESS	1999	OAMOVE	1999	OAWALK	1999
OAEAT	1999	OAREAD	1999	OAWRITE	1999
OAHEAR	1999	OATOILET	1999		
Quality of Life, Cancer Survivorship					
SURVIVE1	2009-2011, 2014-2017	OATRAVEL	1999	SURVIV10A	2014-2017
SURVIVE2	2009-2011, 2014-2017	SURVIVE6	2009-2011, 2014-2017	SURVPLN1	2014-2017
SURVIVE2_O1	2014-2017	SURVIVE7	2009-2011, 2014-2017	SURVPLN2	2014-2017
SURVIVE3	2009-2011	SURVIVE8	2009-2011, 2014-2018	SURVPLN3	2014-2017
SURVIVE4	2009-2011	SURVIVE9	2009-2011, 2014-2017	SURVPLN4	2014-2017
SURVIVE5	2009-2011	SURVIV10	2009-2011	SURVPLN5	2014-2017
Specific Conditions					
AMD	2011-2013	DIABCOR3	2013-2018	OSTRISK	2004
ANGINA	2005-2018	DIABCORE	1988-1992	SKCANC	2011-2018
ANGINFOL	2008	EYES7	1991	SKINCA	1998
ARTHRIT	1984-1991, 1996	FAMCANC	1989-1990	STIFF	2000-2001
ARTHRITB	2000-2001	FAMCOLON	2012-2014	STIFF2	2002-2003, 2005, 2007
ARTHRITC	2002	FLUHXPB	2005-2007	STOMACH	1992
ARTHRITD	2003, 2005, 2007, 2009-2018	FLUHXPB2	2008-2011	STRK_OTH	2008
ASTHEVE2	2001	FLUPXNOW	2005-2011	STRKDIZZ	2008
ASTHEVE3	2002-2018	GLAUCOMA	2011-2012	STRKDO	2008
ASTHEVER	2000	HACHE7	1991	STRKHEAD	2008
ASTHFOL	2008	HAYFEVER	1995-1997	STRKPAIN	2008
ASTHMA	1984-1992, 1995-1997	HEADACHE	1984-1990	STRKSPK	2008
ASTHNOW	2000-2018	HEARING	1996, 1998	STRKVIS	2008
BACK	1984-1991	HEART	1984-1991, 1996, 1998, 2005	STRKWEAK	2008
BACK2	1996, 1998	HEART2	2006-2018	STROKE	1984-1991, 1996, 1998, 2005
BONEDEN	2005	HEARTDOC	1991	STROKE2	2006-2018
BONEINJ	1996, 1998	HEARTFOL	2008	STROKEFO	2008
BRONCH	1984-1991	KIDNEY	1984-1990, 2012-2018	SURVIVE1	2009, 2011, 2014-2017
CANCAGE	2009-2011, 2014-2018	LIVER	1984-1990	SURVIVE2	2009, 2011, 2014-2017
CANCDIFF	2009-2011, 2014-2017	LIVER2	1992	SURVIVE2_O1	2014-2017
CANCER	1984-1990, 1996, 1998	LUNG	1996, 1998	SURVIVE3	2009, 2011
CANCER2	1992	LUNGCAN	2009-2014	SURVIVE4	2009, 2011
CANCEVER	2009-2011, 2013	MCSDIAG	1995-1996	SURVIVE5	2009, 2011

Part V: Index to Variable Names by Subject

CANCTYPE	2009-2011, 2014-2018	MIGRAN	1998	SURVIVE6	2009, 2011, 2014-2017
CANCTYPOTH	2014-2017	MIGRAN12	1998	SURVIVE7	2009, 2011, 2014-2017
CATARACT	2011-2013	NAUSEA7	1991	SURVIVE8	2009, 2011, 2014-2017
COPD12MO	2009-2010	OSTEOHAD	2005	SURVIVE9	2009, 2011, 2014-2017
COPDEVER	2009-2018	OSTEOHRD	2000	SURVIVE10	2009, 2011
DEPEVER	2006, 2008, 2010	OSTEOIS	2004	SURVIV10A	2014-2017
DEPRESN	1998	OSTEOPRV	2005	WALKPROB	1996, 1998
DEPRESS1	2011-2018	OSTEOTL3	2004	WHEEZE7	1991
DIABCOR1	1993-2003	OTHCANC	2011-2018	_MICH	2015-2018
DIABCOR2	2004-2012	OSTEOTLD	2000		
Vision, General Population					
AMD	2011-2013	VISCHK3	2011-2012	VISION2	2012
CATARACT	2011-2013	VISEXAM	2011-2012	VISNEAR	1994-1999
NOVISCHK	2011-2012	VISFAR2	2011-2012	VISNEAR2	2011-2012
HYPERTENSION At Risk For					
_RFCHOL	1987-1992, 2015	_RFHYPER	1984-1989, 2017	_RFHYPE3	1984-1989
_RFCHOL1	2017	_RFHYPE2	1984-1999, 2001	_RFHYPE5	2015, 2017
Blood Pressure Screening					
BPCHECK	1988	BPHIGH2	2003, 2005, 2007, 2009, 2011, 2013, 2015, 2017	BPUPNOW	1984-1989
BPCHECK2	1991-2000	BPLEVEL	1988	HIGHGT1	1984-1993, 1995- 2001, 2003, 2005, 2007, 2009
BPHIGH	1984-1992	BPTOLD	1988		
BPHIGH1	1993-1999, 2001	BPTREAT	1984-1992		
Diagnosis of Heart Problems					
ANGINA	2005-2018	HEART	1984-1991, 1996, 1998, 2005	HEART12	1991
ANGINFOL	2008	HEART2	2006-2018	_MICH	2015-2018
Diagnosis of Stroke					
STROKE	1984-1991, 1996, 1998, 2005	STROKE2	2006-2018		
Cholesterol Screening					
BLOODCHO	1987-1993, 1995, 1997, 1999, 2001, 2003, 2005, 2007, 2009, 2011, 2013, 2015	REDCHOL1	1987	_CHOL1	1987-1993, 1995, 1997, 1999, 2001, 2003, 2005, 2007, 2009-2011, 2013
CHOLCHK	1987-1993, 1995, 1997, 1999, 2001, 2003, 2005, 2007, 2009, 2011, 2013, 2015	TOLDHI	1987-1993, 1995, 1997, 1999, 2001, 2003, 2005, 2007, 2009, 2011, 2013, 2015, 2017	_CHOL2	1987-1993, 1995, 1997, 1999, 2001, 2003, 2005, 2007, 2009-2011, 2013

Part V: Index to Variable Names by Subject

CHOLCHK1	2017	TOLDLEV	1987-1992	_CHOLCHK	2015, 2017
LEVEL	1987-1992	_CHLEVEL	1987-1992		
REDCHOL	1988-1990				
Treatments					
BPDRALCH	2009, 2011	BPDRTWO	2009, 2011	USETREAT	1984-1990
BPDRREAT	2009, 2011	CHOLDIET	1988-1990	VOIDSTRS	1984-1986
BPDRXER	2009, 2011	CHOLHELP	1988-1990	WITWATCH	1984-1986
BPDRMED	2009, 2011	CHOLMED	1988-1990		
BPDRSALT	2009, 2011	CHOLMED1	2017		
Prevention					
BPALCH	2009, 2011	BPMED	1995-1999, 2001, 2003, 2005, 2009, 2011, 2013, 2015, 2017	LOWSALT	1984-1986
BPDIET	1995-1999	BPSALT	1995-1999, 2009, 2011, 2015, 2017	OTHMETHD	1984
BPEAT	2009, 2011	CUTSMOKE	1984-1986		
BPEXER	1995-1999, 2009, 2011	EXERPROG	1984-1986		
ILLNESS, ACUTE					
Household					
FLUH8	2009-2010	FLUHHME2	2007	FLUN8	2010-2011
FLUH9	2009-2010	FLUHHMEM	2007	FLUN9	2010-2011
Respondent					
FLUCOUGH	2007	FLUMEDCR	2007	FLUTREA2	2007
FLUDIAG	2007	FLUTEST	2007	FOODSAF1	2007
FLUDIA2	2007	FLUTEST2	2007	FOODSAF2	2007
FLUFEVER	2007	FLUTREAT	2007	FOODSAF3	2007
IMMUNIZATION AND VACCINATION					
Respondent					
CHRONCND	2003-2004	FLNOSWHN2	2009-2010	H1N1PLAC	2010
EMPACHO	2008	FLSHTWHN	2008-2009	H1N1TYPE	2009-2010
FLUFACE	2005	FLSHTWHN2	2009-2010	H1N1VAC	2009-2010
FLUHXP	2005-2007	FLUHXP2	2008	HLTHCOND	2007
FLUHXP2	2008-2011	FLUPLAC	1999-2001	NOFLUWHY	2001
FLUHXPX	2005-2006	FLUPLAC2	2002-2003	NOFLWHY2	2002-2003
FLULAST	2005	FLUPLAC3	2004	NOFLWHY4	2005 (JAN-FEB)
FLUMNTH	2001	FLUPLAC4	2005-2007	NOFLYWH3	2004
FLUH1	2009-2010	FLUPLAC4 ²⁰	2008-2010	NOGETH1	2010
FLUH2	2009-2010	FLUPLAC5	2011-2018	NOPNWHY2	2002-2003
FLUH3	2009-2010	FLUPLAC5TXT	2013-2018	PERTUS2	2012
FLUH4	2009-2010	FLUPXNOW	2005-2011	PERTUS3	2013
FLUH5	2009-2010	FLUSH_A	2001	PERTUSIS	2008
FLUH6	2009-2010	FLUSH_B	2001	PERTYEAR	2011-2012
FLUH7	2009-2010	FLUSH_C	2001	PNEUMVAC	1993, 1995-1997, 1999, 2000
FLUH8	2009-2010	FLUSH_D	2001	PNEUMVC2	2001-2006
FLUH9	2009-2010	FLUSH_E	2001	PNEUMVC3	2007-2017
FLUH10	2009-2010	FLUSH_F	2001	PNEUMVC4	2018
FLUN1	2010-2011	FLUSH_G	2001	SHINGLES17	2017-2018
FLUN2	2010-2011	FLUSH_H	2001	TETANUS	1996-1997, 2000
FLUN3	2010-2011	FLUSHOT	1987, 1991	TETNUS06	2013

²⁰ In 2008, FLUPLAC4 should have been renamed as there was a change in answer format, however it was not and there now exist two FLUPLAC4 variables. If conducting a multi-year analysis with both of these variables, investigators should change the name of one of these variables before merging the datasets.

Part V: Index to Variable Names by Subject

FLUN4	2010-2011	FLUSHOT2	1993, 1995-1997, 1999-2000, 2002- 2004	TETNUS14	2014-2017
FLUN5	2010-2011	FLUSHOT3	2005-2009	TETNUS15	2018
FLUN6	2010-2011	FLUSHOT4	2009-2010	TYPESHOT	2009-2011
FLUN7	2010-2011	FLUSHOT5	2011-2013	WHENTET	1996-1997, 2000, 2009-2010
FLUN8	2010-2011	FLUSHOT6	2014-2018	WHENTET2	2011-2013
FLUN9	2010-2011	FLSHTWH3	2011-2018	WHYTET	1996
FLUN10	2010-2011	HADTET	2009-2010	WHYTET2	1997, 2000
FLUNOSE	2004	HEPBVAC	2006-2007, 2009	_FLSHOT6	2014-2018
FLUNOSE2	2005-2009	HEPRISK	2006-2007, 2009	_PNEUMO2	2014-2017
FLUNOSE3	2009-2010	H1N1MNTH	2009-2010	_PNEUMO3	2018
FLNOSWHN	2008-2009	GETH1N1	2010		
Selected Child					
CH_FL_WHN	2009-2013	CH_SHOT3	2011-2013	CHPLACE5	2011-2013
CH_NOSE	2006-2009	CH_SEC1	2009-2010	CFLUH1	2009-2010
CH_NOSE2	2010	CH_TYPE	2009-2010	CFLUH2	2009-2010
CH_SHOT	2006-2009	CH_VAC	2009-2010	CFLUN1	2010-2012
CH_SEC	2009-2010	CH_VAC2	2009-2010	CFLUN2	2010-2012
CH_SHOT2	2009-2010	CHLPLAC4	2010		
INFECTIOUS DISEASE					
ANTIBOD	2000	HRDHEPC	2000	REPTILE	2000
BLDTRANS	2000	LYME	2001	SPROUTS	2000
FSEGG	2000	RAWEGGS	2000	TESTHEPC	2000
FSSPROUTS	2000	REASHEP	2000	TICK	2001
INJURY PREVENTION AND CONTROL					
Emergency Preparedness					
FIREESCP	1993	QUAKFOOD	1991	QUAKSUP	1991
HAZTRAIN	1991	QUAKSEC	1991		
Gun Ownership					
GUN	1990	LOADED	1991-1993	QUAKSUP	1991
GUNGT1	1994-1997	LOADED2	1994-1997	LOCKED6	2004
GUNSAFE	1998-1999, 2001-2003	LOADED3	2004	LOCKNOW	1993
GUNUSED	1994-1997	LOADED4	2004	LOCKNOW2	1994-1997
GUNUSED2	1999, 2001- 2002	LOADED7	2017-2018	LONGGUN	1998-1999, 2001- 2004, 2009
HANDGUN	1990	LOCKED	1993	NUMGUNS	1994-1997
HANDGUN2	1991-1993	LOCKED2	1994-1997	RIFLE	1994-1997
HANDGUN3	1994-1997	LOCKED3	1998-1999, 2001- 2003, 2009	SHOTGUN	1994-1997
HANDGUN4	1998-1999, 2001-2004, 2009	LOCKED4	1998-1999, 2001- 2003, 2009	WHYGUN	1994-1997
HAVEGUN	1991-1997	LOCKED5	2004	WHYGUN2	1998-1999, 2001- 2004
HAVEGUN2	1998-1999, 2001-2004, 2009, 2017- 2018	LOCKED7	2017-2018		
Injury, Prevention of					
INJ12	1992-1993	INJURY	1990	LOSTWORK	1991
INJAUTO	1992-1993				
Injury, Prevention, General					

Part V: Index to Variable Names by Subject

DRIVECAR	2000-2002	FALLINJ1	2008, 2010, 2013	_FALLIN2	2012
HELBIKE	1995, 1997	FALLINJ2	2008, 2010, 2013	_FALLINJ	2008, 2010
FALL3MN	2003	FALLINJA	2008, 2010	SMKALARM	1995, 1997, 1999
FALL3MNB	2006, 2008, 2010	FALLINJB	2008, 2010, 2012, 2014, 2016, 2018	SWIM5MIN	1993
FALL4MNB	2012-2014, 2016, 2018	FALLINJUR	2003		

Injury, Prevention Laws

AIRBAGS	1991	HELMET	1990	NORIDERS	1991
POOLLAW	1991				

Injury, Treatment of

INJER	1992-1993	INJMD	1992-1993	INJTRT2	1991
INJHOSP	1991	INJNOGO	1992-1993	INJURY2	1991
INJHOSP2	1992-1993	INJTREAT	1990		

Seatbelt Use

SEATBELT	1984-1993, 1995, 1997, 1999, 2002, 2006, 2008, 2010-2018	_RFSEAT3	1992, 2017	_RFSEAT3CDC	2014-2018
SEATLAW	1990	_RFSEATB	1984-1993, 1995, 1997, 1999		
_RFSEAT2	1984-1993, 1995, 1997, 1999, 2017	_RFSEAT2CDC	2014-2018		

Child Safety Seat Use

CHILDLT4	1986, 1988	CHLDSFTY	1993, 1995, 1997	SAFTSEAT	1986, 1988
CHLDHELM	1995, 1997, 1999				

Shellfish
Consumption

EATOFT	1992	EATRAW	1992		
--------	------	--------	------	--	--

LEAD POISONING
Children

CARECKP	2003-2008, 2014	LEADADP2	2012	LEADTST2	2009-2010, 2012
CAREKID	2002-2007	LEADCARE	2008-2009	LEADTST3	2014-2018
CAREKIDB	2008	LEADCAUS	2002	LEADTSTD	2011-2012
CAREKIDC	2009-2012, 2014	LEADCD1	2010	LPPS	2015
CAREKIDD	2015-2018	LEADCND2	2004-2007	LPPS1	2016-2018
DOCREQ	2009-2010	LEADH2OS	2017	PGDCSCR	2015
DOCREQ1	2012-2013	LEADH2OP	2017	PGPBCSCR	2015
DOCTYPE	2010-2011	LEADH2S1	2018	MEXICO	2004-2007
EATCANDY	2004	LEADLP	2017	TSTLOC	2011-2012
LEAD5	2001	LEADPICA	2012	TSTNO	2011-2012
LEAD6	2002-2008	LEADREQ	2011-2012		
LEAD8	2015-2018	LEADTEST	2002-2008		

Exposure

LEAD1	2001, 2005-2018	LEADDUST	2011-2013	LEADREN1	2010
LEAD1B	2002-2004	LEADUST2	2013	LEADREN2	2011
LEAD2	2001	LEADETH	2015	LEADREN3	2012
LEAD3	2001	LEADEXAD	2010-2011	LEADREN4	2013-2018
LEAD3B	2008	LEADFIX	2002-2004	LEADRENO	2008-2009
LEAD3C	2011-2014	LEADFRP	2018	LEADSCR1	2012
LEAD3D	2015	LEADFRPS	2018	LEADSCRN	2009
LEADA	2017	LEADFWY1	2014, 2018		
LEADA1	2018			LEADSKS	2016-2018
LEADAH	2016	LEADH2S1	2018	LEADSKSU	2018

Part V: Index to Variable Names by Subject

LEADC	2016-2017	LEADI	2016-2017	LEADSMK	2013-2015
LEADCHIP	2002-2007, 2009-2010, 2012-2013	LEADLI	2018	LEADTC	2016-2017
LEADCHP1	2015-2018	LEADLL1	2015	LEADTHR	2016-2017
LEADCL	2011	LEADLL2	2016	LEADTHRU	2018
LEADCL1	2012-2013	LEADMV	2004, 2012-2013	LEADWB	2014-2015
LEADCON	2011	LEADPC	2016	LEADWD	2013
LEADCON1	2012-2014	LEADPLC	2003-2004	LEADWIN1	2011-2013
LEADCSU	2018	LEADPTST	2011-2013	SCHOLBLT	2008
LEADCV	2012-2013	LEADR	2016-2017		
General Knowledge					
HLTHEL	2011-2012	LEADCND3	2005-2007, 2009	LEADINFO	2011-2012
HLTHINFO	2011-2012	LEADDEF	2010	LEADLL	2013-2014
HLTHL_A	2011	LEADDIRT	2007-2009	LEADNT	2010
HLTHL_B	2011	LEADDRT1	2010-2011	LEADPNT	2005-2009
HLTHL_C	2011	LEADDRT2	2010-2012	LEADPRO	2011-2012
HLTHL_D	2011	LEADDRT3	2013	LEADREMV	2011
HLTHL_E	2011	LEADFEFF	2004, 2007, 2009	LEADRMV1	2012-2013
HLTHL_F	2011	LEADFFFA	2010-2011	LEADRRP1	2013-2014
HLTHL_G	2011	LEADHAZ	2004-2007	LEADRRP	2011-2012
LEADBABY	2009, 2014	LEADHAZ1	2012	LEADSMK	2013-2015
LEADBTST	2003	LEADHAZ2	2008	REMEM	2006-2008
LEADCERA	2009-2010	LEADHAZ3	2013	REMEM2	2009, 2013-2018
Products					
ASIA	2009	LEADASIA	2008-2009	RECALL	2009
ASIAPRD1	2010	LEADCNDY	2002-2003	REMEDIE2	2008-2010
ASIAPROD	2009	LEADEMPA	2009-2010	REMEDIES	2008
CNDYMEX	2005-2007	MEXICO2	2008	REMWHERC	2010
LEAD4	2001	MEXPROD	2008	REMWHERE	2008-2009
LEAD4B	2002, 2008- 2009	MEXPROD2	2009		
CHILI	2005-2006, 2010	MEXPROD3	2010		
MEASUREMENTS					
HEIGHT	1984-2018	_BMI5	2017	_RFBMI5	2014-2016
HTIN4	2014-2018	_BMI	1984-2011, 2014- 2016, 2018	_RFOBES	1984-1992
HTM4	2014-2018	_BMI5CAT	2014-2016	_RFWHBMI	1984-2013
WEIGHT	1984-2018	_RFBMI	1984-1998	_WTFORHT	1984-1993
WT12M	2007-2009	_RFBMI2	1999-2013		
MARIJUANA USE AND EXPOSURE					
MARAGE	2016	MARIJRISK	2016	MARIJUSE_9	2016
MARDRIVE	2016	MARIRISK18	2018	MARJSHS	2017
MAREXP	2016-2018	MARIJUSE_1	2016	MARUSETX	2016
MARIJ30	2016	MARIJUSE_2	2016	MARVAPE	2016
MARIJANA	2017	MARIJUSE_3	2016	RSNMRJNA	2017
MARIJANA1	2018	MARIJUSE_4	2016	RSNMRJNA1	2018
MARIJHARM	2018	MARIJUSE_5	2016	USEMRJNA	2016
MARIJHIGH	2018	MARIJUSE_6	2016	USEMRJNA17	2017
MARIJNUM	2016	MARIJUSE_7	2016	USEMRJNA18	2018
MEDICAL MARIJUANA					
MARHELP	2012	MARPU_D	2012	MARPU_J	2012
MARIJMED	2017	MARPU_E	2012	MARPU_K	2012
MARMED	2012	MARPU_F	2012	MARPU_L	2012
MARPU_A	2012	MARPU_G	2012	MARPU_M	2012
MARPU_B	2012	MARPU_H	2012	MARPU_N	2012

Part V: Index to Variable Names by Subject

MARPU_C	2012	MARPU_I	2012		
MEDICAL TOURISM					
TOURCTRYA	2016	TOURTXT_9	2016	TOURTXT_24	2016
TOURCTRYB	2016	TOURTXT_10	2016	TOURTXT_25	2016
TOURCTRYC	2016	TOURTXT_11	2016	TOURTXT_O1	2016
TOURDOC	2016	TOURTXT_12	2016	TOURTXT_O2	2016
TOUROUT	2016	TOURTXT_13	2016	TOURTXT_O3	2016
TOURPROB	2016	TOURTXT_14	2016	TOURWHY	2016
TOURTXT	2016	TOURTXT_15	2016	TOURWHY_1	2016
TOURTXT_1	2016	TOURTXT_16	2016	TOURWHY_2	2016
TOURTXT_2	2016	TOURTXT_17	2016	TOURWHY_3	2016
TOURTXT_3	2016	TOURTXT_18	2016	TOURWHY_4	2016
TOURTXT_4	2016	TOURTXT_19	2016	TOURWHY_5	2016
TOURTXT_5	2016	TOURTXT_20	2016	TOURWHY_6	2016
TOURTXT_6	2016	TOURTXT_21	2016	TOURWHY_7	2016
TOURTXT_7	2016	TOURTXT_22	2016	TOURWHY_9	2016
TOURTXT_8	2016	TOURTXT_23	2016	TOURWHY_O1	2016
MEDICATIONS					
ANTACID	1992	CORTICO	1992	EPHEDSTP	2002
ANTIBOD	2000	DRMED	2001	TAGAMET	1992
BCPILLS	1988	EPHEDDR	2002	ZANTAC	1992
CIMTDINE	1992	EPHEDRA2	2002		
MELANOMA					
<i>Prevention, Adults</i>					
SKINTONE	1993, 1995, 1997	SUNBRNMY	1999, 2001, 2003-2004	SUNLAMP	1993, 1995, 1997
SUN15MIN	1993, 1995, 1997	SUNBURN	1999, 2001, 2003-2004	SUNSCRN	1993, 1995, 1997
SUNAVOID	1993, 1995, 1997	SUNCLOTH	1993, 1995, 1997		
<i>Prevention, Children</i>					
KIDBRNHM	2007, 2009-2010	KIDCLTH	1999, 2001, 2003, 2005	KIDSCRN	1999, 2001, 2003, 2005
KIDBURN	1999, 2001, 2003, 2005	KIDCLTH2	2007, 2009-2010	KIDSCRN2	2007, 2009-2010
KIDBURN2	2007, 2009-2010	KIDHAT	1999, 2001, 2003	SHADE	1999, 2001, 2003, 2005
KIDCARE	1999, 2001, 2003, 2005	KIDHAT2	2005	SHADE2	2007, 2009-2010
KIDCARE2	2007, 2009-2010	KIDHAT3	2007, 2009-2010		
MENOPAUSE					
ESTROHR3	2000	EVEREST	2000	HYSTER2	1990-2000, 2002, 2004, 2006, 2008, 2010, 2012, 2014, 2016, 2018
MULTIPLE CHEMICAL SENSITIVITY					
MCSDIAG	1995-1996	SENPERFM	1995	SENSJOB	1995
SENCARPT	1995	SENSAGE	1995	SENSMANY	1995
SENDETRG	1995	SENSDIET	1995	SENSMK	1995
SESHAIR	1995	SENSHOME	1995	SENSMPTM	1995
SENNEWS	1995	SENSITIV	1996	SENSSHOP	1995

Part V: Index to Variable Names by Subject
OCCUPATIONAL/INDUSTRY

IND_CODE_2002	2013	SOC_CODE_2000	2013	TYPEINDS	2013, 2016-2018
NAICS_CODE_2002	2013	OCC_CODE_2002	2013	TYPEWORK	2013, 2016-2018

ORAL CANCER
General Knowledge

ORALALC	1997-1998	ORALHOT	1997-1998	ORALTOB	1997-1998
ORALBIT	1997-1998	ORALSIGN	1997-1998		
ORALCAN	1997-1998	ORALSUN	1997-1998		

Screening for

ORALREAS	1997-1998	ORLWHYNO	1997-1998		
----------	-----------	----------	-----------	--	--

PHYSICAL ACTIVITY

In 2011, physical activity variables were calculated using activity Metabolic Equivalent Task (MET) values, which are physiological measures of the amount of energy the body uses during physical activity. The MET values were calculated by age, gender, physical activity status and type of physical activity. For more information on the calculated variables for physical activity, please see the 2011 Calculated Variable document that contains the SAS code used to create the physical activity variables at:

http://www.cdc.gov/BRFSS/annual_data/annual_2011.htm

Exercise,
Measurement of

CAWALK1	2009	EWKS1	2014-2015	_PA30021	2015, 2017
EHOURL1	2014-2015	EWKS2	2014-2015	_PA300R1	2011-2013
EHOURL2	2014-2015	MODDAY	2001, 2003, 2005-2010	_PA300R2	2015, 2017
EMIUNTS1	2014-2015	MODTIME	2001, 2003, 2005-2010	_PA3002L	2011-2013
EMIUNTS2	2014-2015	MODTIMEH	2001, 2003, 2005-2010	_PACAT	2011-2013
EMONS1	2014-2015	MODTIMEM	2001, 2003, 2005-2010	_PACAT1	2015, 2017
EMONS2	2014-2015	RIDEBIKE	1995, 1997	_PADUR1	2012-2013, 2015, 2017
EXER3OTH	2013-2015, 2017	SAFEGYM	2015	_PADUR2	2012-2013, 2015, 2017

Part V: Index to Variable Names by Subject

EXER4OTH	2014-2015, 2017	SAFEXPRT	2015	_PAFREQ1	2012-2013, 2015, 2017
EXERACT1	1984-1992, 1994-1996, 1998, 2000	STRENGTH	2011-2015, 2017	_PAFREQ2	2012-2013, 2015, 2017
EXERACT2	1984-1992, 1994-1996, 1998, 2000	STRMONS	2014-2015	_PAINDEX	2011-2012
EXERACT3	2011-2015, 2017	STRWKS	2014-2015	_PAINDX1	2015
EXERACT4	2011-2015, 2017	VIGDAY	2001, 2003, 2005-2010	_PA1MIN	2015, 2017
EXERANY	1984-1992, 1994-1998, 2000	VIGTIME	2001, 2003, 2005-2010	_PAMIN11	2015, 2017
EXERANY1	2002-2018	VIGTIMEH	2001, 2003, 2005-2010	_PAMIN21	2015, 2017
EXERCOM2	2009-2010	VIGTIMEM	2001, 2003, 2005-2010	_PAMISS	2011-2012
EXERCOMB EXERDIS1	2008 1984-1992, 1994-1996, 1998, 2000	_ACTIN11 _ACTIN21	2015 2015	_PAMISS1 _PAREC	2015, 2017 2011-2013
EXERDIS2	1984-1992, 1994-1996, 1998, 2000	_ACTINT1	2011-2013, 2015, 2017	_PAREC1	2015, 2017
EXERHMM1	1984-1992, 1994-1996, 1998, 2000, 2011-2015, 2017	_ACTINT2	2011-2013, 2015, 2017	_PASTAE1	2015, 2017
EXERHMM2	1984-1992, 1994-1996, 1998, 2000, 2011-2015, 2017	_FC60	2015, 2017	_PASTAER	2011-2013
EXERMOD	2001, 2003, 2005-2009	_MINAC11	2015, 2017	_PASTRNG	2011-2013, 2015
EXEROFT	1994-1996, 1998, 2000	_MINAC21	2015,	_PAVIG11	2015, 2017
EXEROFT1	1984-1992, 1994-1996, 1998, 2000, 2011-2015, 2017	_PA150R1	2011-2013	_PAVIG21	2015, 2017
EXEROFT2	1984-1992, 1994-1996, 1998, 2000, 2011-2015, 2017	_PA150R2	2015, 2017	_RFREGUL	1992,1994-1996,1998
EXERVIG	2001, 2003, 2005-2010	_PA15MIN	2015	_TOTINDA	2014-2015
EXERWORK	2001, 2003, 2005-2010	_PA1VIGM	2015, 2017	_TOTINDX	1984-1992, 1995-1996, 1998, 2000
Limitations on DAYSPAIN	1996, 2000, 2002, 2003	NEEDHELP	1991-1995	RESTRIC3	2001-2016
GETHELP	1991-1996	PERSHELP	1996, 2000, 2002-2003	RUTNHELP	1996, 2000, 2002-2003
GOOUT GOPROB	2005 2005	RESTRICT RESTRIC2	1991-1995 1996-2000	TEMPPROB	1993-1995

Part V: Index to Variable Names by Subject
**Prevalence of
Sedentary Lifestyle**

EXERANY	1984-1992, 1994-1998, 2000	EXERR_B	1997	EXERR_F	1997
EXERANY1	2002-2018	EXERR_C	1997	EXER93	1993
EXERANY2	2001	EXERR_D	1997	_RFLIFES	1984-1992, 1994- 1996, 1998
EXERR_A	1997	EXERR_E	1997		

POLITICS

BILL	2002				
------	------	--	--	--	--

**RAW MILK
CONSUMPTION**

GLASSYR	1994	RAWMILK	1994	WHYRAW2	1994
GOTMILK	1994	WHYRAW	1994	WHYRAW3	1994

**SEXUALLY
TRANSMITTED
INFECTIONS**

CHLAMHAD	2003-2004	HERPTF	2004	SEXWOTRC	2004-2006
CHLAMTST	2000-2001	HERPYN	2000-2002	SEXWOTRD	2008, 2010
CHLAMYN	2000-2002	OTHRPARB	2003-2004, 2006	STDCHLYD	2005
CHLAMYNB	2003-2004	OTHWHR	2000-2001	STDHIV	2005
CHLMTST2	2002-2005	PARTNER	2001	STDKID	2002
CHLMTST3	2006	SEXBADV	2002	STDKID2	2008
CHLMTST4	2008, 2010, 2013	SEXBADVB	2003-2006	STDPREV	2001
CHLYDWHR	2003	SEXBADVC	2008, 2010	STDPREV2	2002-2004
CONDOM	1990-1992	SEXPART	2002	STDSPRD	2005
FRSTCNDB	2003-2006	SEXPARTB	2003, 2008, 2010	STDSYMP	2005
HERPHAD	2003	SEXPART3	2004-2006	STDWHR	2000
HERPKNOW	2001, 2004	SEXTALK	2002, 2004-2006	STDWHR2	2001
HERPTEST	2006	SEXWOTRB	2003	SXWOTSLF	2008, 2010
CHLAMHAD	2003-2004	HERPTF	2004	SEXWOTRC	2004-2006

**SURVEY
INFORMATION**

CP_DY	2005-2018	NRECSEL	2008-2011, 2014- 2018	SOURCE	2012, 2014-2018
CP_MN	2005-2018	NRECSTR	2008-2011, 2014- 2018	VERSION	2008-2012, 2014- 2018
CP_YR	2005-2018	PARTIAL	2002-2012, 2014- 2018	WHYNOTTXT	2013
DATE	1984-1993, 2012, 2014- 2018	QUARTER	2008-2013	WHYNOTWC	2007
DAY	1997-2002, 2014	REPDEPTH	2009-2010, 2014- 2018	YEAR	1984-2015, 2017
FMONTH	2013, 2015- 2018	REPNUM	2009-2010, 2014- 2018	YEARCAT	1984-1992
GEOSTR	2008-2012, 2014	SAM_NO	1997-2011, 2014- 2018	**LASTQUEST	2010-2013
INTID	2008-2012, 2014, 2016	SEQNO	2006-2018	**WHYDOQST	2008
MONTH	1989-2014	SEQNOQ	2015-2018		

TOBACCO
**Smoking Prevalence,
Cigarettes**

SMKEVDA2	1996-2018	_RFSMOK3	2014-2015	_SMOKER3	2014-2018
----------	-----------	----------	-----------	----------	-----------

Part V: Index to Variable Names by Subject

SMOKE100	1984-2018	_RFSMOKE	1984-2013		
SMOKENOW	1984-1996	_SMOKER	1984-2013		
Cigarette Consumption					
BUYDOWN	2009-2018	SMKBRAND	1992-1995	WHEREBUY17	2017
BUYTXT	2013-2018	PUFFDY1	1993-1996, 2009-2015	WHOBUY	2017
CABUY	2009-2015	PUFFMO	1992, 1997-2003	SMKTXT	2013-2018
CHNG	2009	PUFFMO1	1993-1996, 2009-2015	SMKTYPE	2009-2018
		PUFFWK	1997-2003	SMKWAKE	1992-2002, 2009-2018
CHNGMO2	2009-2010				
	2009-2010,	PUFFWK1	1993-1996, 2009-2015	SMKWHOLE	1992-2018
CHNGWK2	2013				
	2009-2010,	PUFFYR	1992, 1997-2003	SMO30MEN	2011-2018
CHNGYR2	2013				
CIGMONEY	2009-2015	PUFFYR1	1993-1996, 2009-2015	SMOKEAGE	1991-2015
DAILYDY	2009-2015	SMK12AGO	2009-2018	SMOKENUM	1984-2018
DAILYMO	2009-2015	SMK12DLY	2009-2014	SMOKREG	1987
DAILYSMK	2009	SMK12DL2	2015-2018	SMOKREG2	1991-2008
DAILYWK	2009-2015	SMK30ANY	1992-2015		
DAILYR	2009-2015	SMK30DAY	1992-2018	SMOKREG3	2009-2010
LASTSMK2	2013-2018	SMK30NUM	1992-2018	SMOKREG4	2011-2015
PRICE	2009-2018	SMKNXTYR	2009	SMWKHR	2014-2018
PUFFDY	1992, 1997-2003	SMWKMIN	2014-2018	_SMKCONS	2009-2013
SMK6MOS	2009-2015	TYPETEXT	2013-2016		
SMKBRAN2	1996-2002, 2009-2018	WHEREBUY	2009-2018		
Cigar Consumption					
CIGAR30	2016-2018	FLAVCGR	2013-2015	FLAVCGL3	2016-2018
CIGAREVER	2017	FLAVCGR3	2016-2018	SMKCIGAR	1998-2015
CIGARSML	2017	FLAVCHW3	2016-2018	WHNCIGAR	1998-2004, 2009-2011
CIGRILLO	2016-2018	FLAVLCGR	2013-2015	PIPENOW	2009-2015
CIGRILLSEVER	2017	OFTCIGAR	1998-2004, 2009-2012	PIPEVER	2009-2015
FLAVCGL	2013-2015	OFTCIGRB	2005-2015	PIPEEVER	2017
Other Consumption					
FLAVHKH	2013-2015	HOOKAH2	2016-2018	PIPE30	2016-2018
FLAVHKH3	2016-2018	HOOKAHEVER	2017		
HOOKAH	2012-2015	HOOKEVER	2009-2015		
Tobacco Advertising					
ADVATRCT	2009-2015	HADS_10	2016-2018	HNEWSPAP	2009-2015
ADVMO2	2009-2010, 2013	HADS_11	2016-2018	HOTHER	2009-2015
ADVTOBA	2013-2015	HADS_2	2016-2018	HOTHTXT	2013-2018
ADVTOBB	2013-2015	HADS_3	2016-2018	HRADIO	2009-2015
ADVDOBC	2013-2015	HADS_4	2016-2018	HTV	2009-2015
ADVTOBD	2013-2015	HADS_5	2016-2017	MORETAX	2009-2018
ANTITOB	2009-2018	HADS_6	2016-2017	MORETXOT	2013-2018
ATRCTXT	2014-2015	HADS_7	2016-2017	OBPROMO	2009-2010
CATLOG	2009-2010, 2013	HADS_9	2016-2018	PROMOHOW	2009-2010
FREECIG	2009, 2012-2013	HBBOARD	2009-2015	PROMUSE2	2009, 2012
HADS_1	2016-2018	HMAG	2009-2015		
Quit Attempts/Relapse					
LIKESTOP	1993-2012	QUIT1DAY	1991	QUITMED2	2009-2015
MDASSIST	2009-2015	QUIT1DY2	1992-2000	QUITTIME	2016-2018

Part V: Index to Variable Names by Subject

MDDATE	2009-2013	QUIT1DY3	2001-2018	QUITTRY	1990
MDDATE2	2014-2015	QUIT30	1992-2015	QUITWHEN	1990
MDRX	2009-2015	QUIT6	1992-2015	RETSITUA	2009-2018
MDSEE	2009-2012	QUITADV2	2009-2015	RETURDY	2009-2015
			1996-2002, 2009-		
MDSEE2	2014-2018	QUITINT	2010	RETURMO	2009-2015
					1992-2002, 2009-
MDSTOP2	2009-2018	QUITHELP_1	2016-2018	RETURN12	2015
NOCIGYR	2009-2015	QUITHELP_2	2016-2018	RETURTXT	2013-2018
NOCIGDY	2009-2015	QUITHELP_3	2016-2018	RETURWK	2009-2015
NOCIGMO	2009-2015	QUITHELP_4	2016-2018	RETURYR	2009-2015
NOCIGWK	2009-2015	QUITHELP_5	2016-2018	SMKAGAIN	2009-2015
NOSMKDY	2009-2018	QUITHELP_7	2016-2018	SMOKLAST	1990
NOSMKMO	2009-2018	QUITHELP_8	2016-2018	SMOKQUIT	1984-1989
NOSMKWK	2009-2018	QUITLIFE	2009-2015	STOPSMOK	1993
OTRSEE	2009-2012	QUITLONG	1990	TRYQUIT	2009-2015
OTRSTP12	2009-2012	QUITMAT	2009-2015	TRYQUITA	2009-2012
<i>Risk of Exposure to Secondhand Smoke</i>					
ASKNOSMK	2009-2015	EXPTXT10	2013-2016	SMKELSE2	1998-2011
ASKRSN2	2009-2015	HHRULES2	1996-2015	SMKELSEN	1992-2015
ASKTIMES	2009-2015	HHRULES4	2016	SMKFREE2	2016-2018
ASKTXT	2014-2015	HHALLOW	2000-2004, 2010-	SMOKE1-9	1992
			2015		
ASKWHO	2009-2015	HHEVER	2000-2004, 2008-	SMOKEF1-9	1993-1996
			2015		
BANAPPRV	2009-2013	HHRULES5A	2016	SMOKEF1-9	1993-1996
BARVISIT	2009-2015	HHRULES5B	2016	SMKELSEN1	2016-2018
CAMPIN	2009-2016	HHTXT	2013-2015	SMKFREE	2009-2015
CAMPOUT	2009-2016	HHTXT_4	2016	SMOKEM1-8	1993-1996
CASINO	2009-2015	HHTXT_5A	2016	SMOKEM9	1995-1996
CASNOSMK	2009-2018	HHTXT_5B	2016	TOBSHS	2017
ENROLLED	2009-2018	HOMEMJ	2017	TOBSPON	2009-2015
EXOTXT1	2010	HOMETOB	2017	WHATAREA	2011-2016
EXPEHRS	2014-2018	HOMEVAPE	2017	WORK7DAY	2011-2016
EXPHRS	2009-2018	PERCENT	2009-2016	WORKSMOK	1989-1990
EXPOTH	2009	SHSEXPOS	2012-2018	WORKSMK2	2009-2015
EXPOTH1	2010-2015	SHSWHERE	2012-2018	WORKEXPXTX	2014-2016
EXPOTH2	2016	SHSWHO	2012-2018	_RFSECND	1984-2013
EXPTXT	2009	SMKANNOY	2009-2015		
EXPTXT1	2010-2016	SMKELSE	1992-1996		
<i>Smokeless Tobacco</i>					
CHEWEVER	2009-2015	USEEVER	1986	WHYECIGA_5	2016-2018
CHEWEVER1	2017	USEEVER2	1987-1988	WHYECIGA_6	2016-2018
CHEWNOW	2009-2015	USENOW	1986	WHYECIGA_7	2016-2018
ECIG30	2012-2015	USENOW2	1987-1988	WHYECIGA_8	2016-2018
ECIG30A	2016	USENOW3	2009-2018	WHYECIGA_9	2016-2018
ECIGEVDA	2016-2018	USEQUIT	1986	WHYECIGA_10	2016-2018
ECIGUSE	2016-2018	USESNUUS	2016-2018	WHYECIGA_12	2016-2018
FIRSTTOB	2017	USEYRS	1986	WHYECIGA_13	2016-2018
FLAVECIG	2013-2015	WHYECIG_1	2014-2015	WHYECIG_01	2014-2015
FLAVECIG3	2016	WHYECIG_2	2014-2015	WHYECIGA_01	2016-2018
FLAVSNS	2013-2015	WHYECIG_3	2014-2015	_CUREECIG	2016
FLAVSTART	2017	WHYECIG_4	2014-2015	_ECIGSTS	2016
GUMDIS	1986	WHYECIG_5	2014-2015	_RFTOBAC	1987-1988
MOUTHG	1986	WHYECIG_6	2014-2015	_SMKLESS	1987-1988
SNUFEVE2	2009-2015	WHYECIG_7	2014-2015		
SNUFNOW2	2009-2015	WHYECIG_8	2014-2015		
SNUSEVER	2010-2015	WHYECIGA_1	2016-2018		
SNUSNOW	2010-2015	WHYECIGA_2	2016-2018		
TEETHSTA	1986	WHYECIGA_3	2016-2018		
TOOTHDEC	1986	WHYECIGA_4	2016-2018		

Part V: Index to Variable Names by Subject
Workplace

BLDFREE	2009-2015	OUTENTR	2009-2015	TOTEMPLY	2009-2010, 2012
EMP50	2009-2010, 2013	OUTSPEC	2009-2015	VAPESHS	2017
FRNDQUIT	2009-2010	OUTWORK	2009-2018	WAREATXT	2013-2015
FRNDWANT	2010-2015	PLCYCHG	2009-2015	WKAREA	2009-2010
HOWCHG	2009-2015	PLCYSMK	2009-2015	WKAREA1	2011-2015
HRSWORK	2009-2015	POLICY	2009-2015	WORK50	2009-2015
INCAFE	2009-2015	SMKAREA	2009-2015	WORK7DAY	2011-2016
INDOORS	2009-2018	SMKAREA1	2016	WORKSMOK	1989-1990
INHALLS	2009-2015	SMKWORK	2009-2015	WORKSMK2	2009-2015
INLOUNGE	2009-2015	SMKWORK1	2016		
INWKAREA	2009-2015	TOTEMPL2	2011-2016		

Attitudes

ATITUD5	2016	ATITUD34	2009-2015	ATITUD76	2009-2016
ATITUD6	2009-2014	ATITUD35	2009-2016	ATITUD77	2009-2016, 2018
ATITUD7	2009-2016	ATITUD42	2009-2016	ATITUD78	2010-2016
ATITUD8	2009-2014	ATITUD43	2016	ATITUD79	2012-2015
ATITUD10	2009-2016, 2018	ATITUD44	2016	ATITUD80	2012-2016
ATITUD11	2009-2015	ATITUD45	2016	ATITUD81	2012-2016
ATITUD12	2016	ATITUD46	2016	ATITUD82	2013-2016
ATITUD13	2009-2013	ATITUD47	2018	ATITUD83	2013-2016
ATITUD14	2016	ATITUD48	2018	ATITUD84	2013-2015
ATITUD15	2009-2016	ATITUD51	2016	ATITUD85	2013-2016
ATITUD17	2009-2014	ATITUD52	2016	ATITUD86	2013-2015
ATITUD18	2009-2015	ATITUD53	2016	ATITUD87	2013-2015
ATITUD19	2009-2016	ATITUD66	2009-2013	ATITUD88	2013-2015
ATITUD20	2009-2014	ATITUD67	2009-2015	ATITUD89	2013-2016
ATITUD22	2016	ATITUD68	2009-2013	ATITUD90	2014-2016
ATITUD23	2009-2015	ATITUD69	2009-2015	ATITUD91	2015
ATITUD24	2009-2016	ATITUD70	2009-2015	ATITUD92	2015
ATITUD27	2009-2016	ATITUD71	2009-2016	ATITUD93	2016
ATITUD29	2009-2014	ATITUD72	2009-2016	ATITUD94	2016
ATITUD30	2009-2013	ATITUD73	2009-2016	ATITUD95	2016
ATITUD31	2009-2016	ATITUD74	2009-2016	ATITUD96	2016
ATITUD32	2009-2013	ATITUD75	2009-2016	ATITUD97	2016
ATITUD33	2009-2014	ATITUD76	2009-2016	ATITUD98	2016

VALLEY FEVER

COCCI1	2016	COCCI1	2016	COCCI1	2016
--------	------	--------	------	--------	------

WEIGHT CONTROL
Dieting

CALORIES	1989	FEWCAL89	1989	VOMIT	1989
DIETPILL	1989	FEWCALHL	1989	WTLOST	1984
FAST	1989	ONDIET	1984	WTPILL	1998
FEWCAL	1985-1988, 1991-1992	PREWGHT	1998	WTPROG	1989
FEWCAL2	1994, 1996, 1998, 2000, 2003	TAKESUP	1989	WTWATCH	1984-1986

Exercise

PHYACT	1985-1988, 1991-1992	PHYACT94	1994, 1996, 1998, 2000, 2003	_TOTINDA	2014-2018
PHYACT89	1989				

General

EXERINFO	2007	WTADVICE	1994, 1996, 1998, 2000, 2003	_RFBMI	1984-1998
FOODINFO	2007	WTDIFF	2007-2009	_RFBMI2	1999-2013

Part V: Index to Variable Names by Subject

HEIGHT	1984-2018	_BMI	1984-2011, 2014-2018	_RFBMI5	2014-2016
THINKWT	1989	_BMI5	2017	_RFOBESI	1984-1992
TOLDLOSE	1989	_BMI5CAT	2014-2018	_RFWHBMI	1984-2013
WEIGHT	1984-2018	_RFBMI	1984-1998	_WTFORHT	1984-1993
WT12M	2007-2009				
WOMEN'S HEALTH					
BCNTRL	2002	EWC12	2016	HPVADSHT	2016
BCNTRL2	2004	EWC13	2016	HPVADVC2	2016
BCOTHER	2002	EWC2	2016	HPVTEST	2016, 2018
BCPILLS	1988	EWC2_O1	2016	HYSTER2	1990-2000, 2002, 2004, 2006, 2008, 2010, 2012, 2014, 2016, 2018
BCTYPE4	2004	EWC3	2016	NOBCTOTH	2016
BCTYPE2	2002	EWC4	2016	NOBCUSE6	2016-2017
BCWHYNT2	2002	EWC4_O1	2016	PFPPRVN1	2016
BCWHYNT3	2004	EWC5	2016	PFPPRVN2	2017
CHLDFEEL	2004	EWC6	2016	PREG4549	2016
CHLDSOON	2004	EWC7	2016	PREGNANT	1985-2018
EWC1	2016	EWC8	2016	TYP CNTR7	2016-2017
EWC10	2016	EWC9	2016	TYP CNTR0TH	2016-2017
EWC11	2016	HPLSTTST	2016		
WORKERS' COMPENSATION					
WHYNOTWC		WRKHVRT	2007	WRKTXPAY17	2017
WRKHURT17	2017	WRKTXPAY	2007		

PART VI: WEIGHTS

As discussed in Part I, the characteristics of survey respondents do not exactly match the population's characteristics when compared by gender, race/ethnicity, and age. In addition, the probability of selection within a household is different for different households. For these reasons, a final weight must be applied in all analyses in order to obtain estimates that are representative of and generalizable to the CA population. Beginning in 2014, two separate groups of weights are provided: 1) the CDC calculated weights; and 2) the CA calculated weights. Current and prior weighting procedures are discussed below. The final weights are described in detail in Table IV. Survey design variables should also be included in analyses (see Analysis Guidelines below).

Changes in weighting methodology occurred in 2011 for the CDC calculated weights (see CDC documentation²¹) and in 2012 for the CA calculated weights (see below). Due to these changes (and 2012 changes in sampling methodology described in Part I: BRFSS Technical Report) there are 2 year ranges within, but not between, which trend analyses may be conducted with each set of weights provided:

- CDC weights: 1984 – 2010 and 2011 – present
- CA weights: 1984 – 2011 and 2012 – present

Due to these changes, estimates from each of the year ranges listed above are not comparable. PHSRP and CDC recommend NOT conducting trend analyses where estimates from any of the two year ranges are compared with another of the year ranges.

CDC Weighting Procedures – (provided beginning 2014)²²

Please refer to the CDC's BRFSS Data Documentation for more detailed information on weighting and weighted variables.²³ The information provided here is from the CDC documentation.

As noted above, beginning in 2014, CA BRFSS data is being weighted by the CDC to be consistent with national weighting procedures. The CDC provides a great deal of information about BRFSS data, weighting, and SAS resources on the CDC BRFSS website.¹¹ CDC uses raking and trimming to calculate final weights in order to reduce sampling error in outcome estimates. The CDC uses three different sources of population estimates to weight data. First, intercensal population estimates were purchased from The Nielsen Company, LLC at the county-level for age, race/ ethnicity, and gender. These population estimates are used as the population totals for all states across all margins. Second, the American Community Survey PUMS dataset (2009-2013) was used to obtain estimates for education, marital status, and tenure. Non-Institutionalized adults were weighted by the person-level weights to generate accurate population estimates. These percentages are used for raking these margins. Third, to get appropriate telephone type estimates (cellphone compared to landline), data are taken from the state wireless estimate percentages produced by the National Center for Health Statistics and released in December 2013.

²¹ Centers for Disease Control and Prevention, BRFSS 2011 Survey and Documentation. Available at: http://www.cdc.gov/BRFSS/annual_data/annual_2011.htm

²² CDC created weights for all years of data collection but were not provided in the CA dataset until 2014. Previous years CDC datasets with CDC weights are available upon request.

²³ www.cdc.gov/brfss/annual_data/annual_data.htm. Documentation available for each year of data collection.

Part VI: Weights

Using Weights for Multiple Survey Tracks (Versions)

Weights exist for each of the tracks (or versions) of the current BRFSS survey as well as the entire sample. In years when there are three tracks, there are weights for each combination of 2 tracks (i.e., 1 and 2; 2 and 3; 1 and 3), but CDC does not compute these weights. However, should a 2 track weight be needed because a variable is available across 2 but not all 3 tracks (in years where there are 3 tracks), single track weights can be simply adjusted and then both used in the place of a 2 track weight. What variables are available on which tracks can be determined by using the variable "VERSION" or by reviewing the survey instrument, which is available upon request.

Each track weight to be used should be multiplied by the proportion of sample in that track out of the sample in both tracks being used. For example, if you wish to get a population estimate for a variable available on tracks 1 and 2 you would use the appropriate weight for track 1 multiplied by:

$$\frac{N_1 \text{ (sample size of track 1)}}{(N_1 + N_2)}$$

In addition you would also use the appropriate weight for track 2 multiplied by:

$$\frac{N_2 \text{ (sample size of track 2)}}{(N_1 + N_2)}$$

Design Weight Correction for Overlapping Sample Frame

The partial overlapping sample frames required an adjustment to address the respondent's probability of selection in both the landline sample frame and cell phone sample frame. The adjustment to the design weights was made to records identified as available in both sample frames. This adjustment creates three possible telephone source contacts categories. These include: Landline frame with a cell phone, Cellphone frame with a landline, and No Dual Phone use.

The compositing factor was calculated for the cellular mostly overlapping sample frame users. For the cell mostly overlapping sample frame telephone service categories calculate compositing factor:

$N_{\text{effective}} = N / \text{DEFF}$, Where: N is the unweighted number of interviews, and $\text{DEFF} = 1 + (\text{Standard deviation of design_wt} / \text{Mean value of design_wt})^2$

$_DUALUSE$ is the variable used to identify the Dual Phone use categories ($_DUALUSE = 1$ Landline with a Cellphone, $_DUALUSE = 2$ with a Landline, $_DUALUSE = 9$ No Dual Phone Use); $_WT2RAKE$ is the design weight.

2014 Design Truncation

The design weight calculation is implemented separately for the landline sample (within $_GEOSTR$) and the cell phone sample (within $_GEOSTR$). In addition to the overlapping sample frame correction to the design weight, the combined landline and cell phone design has been truncated within $_REGION$ prior to the raking. The primary purpose of the design weight is truncation is to prevent any adults in a state from carrying extremely large weights into the raking. A secondary goal is to prevent any adults from having extremely small design weights. The landline design weight has been truncated within the $_REGION$ prior to raking based on quartiles. $_LANDWT2$ holds the truncated design weight. The child design weights have not been truncated

Part VI: Weights

prior to raking.

2014 Integrated Weight

The 2014 integrated weight includes the nine state level margins (sex, age, race, county, etc.) and allows for up to eight additional margins to take advantage of additional adjustments to sub-state populations within the raking. There are four additional margins if a county has at least 500 interviews available. There are also four additional margins for _REGION, if multiple regions have been defined for a state and each region has at least 500 interviews.

Order of Margins

Ideally, convergence would be obtained quickly and all margins would achieve agreement with specified population control totals. Since this is not always feasible for all sixteen margins due to the complexity of the weighting system, certain margins should match population control totals exactly and in the few difficult cases where the raking algorithm has not completely converged or has reached the point of diminishing returns, the algorithm may stop without matching a few of the margins exactly. The last margin will almost always be very close to the population control totals.

For the 2014 integrated weight the key state-level margins are as follows for adults:

Margin Number	Margin Variable Name	Margin Characteristics
First Margin:	_LLCPM01	Age-Gender
Second Margin:	_LLCPM02	Race/Ethnicity
Third Margin:	_LLCPM03	Education
Fourth Margin:	_LLCPM04	Marital Status
Fifth Margin:	_LLCPM05	Home Ownership
Sixth Margin:	_LLCPM06	Gender-Race/Ethnicity
Seventh Margin:	_LLCPM07	Age-Race/Ethnicity
Eighth Margin:	_LLCPM08	Telephone Source
Ninth Margin:	_LLCPM09	Regions
Tenth Margin:	_LLCPM10	Regions-Age
Eleventh Margin:	_LLCPM11	Regions-Gender
Twelfth Margin:	_LLCPM12	Regions-Race/Ethnicity
Thirteenth Margin:	_LLCPM13	Counties
Fourteenth Margin:	_LLCPM14	Counties-Race/Ethnicity
Fifteenth Margin:	_LLCPM15	Counties-Age
Sixteenth Margin:	_LLCPM16	Counties-Sex

CA Weighting Procedures (Raking) – 2012 - present

From 2012-2014, CA BRFSS used raking to calculate final weights. California DOF population estimates are utilized to weight the data. The procedures to calculate these weights are described below.

Base Weight

The probability of selection for a household in the survey is the base weight, STRWT. STRWT is the inverse of the sampling fraction for each stratum and is defined as:

$$\text{STRWT} = \frac{\text{Average number of telephone banks when sample drawn} * 100}{\text{Total number of telephone numbers sampled}}$$

Part VI: Weights

Design Weight

The design weight adjusts for probability of selection (DESGNWT). Specifically, this weight takes the following factors into account: 1) the base weight, which compensates for differential probability of selection of households (STRWT), and 2) accounts for multiple residential telephone lines in the household among respondents in the landline frame (APA).

$$\text{DESGNWT} = \text{STRWT} * \text{APA}$$

To compensate for differential probability of selection of households, the base weight is applied (STRWT). It is necessary to adjust for multiple residential telephone lines within a household because, for example, a household with two residential telephone lines is twice as likely to be selected for inclusion in the survey compared to a household with only one telephone line. Adjustment is made using APA, which equals 1 divided by/number of telephones in household multiplied by number of adults in household (1/(number phones * number adults). In the cell phone frame, APA equals 1 because no household respondent selection occurs.

Final Weights for Use in Analyses

Next, the design weight was manipulated using raking to produce final weights for use in data analysis. The final weights adjust for both probability of selection and variability in sex, age, race/ethnicity, and source of interview (cell phone versus landline) between the sample and the population.

Population estimates, or control totals, for the raking were obtained from the California DOF 2010 (gender, race/ethnicity, and age)²⁴ and the National Center for Health Statistics (phone source).²⁵ The cell phone sampling frame included those who received all or most of their calls on the cell phone. Proportions for cell phone only and cell phone mostly were summed from Blumberg et al.'s report to use as population estimates for cell phone use. The categories used for the population estimates are described below.

Race/ethnicity categories. Race/ethnicity was used as a 2-category (_RACEG) and a 4-category variable (_RACEGR). As a 2-category variable, these categories were used: non-Hispanic White versus non-White. As a 4-category variable, these categories were used: non-Hispanic White; non-Hispanic Black; Hispanic/Latino; non-Hispanic Asian, Pacific Islander, American Indian, Alaska Native, and other race/ethnic groups.

Age categories. The age categories used were ten-year categories ending at mid-decade (_AGEG: 18-24 years, 25-34 years, 35-44 years, 45-54 years, 55-64 years, 65+ years) or two-year age categories (_AGEGC: 18-44 years, 45+ years).

Sex categories. The sex categories used to create weights were female and male (SEX).

Phone source. In 2012, when a cell phone only frame was added to the CA BRFSS, an additional 2-category variable for phone source (SOURCE: landline frame, cell phone frame) was used in creating the weights.

²⁴ Estimates from California Department of Finance 2010, Summary file 1. Available at: http://www.dof.ca.gov/research/demographic/state_census_data_center/census_2010/. Accessed on August 15, 2012.

²⁵ Blumberg, S.J., et al. Wireless Substitution: State-level Estimates from the National Health Interview Survey, January 2007 – June 2010. National Health Statistics Reports, no. 39, April 20, 2011

Part VI: Weights

Within categories, all weights sum to the current standard population estimate of 27,958,916 adults in California. A convergence criterion (tolerance) of 0.025 was used as the cut point for the maximum difference between control totals and the corresponding total of adjusted weights. Raking was considered complete when, within each raking variable's categories (age, gender, race/ethnicity, and source), all marginal totals differed from control totals by 0.025 or less. SAS software (SAS Institute Inc., Cary, North Carolina) was used to rake the data, using a program adapted from Izrael et al.²⁶

CA Weighting Procedures (Post-stratification) – 1984 – 2011

From 1984 – 2011, CA BRFSS used post-stratification to calculate final weights. California DOF population estimates are utilized to weight the data. The process to calculate these weights is described below. Weights in survey years 1984 – 2012 combine post-stratification weighting and probability of selection adjustments. These weights correct the age, race, and sex distribution of the BRFSS sample so that it matches the demographics of the California population. The probability of selection adjustments used in creating the weights take into account the following factors: number of adults in the household, number of unique telephone numbers in the household and the number of interviews completed within a primary sampling unit (if necessary; only done for certain years).

Population estimates were obtained from the California DOF for age, race/ethnicity, and sex. For CA BRFSS 2010 – 2012, CA DOF estimates from 2010 and 2000 were used to create weights. For CA BRFSS 1984 – 2009, CA DOF estimates from 2000 were used to create weights. For CA BRFSS 1984 – 2004, CA DOF estimates from 1990 were used to create weights. All weights are constructed so that they sum to a standard population from CA DOF estimates. Various groups of race/ethnicity, age, and sex were used to create the weights. Categories used are described below.

Race/ethnicity categories. Race/ethnicity was used as a 2-category (`_RACEG`) and a 4-category variable (`_RACEGR`). As a 2-category variable, these categories were used: non-Hispanic White versus non-White. As a 4-category variable, these categories were used: non-Hispanic White; non-Hispanic Black; Hispanic/Latino; non-Hispanic Asian, Pacific Islander, American Indian, Alaska Native, and other race/ethnic groups.

Age categories. The age categories used were ten-year categories ending at mid-decade (`_AGEG`: 18-24 years, 25-34 years, 35-44 years, 45-54 years, 55-64 years, 65+ years) or two-year age categories (`_AGEGC`: 18-44 years, 45+ years).

Sex categories. The sex categories used to create weights were female and male (`SEX`).

In Table IV, more details are given about which weights are available for which survey year, and recommendations are included about which weights to use for which year, and (when applicable) with specific survey tracks.

Weighting Naming Conventions 1984-2013

The weighting naming conventions have remained the same from 1984 – 2013, even though the methodology to calculate the weights was revised in 2012. Weights that begin with '`_WT`' are for

²⁶ Izrael D., D.C. Hoaglin, and M.P. Battaglia. A SAS Macro for Balancing a Weighted Sample. SAS Users Group International Conference, Statistics and Data Analysis, Paper #258-25

Part VI: Weights

use in analyses using data from 1 track. Weights that begin with ‘_CWT’ are for use in analyses using data from more than 1 track. Weights that include ‘90’ were created using the CA DOF estimates from 1990. Weights that include ‘00’ were created using the CA DOF estimates from 2000. Weights that include ‘10’ were created using the CA DOF estimates from 2010.

For example, the weight called ‘_WT10’ is for use with analyses using data from 1 track and was created use population estimates from CA DOF 2010. For more details about the differences between the weights, see Table IV.

Weighting Recommendations

When conducting analyses of BRFSS data, data users should consider carefully which weight or weights to select, as different weights can yield different results. It is possible that after reviewing the weights available on the dataset, data users may find that none of the weights provided suits the needs of the planned analysis. If this is the case, we recommend consulting with a statistician familiar with weighting procedures for assistance in developing weights appropriate to the analytical task. In general, when performing weighted analyses that calculate prevalence rates for age or race groups, it is preferable to use the categories that were used in creating the weights, or aggregations of those categories.

Data users should be aware that these weights were developed for analyses of the California population. Breakdowns by smaller geographic areas, such as region or county, should be undertaken with extreme caution, as the weights provided here may yield biased point estimates for populations that are different demographically than the California population as a whole.

Finally, data users should be aware that demographic differences necessitating use of weights in analyses are separate from the design effects that are introduced through the multi-stage cluster sampling technique used from 1984 to 1993 to obtain the sample.

Analysis Guidelines

In addition to the weight variables, survey design variables should be used to conduct a design-based analysis using survey software. For analyses, two survey design variables should be used: 1) _STSTR, a stratification variable that is a cross-classification of GEOSTR and DENSTR, and 2) a final weight variable (see Table IV). The variable _STSTR incorporates information about the sampling plan into the analysis to account for sampling error; see Part I: BRFSS Technical Report for additional historical information. Sample SAS syntax for use with 2016 data:

```
PROC SURVEYFREQ;  
STRATA _STSTR;  
WEIGHT _CWT10R4;  
TABLE GENHLTH;  
RUN;
```

See the CDC’s Comparability of Data reports for further guidance on performing analyses with BRFSS data.²⁷ For more information about using analyzing survey data and sample code, please see the following resources:

²⁷ www.cdc.gov/brfss/annual_data/annual_data.htm. Documentation available for each year of data collection.

Part VI: Weights

- UCLA Institute for Digital Research and Education – Statistical Computing Seminars: Introduction to Survey Data Analysis
http://www.ats.ucla.edu/stat/seminars/svy_intro/default.htm
- SAS Knowledge Base– Sample Survey Design and Analysis
<http://support.sas.com/rnd/app/da/new/dasurvey.html>

The CDC weights are year-specific (weights created based on the most recent year of population data available and therefore based on different population data each year) the CA DOF weights are not year-specific, as they date back to the most recent DOF statistics available (release every 10 years). Year specific weights should be used when the purpose of the analysis is to obtain the most accurate point estimate possible for a given year. As an example, it might be of interest to know the prevalence of hypertension among Californians in 2009 using weights that force the data to be representative of the California population in 2009.

Multiple-year weights are NOT included in the dataset. Multiple-year weights should be created when two or more sample years of BRFSS data are aggregated for analytical purposes. So, for example, if one wanted to examine the prevalence of young adults who are obese and compare by race/ethnicity, it might be necessary to aggregate years (such as 2008, 2009, and 2010) in order to obtain a large enough sample size. It would then be appropriate to create multiple-year weights to be used in the analysis. If such weights are necessary, consult with a statistician familiar with weighting procedures for assistance in developing weights appropriate to the analytical task.

Age-adjusted weights are NOT included in the dataset. Age-adjusted weights differ from the other weights in that within gender each race group is adjusted to a common age distribution. This allows for comparisons across race groups without the confounding effects that might be introduced by differences in the age distribution of these groups. For example, there is a positive relationship between age and the prevalence of hypertension; the older a population is, the greater the prevalence of hypertension. If one were performing an analysis comparing the prevalence of hypertension among Blacks, Whites, Hispanics, and others, without age-adjusting, it would not be possible to determine what, if any, difference in hypertension prevalence there may be among these groups because their age distributions are different. If such weights are necessary, consult with a statistician familiar with weighting procedures for assistance in developing weights appropriate to the analytical task.

Table IV: BRFSS Final Weights

Table IV.a

CDC Weights

(Please refer to the CDC's BRFSS Data Documentation for detailed information on weighting and weighted variables.)²⁸

Variable	Weight Description	Years
_CLANDWT	FINAL CHILD WEIGHT: LAND-LINE DATA ONLY	2014-2015
_CLCWTV1	VERSION 1 CHILD WEIGHT: LAND-LINE AND CELL-PHONE DATA	2014-2018
_CLCWTV2	VERSION 2 CHILD WEIGHT: LAND-LINE AND CELL-PHONE DATA	2014-2018
_CLCWTV3	VERSION 3 CHILD WEIGHT: LAND-LINE AND CELL-PHONE DATA	2014-2016, 2018
_CLDWTV1	FINAL CHILD WEIGHT QUESTIONNAIRE VERSION 1: LAND-LINE DATA ONLY	2014-2015
_CLDWTV2	FINAL CHILD WEIGHT QUESTIONNAIRE VERSION 2: LAND-LINE DATA ONLY	2014-2015
_CLDWTV3	FINAL CHILD WEIGHT QUESTIONNAIRE VERSION 3: LAND-LINE DATA ONLY	2014-2015
_CLLCPWT	FINAL CHILD WEIGHT: LAND-LINE AND CELL-PHONE DATA	2014-2018
_HHOLDWT	FINAL HOUSEHOLD WEIGHT: LAND-LINE DATA ONLY	2014-2015
_LANDWT	FINAL WEIGHT: LAND-LINE DATA ONLY	2014-2015
_LANDWT2	TRUNCATED DESIGN WEIGHT USED IN ADULT LAND LINE RAKING	2014-2015
_LCPWTV1	VERSION 1 WEIGHT: LAND-LINE AND CELL-PHONE DATA	2014-2018
_LCPWTV2	VERSION 2 WEIGHT: LAND-LINE AND CELL-PHONE DATA	2014-2018
_LCPWTV3	VERSION 3 WEIGHT: LAND-LINE AND CELL-PHONE DATA	2014-2016, 2018
_LLCPWT	FINAL WEIGHT: LAND-LINE AND CELL-PHONE DATA	2014-2018
_LLCPWT2	TRUNCATED DESIGN WEIGHT USED IN ADULT COMBINED LAN LINE AND CELL PHONE RAKING	2014-2018
_LNDWTV1	FINAL WEIGHT QUESTIONNAIRE VERSION 1: LAND-LINE DATA ONLY	2014-2015
_LNDWTV2	FINAL WEIGHT QUESTIONNAIRE VERSION 2: LAND-LINE DATA ONLY	2014-2015
_LNDWTV3	FINAL WEIGHT QUESTIONNAIRE VERSION 3: LAND-LINE DATA ONLY	2014-2015
_RAW	RAW WEIGHTING FACTOR	2014-2018
_RAWCH	RAW CHILD WEIGHTING FACTOR	2014-2018
_RAWHH	RAW HOUSEHOLD WEIGHTING FACTOR	2014
_RAWRAKE	RAW WEIGHTING FACTOR USED IN RAKING	2014-2018
_STRWT	STRATUM WEIGHT	2007, 2014-2018
_WT2	DESIGN WEIGHT	2014-2018
_WT2CH	CHILD DESIGN WEIGHT	2014-2018
_WT2HH	HOUSEHOLD DESIGN WEIGHT	2014
_WT2RAKE	DESIGN WEIGHT USED IN RAKING	2014-2018
STRWT	ACCOUNTS FOR DIFFERENCES IN THE BASIC PROBABILITY OF SELECTION AMONG STRATA (SUBSETS OF AREA CODE/PREFIX COMBINATIONS); STRWT=NRECSTR/NRECSEL	2014-2018

²⁸ www.cdc.gov/brfss/annual_data/annual_data.htm. Documentation available for each year of data collection.

Part VI: Weights**Table IV.b***CA Weights: Utilizing California Department of Finance (DOF) 2010 population estimates*

Variable	Used to Create Weight	Weight Description	Years
_CWT10	_AGEG _RACEG SEX (2011-2015) SEX1 (2016-2018)	Weights to 2010 population estimates from CA DOF. Use when analyzing data on 3 tracks.	2011-2016, 2018
_CWT102	_AGEG _RACEG SEX (2011-2015) SEX1 (2016-2018)	Weights to 2010 population estimates from CA DOF. Use when analyzing data on both tracks 1 and 2.	2011-2018
_CWT10B	_AGEGC _RACEGR SEX (2011-2015) SEX1 (2016-2018)	Weights to 2010 population estimates from CA DOF. Use when analyzing data on 3 tracks.	2011-2016, 2018
_CWT10B2	_AGEGC _RACEGR SEX (2011-2015) SEX1 (2016-2018)	Weights to 2010 population estimates from CA DOF. Use when analyzing data on both tracks 1 and 2.	2011-2018
_CWT10R4	_AGEG _RACEGR SEX (2011-2015) SEX1 (2016-2018)	Weights to 2010 population estimates from CA DOF. Use when analyzing data on 3 tracks.	2011-2016, 2018
_CWT10R42	_AGEG _RACEGR SEX (2011-2015) SEX1 (2016-2018)	Weights to 2010 population estimates from CA DOF. Use when analyzing data on both tracks 1 and 2.	2011-2018
_WT10	_AGEG _RACEG SEX (2011-2015) SEX1 (2016-2018)	Weights to 2010 population estimates from CA DOF. Use when analyzing data on only 1 track.	2011-2018
_WT10B	_AGEGC _RACEGR SEX (2011-2015) SEX1 (2016-2018)	Weights to 2010 population estimates from CA DOF. Use when analyzing data on only 1 track.	2011-2018
_WT10R4	_AGEG _RACEGR SEX (2011-2015) SEX1 (2016-2018)	Weights to 2010 population estimates from CA DOF. Use when analyzing data on only 1 track.	2011-2018

Part VI: Weights
Table IV.c
CA Weights: Utilizing California Department of Finance (DOF) 2000 population estimates

Variable	Used to Create Weight	Weight Description	Years
_WT00	_AGEG _RACEG SEX	Weights to 2000 population estimates from CA DOF. Use when analyzing data on only 1 track.	1984-2011
_WT00B	_AGEGC _RACEGR SEX	Weights to 2000 population estimates from CA DOF. Use when analyzing data on only 1 track.	1984-2011
_WT00R4	_AGEG _RACEGR SEX	Weights to 2000 population estimates from CA DOF. Use when analyzing data on only 1 track. NOTE: For analyses using single years of data, do not use prior to 1992 due to small sample size in non-White groups.	1984-2011
_CWT00B2	_AGEG _RACEG SEX	Weights to 2000 population estimates from CA DOF. Use when analyzing data on both tracks 1 and 2.	2009-2011
_CWT00R42	_AGEGC _RACEGR SEX	Weights to 2000 population estimates from CA DOF. Use when analyzing data on both tracks 1 and 2.	2009-2011
_CWT00	_AGEG _RACEG SEX	Weights to 2000 population estimates from CA DOF. Use when analyzing data on all 3 tracks.	2008-2011
_CWT00B	_AGEGC _RACEGR SEX	Weights to 2000 population estimates from CA DOF. Use when analyzing data on all 3 tracks.	2008-2011
_CWT00R4	_AGEG _RACEGR SEX	Weights to 2000 population estimates from CA DOF. Use when analyzing data on all 3 tracks.	2008-2011

Table IV.d
CA Weights: Utilizing California Department of Finance (DOF) 1990 population estimates

Variable	Used to Create Weight	Weight Description	Years
_WT90N (Check labels in datasets. Variable name may begin with _PST and not _WT in some years)	_AGEG _RACEG SEX	Weights to 1990 population estimates from CA DOF. Use when analyzing data on only 1 track. NOTE: Due to low sample sizes in datasets from 1984 – 1992, this is the preferred weight for analyses using data from those years.	1984-2004
_WT90BN (Check labels in datasets. Variable name may begin with _PST and not _WT in some years)	_AGEGC _RACEGR SEX	Weights to 1990 population estimates from CA DOF. Use when analyzing data on only 1 track.	1984-2004
_WT90R4N (Check labels in datasets. Variable name may begin with _PST and not _WT in some years)	_AGEG _RACEGR SEX	Weights to 1990 population estimates from CA DOF. Use when analyzing data on only 1 track. NOTE: For analyses using single years of data, do not use prior to 1992 due to small sample size in non-White groups.	1984-2004

Part VII: Calculated Variables**PART VII: CALCULATED VARIABLES**

Responses to some survey questions have been combined to create more easily analyzed categories. These variables can easily be identified because the names start with an underscore (e.g., _RFSMOKE). This section presents some of the recent calculated variables and explains how they were created. The SAS program, which created the variables, is available on request. For information on older calculated variables please contact PHSRP.

Demographic VariablesAge, Race, and Ethnicity

Calculated race variables combine responses to questions concerning race (ORACE) and ethnicity (HISPANIC). In all cases, persons of Hispanic origin are categorized as Hispanic, regardless of race. Respondents who did not answer questions concerning age and race have been excluded from the database, as appropriate weights could not be calculated.

Variable	Label	Format	Coding
_AGEG	TEN YEAR AGE CATEGORY	_AGEG.	1=18-24 2=25-34 3=35-44 4=45-54 5=55-64 6=65+
_AGEGB	TEN YEAR AGE CATEGORY, AT DECADE	_AGEGB.	1=18-29 2=30-39 3=40-49 4=50-59 5=60+
_AGEGC	TWO AGE CATEGORIES	_AGEGC.	1=18-44 2=45+
_RACE	RACE, 8 CATEGORIES	_RACE.	1=White, Non-Hispanic 2=Black, Non-Hispanic 3=White Hispanic 4=Black Hispanic 5=Other Hispanic 6=Asian/Pacific Islander 7=Aleutian, Eskimo or American Indian 8=Other 77=Unknown 99=Refused
_RACEG	RACE, WHITE-NONWHITE	_RACEG.	1=Non-Hispanic White 2=All Others 9=Refused
_RACEGR	RACE, 4 CATEGORIES	_RACEGR.	1=White 2=Black 3=Hispanic 4=Other 9=Refused

Poverty Status

The poverty status variables (_POVST, _POVSTB, _POVSTC, _POVSTD) indicate the household poverty level compared to the federal poverty line²⁹. This variable is created using household size (HHSIZE), and household income level (INCOME, INCOM01, INCOM02,

²⁹ For 2014: Federal Register, Vol. 79 No. 14, January 22, 2014, pp. 3593-4.

Part VII: Calculated Variables

INCOM94, INCOMCDC).

Diabetes

The diabetes core questions as developed by CDC rely upon women to correctly identify whether they have gestational diabetes. Because of concerns that some women with gestational diabetes were not reporting the correct type of diabetes, the CA BRFSS began asking female respondents who reported having diabetes specifically about gestational diabetes (variable name DIABGEST). Using the CA BRFSS dataset to determine diabetes prevalence, one must use both the question (DIABCOR1 or DIABCOR2) and DIABGEST to construct a variable we have named DIABCDC in this example.

IF DIABCOR2=1 (YES) then DIABCDC=1 (YES).
IF DIABCOR2=3 (GESTATIONAL) THEN DIABCDC=2 (GESTATIONAL).
IF DIABCOR2=2 (NO DIABETES) THEN DIABCDC=3 (NO DIABETES).
IF DIABCOR2=4 (PREDIABETES) THEN DIABCDC=4 (PREDIABETES).
(CDC began asking about pre-diabetes or borderline diabetes in 2004.)

IF DIABGEST=1 (YES) THEN DIABCDC=2 (GESTATIONAL).
IF DIABGEST=2 (NO) THEN DIABCDC=1 (YES, HAS DIABETES).

Fruit and Vegetable Consumption

In some years, the CA BRFSS contained a module written by CDC which assessed fruit and vegetable consumption. Participants were asked to specify how often they ate the specified food per day, week, month or year. Variables `_CARROT`, `_FRUIT90`, `_JUICE`, `JUICE94`, `_POTATO`, `_SALAD` and `_VEG90` have converted all responses to times per day, without rounding of fractions. Responses of unknown or refused are set to missing. `_DIET` is the truncated sum of these six variables; that is, any sum less than 1 is set to zero, any sum between 1 and 2 is set to 1, etc. If any of the six responses were unknown or refused, `_DIET` was set to missing. Note that these questions assess the number of times the food is eaten per day, not the number of servings, and that certain foods are specifically excluded (e.g., french fries, fried potatoes and potato chips).

Variable	Label	Format	Coding
<code>_BEANDAY</code>	BEAN INTAKE IN TIMES PER DAY	Continuous variable	Unknown/refused set to missing
<code>_BEANS11</code>	HOW OFTEN EAT , NOT INCLUDING GREEN BEANS PER DAY	Continuous variable	Unknown/refused set to missing
<code>_CARROT</code>	HOW OFTEN EAT CARROTS PER DAY	Continuous variable	Unknown/refused set to missing
<code>_DIET</code>	HOW OFTEN EAT FRUITS AND VEG/DAY	Continuous variable	Unknown/refused set to missing
<code>_DIET11</code>	HOW OFTEN EAT FRUITS AND VEG/DAY	Continuous variable	Unknown/refused set to missing
<code>_FRNCHDA</code>	FRENCH FRY INTAKE IN TIMES PER DAY	Continuous variable	Unknown/refused set to missing
<code>_FRT16</code>	REPORTED CONSUMING FRUIT > 16 PER DAY	Continuous variable	Unknown/refused set to missing
<code>_FRT16A</code>	REPORTED CONSUMING FRUIT >16/DAY	<code>_INC.</code>	0=Not included-values are too high 1=Included-values are in accepted range
<code>_FRTL1</code>	CONSUME FRUIT 1 OR MORE TIMES PER DAY	Continuous variable	Unknown/refused set to missing

Part VII: Calculated Variables

Variable	Label	Format	Coding
_FRTL1A	CONSUME FRUIT 1 OR MORE TIMES PER DAY	_CONS.	1=Consumed fruit/vegetable one or more times per day 2=Consumed fruit/vegetable less than one time per day 9=Don't know/ refused/ missing
_FRTRES1	MISSING ANY FRUIT RESPONSES	_INC.	0=Not included-values are too high 1=Included-values are in accepted range
_FRTRESP	MISSING ANY FRUIT RESPONSES	Continuous variable	Unknown/refused set to missing
_FRUIT90	HOW OFTEN EAT FRUIT PER DAY	Continuous variable	Unknown/refused set to missing
_FRUIT2	HOW OFTEN EAT FRUIT PER DAY	Continuous variable	Unknown/refused set to missing
_FRUIT11	HOW OFTEN EAT FRUIT PER DAY	Continuous variable	Unknown/refused set to missing
_FRUTDA1	FRUIT INTAKE IN TIMES PER DAY	Continuous variable	Unknown/refused set to missing
_FRUTDA2	COMPUTED FRUIT INTAKE IN TIMES PER DAY	Continuous variable	Unknown/refused set to missing
_FRUITE1	FRUIT EXCLUSION FROM ANALYSES	_EXC.	0=No missing values and in accepted range 1=Missing fruit/vegetable responses 2=Fruit/ vegetable values out of range
_FRUITEX	FRUIT EXCLUSION FROM ANALYSIS	Continuous variable	Unknown/refused set to missing
_FRUTSU1	TOTAL FRUITS CONSUMED PER DAY	Continuous variable	Unknown/refused set to missing
_FRUTSUM	TOTAL FRUITS CONSUMED PER DAY	Continuous variable	Unknown/refused set to missing
_FTJUDA1	FRUIT JUICE INTAKE IN TIMES PER DAY	Continuous variable	Unknown/refused set to missing
_FTJUDA2	COMPUTED FRUIT JUICE INTAKE IN TIMES PER DAY	Continuous variable	Unknown/refused set to missing
_GREENDA1	COMPUTED DARK GREEN VEGETABLE INTAKE IN TIMES PER DAY	Continuous variable	Unknown/refused set to missing
_GRENDAY	DARK GREEN VEGETABLE INTAKE IN TIMES PER DAY	Continuous variable	Unknown/refused set to missing
_JUICE	HOW OFTEN DRINK FRUIT JUICE PER DAY	Continuous variable	Unknown/refused set to missing
_JUICE2	HOW OFTEN DRINK FRUIT JUICE PER DAY	Continuous variable	Unknown/refused set to missing
_JUICE11	HOW OFTEN DRINK 100% PURE FRUIT JUICE PER DAY	Continuous variable	Unknown/refused set to missing
_JUICE94	HOW OFTEN DRINK FRUIT JUICE PER DAY	Continuous variable	Unknown/refused set to missing
_MISFRT1	THE NUMBER OF MISSING FRUIT RESPONSES	Continuous variable	Unknown/refused set to missing
_MISFRTN	NUMBER OF MISSING FRUIT RESPONSES	Continuous variable	Unknown/refused set to missing
_MISVEG1	THE NUMBER OF MISSING VEGETABLE RESPONSES	Continuous variable	Unknown/refused set to missing
_MISVEGN	NUMBER OF MISSING VEGETABLE RESPONSES	Continuous variable	Unknown/refused set to missing

Part VII: Calculated Variables

Variable	Label	Format	Coding
_MIXEDVG	HOW OFTEN EAT MIXED VEG PER DAY	Continuous variable	Unknown/refused set to missing
_ORNGDAY	ORANGE-COLORED VEGETABLE INTAKE IN TIMES PER DAY	Continuous variable	Unknown/refused set to missing
_OTHRVE11	HOW OFTEN EAT OTHER VEGETABLES PER DAY	Continuous variable	Unknown/refused set to missing
_POTADA1	COMPUTED POTATO SERVINGS PER DAY	Continuous variable	Unknown/refused set to missing
_POTATO	HOW OFTEN EAT POTATOES PER DAY	Continuous variable	Unknown/refused set to missing
_POTATO2	HOW OFTEN EAT POTATOES PER DAY	Continuous variable	Unknown/refused set to missing
_SALAD	HOW OFTEN EAT GREEN SALAD PER DAY	Continuous variable	Unknown/refused set to missing
_SALSA	HOW OFTEN EAT SALSA PER DAY	Continuous variable	Unknown/refused set to missing
_VEG02	HOW MANY SERVINGS OTHER VEG/DAY	Continuous variable	Unknown/refused set to missing
_VEG23	REPORTED CONSUMING VEGETABLES > 23 PER DAY	Continuous variable	Unknown/refused set to missing
_VEG23A	REPORTED CONSUMING VEGETABLES >23/DAY	_INC.	0=Not included-values are too high 1=Included-values are in accepted range
_VEG90	HOW MANY SERVINGS OTHER VEG/DAY	Continuous variable	Unknown/refused set to missing
_VEGEDA1	VEGETABLE INTAKE IN TIMES PER DAY	Continuous variable	Unknown/refused set to missing
_VEGEDA2	COMPUTED OTHER VEGETABLE INTAKE IN TIMES PER DAY	Continuous variable	Unknown/refused set to missing
_VEGESU1	TOTAL VEGETABLES CONSUMED PER DAY	Continuous variable	Unknown/refused set to missing
_VEGESUM	TOTAL VEGETABLES CONSUMED PER DAY	Continuous variable	Unknown/refused set to missing
_VEGETE1	VEGETABLE EXCLUSION FROM ANALYSES	_EXC.	0=No missing values and in accepted range 1=Missing fruit/vegetable responses 2=Fruit/vegetable values out of range
_VEGETEX	VEGETABLE ECLUSION FROM ANALYSES	Continuous variable	Unknown/refused set to missing
_VEGGRE11	HOW OFTEN EAT DARK GREEN VEGETABLES PER DAY	Continuous variable	Unknown/refused set to missing
_VEGLT1	CONSUME VEGETABLES 1 OR MORE TIMES PER DAY	Continuous variable	Unknown/refused set to missing
_VEGLT1A	CONSUME VEGETABLES 1 OR MORE TIMES PER DAY	_CONS.	1=Consumed fruit/vegetable one or more times per day 2=Consumed fruit/vegetable less than one time per day 9=Don't know/ refused/ missing
_VEGORA11	HOW OFTEN EAT ORANGE COLORED VEGETABLES PER DAY	Continuous variable	Unknown/refused set to missing
_VEGRES1	MISSING ANY VEGETABLE RESPONSES	_INC.	0=Not included-values are too high 1=Included-values are in accepted range

Part VII: Calculated Variables

Variable	Label	Format	Coding
_VEGRES	MISSING ANY VEGETABLE RESPONSES	Continuous variable	Unknown/refused set to missing

Prostate Cancer Screening

In alternating years since 1993 the BRFSS has collected information on knowledge ("Have you ever heard of..."), use ("Have you ever had...") and time since last examination ("When was the last time you had...") for prostate cancer screening (the screening test: prostate specific antigen (PSA)). Responses to these questions have been combined into the variables _PSA1 and _PSA2. Participants are divided into two groups: those who never had the exam, including those who stated that they had never heard of the exam, and those who had the exam at least once. Note that someone who stated that they had the exam, but are unable or unwilling to state how long ago the exam took place, are coded as 9 ("Unknown/Refused") in the second series, but are coded as 2 ("Ever Had") in the first series. Therefore, the number of respondents in category 2 in the first series may be slightly larger than the sum of participants in categories 3-5 in the second series.

Variable	Label	Format	Coding
_PSA1	NEVER/EVER HAD PSA EXAM	_PAPC.	1=Never Had 2=Ever Had 9=Unknown/Refused'
_PSA2	PSA STATUS	_PSAB.	1=Never had 2=Had w/in last yr 3=Had w/in 2 yrs 4=Had w/in 5 yrs 5=Had > than 5 yrs ago 9=Unknown/Refused'
_PSA3	NEVER/EVER HAD PSA EXAM	_PAPC.	1=Never Had 2=Ever Had 9=Unknown/Refused'
_PSA4	PSA STATUS	_PSAB.	1=Never had 2=Had w/in last yr 3=Had w/in 2 yrs 4=Had w/in 5 yrs 5=Had > than 5 yrs ago 9=Unknown/Refused'

Colorectal Cancer Screening

Colon and rectum cancer screening questions have changed numerous times over the years, making it challenging to analyze the data. A few variables for proctoscopy and sigmoidoscopy have been created to help in this process. Participants are divided into two groups: those who never had the exam, including those who stated that they had never heard of the exam, and those who had the exam at least once. Note that someone who stated that they had the exam, but are unable or unwilling to state how long ago the exam took place, are coded as 9 ("Unknown/Refused") in the second series, but are coded as 2 ("Ever Had") in the first series. Therefore, the number of respondents in category 2 in the first series may be slightly larger than the sum of participants in categories 3-5 in the second series.

Variable	Label	Format	Coding
_PROC193	NEVER/EVER HAD PROCTOSCOPY	_COLRECA.	1=Never Had 2=Ever Had 9=Unknown/Refused'

Part VII: Calculated Variables

_PROC293	PROCTOSCOPY STATUS	_COLRECB.	1=Never had 2=Had w/in last yr 3=Had w/in 2 yrs 4=Had w/in 5 yrs 5=Had > than 5 yrs ago 9=Unknown/Refused'
_PROCTO1	NEVER/EVER HAD PROCTOSCOPY	_COLRECA.	1=Never Had 2=Ever Had 9=Unknown/Refused'
_PROCTO2	PROCTOSCOPY STATUS	_COLRECB.	1=Never had 2=Had w/in last yr 3=Had w/in 2 yrs 4=Had w/in 5 yrs 5=Had > than 5 yrs ago 9=Unknown/Refused'
_SIGMO3	NEVER/EVER HAD SIGMOIDOSCOPY EXAM	_COLRECA.	1=Never Had 2=Ever Had 9=Unknown/Refused'
_SIGMO4	SIGMOIDOSCOPY STATUS	_COLRECB.	1=Never had 2=Had w/in last yr 3=Had w/in 2 yrs 4=Had w/in 5 yrs 5=Had > than 5 yrs ago 9=Unknown/Refused'

Women's Health

Questions concerning knowledge and use of mammography, breast self-exam (BSE), breast physical exam (BPE), clinical breast exam (CBE) and pap test have been included in various forms on BRFSS. A careful review of the introductions, categories, and wordings for these questions is highly recommended prior to use. "Asymptomatic" women are those who reported that the exam was part of routine care, rather than for a problem or cancer, and is generally used to approximate utilization for screening purposes. Because of problems in the skip patterns in 1988 and 1989 for the variable HYSTER, it is not possible to identify all women who had hysterectomies in those two years. The variables _PAP1 and _PAP2, which assess pap smear use among women who have not had hysterectomies, are therefore set to missing for those years. In 1992, women were not asked if they had ever heard of a pap smear (PAP), requiring the creation of a new series of pap smear variables (_PAP5 - _PAP8).

Variable	Label	Format	Coding
_BPE1	NEVER/EVER HAD BPE, ASYMPTOMATIC WOMEN	_BREASTA.	1=Never Had 2=Ever Had 9=Unknown/Refused'
_BPE2	BPE STATUS, ASYMPTOMATIC WOMEN	_BREASTB.	1=Never Had 2=Had w/in 1 yr 3=Had w/in 2 yrs 4=Had w/in 5 yrs 5=Had > 5 yrs ago 9=Unknown/Refused'
_BPE3	NEVER/EVER HAD BPE, ALL WOMEN	_BREASTA.	1=Never Had 2=Ever Had 9=Unknown/Refused'
_BPE4	BREAST PHYSICAL EXAM STATUS, ALL WOMEN	_BREASTB.	1=Never Had 2=Had w/in 1 yr 3=Had w/in 2 yrs 4=Had w/in 5 yrs 5=Had > 5 yrs ago 9=Unknown/Refused'

Part VII: Calculated Variables

Variable	Label	Format	Coding
_BSE1	NEVER/EVER DO BSE, ALL WOMEN	_BSEA.	1=Never Had 2=Ever Had 9=Unknown/Refused'
_BSE2	BREAST SELF-EXAM STATUS, ALL WOMEN	_BSEB.	1=Don't know how to do 2=Never do 3=At least monthly 4=Less often than monthly 9=Unknown/Refused'
_CBE1	NEVER/EVER HAD CBE, ASYMPTOMATIC WOMEN	_BREASTA.	1=Never Had 2=Ever Had 9=Unknown/Refused'
_CBE2	CBE STATUS, ASYMPTOMATIC WOMEN	_BREASTB.	1=Never Had 2=Had w/in 1 yr 3=Had w/in 2 yrs 4=Had w/in 5 yrs 5=Had > 5 yrs ago 9=Unknown/Refused'
_CBE3	NEVER/EVER HAD CBE, ALL WOMEN	_BREASTA.	1=Never Had 2=Ever Had 9=Unknown/Refused'
_CBE4	CLINICAL BREAST EXAM STATUS, ALL WOMEN	_BREASTB.	1=Never Had 2=Had w/in 1 yr 3=Had w/in 2 yrs 4=Had w/in 5 yrs 5=Had > 5 yrs ago 9=Unknown/Refused'
_CBE5	NEVER/EVER HAD CBE, ASYMPTOMATIC WOMEN	_PAPC.	1=Never Had 2=Ever Had 9=Unknown/Refused'
_CBE6	CLINICAL BREAST EXAM, ALL WOMEN	_PAPD.	1=Never Had 2=Had w/in 1 yr 3=Had w/in 2 yrs 4=Had w/in 3 yrs 5=Had w/in 5 yrs 6=Had > 5 yrs ago 9=Unknown/Refused'
_MAMM1	NEVER/EVER HAD MAMMOGRAM, ASYMPTOMATIC	_BREASTA.	1=Never Had 2=Ever Had 9=Unknown/Refused'
_MAMM2	MAMMOGRAPHY STATUS, ASYMPTOMATIC	_BREASTB.	1=Never Had 2=Had w/in 1 yr 3=Had w/in 2 yrs 4=Had w/in 5 yrs 5=Had > 5 yrs ago 9=Unknown/Refused'
_MAMM3	NEVER/EVER HAD MAMMOGRAM, ALL WOMEN	_BREASTA.	1=Never Had 2=Ever Had 9=Unknown/Refused'
_MAMM4	MAMMOGRAPHY STATUS, ALL WOMEN	_BREASTB.	1=Never Had 2=Had w/in 1 yr 3=Had w/in 2 yrs 4=Had w/in 5 yrs 5=Had > 5 yrs ago 9=Unknown/Refused'
_MAMM5	NEVER/EVER HAD MAMMOGRAM, ALL WOMEN	_PAPC.	1=Never Had 2=Ever Had 9=Unknown/Refused'

Part VII: Calculated Variables

Variable	Label	Format	Coding
_MAMM6	MAMMOGRAPHY STATUS, ALL WOMEN	_PAPD.	1=Never Had 2=Had w/in 1 yr 3=Had w/in 2 yrs 4=Had w/in 3 yrs 5=Had w/in 5 yrs 6=Had > 5 yrs ago 9=Unknown/Refused'
_PAP1	NEVER/EVER PAP SMEAR, NO HYSTERECTOMY	_PAPA.	1=Never Had 2=Ever Had 9=Unknown/Refused'
_PAP2	PAP SMEAR STATUS, WOMEN W/O HYSTERECTOMY	_PAPB.	1=Never Had 2=Never Heard of 3=Had w/in 1 yr 4=Had w/in 2 yrs 5=Had w/in 5 yrs 6=Had > 5 yrs ago 9=Unknown/Refused'
_PAP3	NEVER/EVER PAP SMEAR, ALL WOMEN	_PAPA.	1=Never Had 2=Ever Had 9=Unknown/Refused'
_PAP4	PAP SMEAR STATUS, ALL WOMEN	_PAPB.	1=Never Had 2=Never Heard of 3=Had w/in 1 yr 4=Had w/in 2 yrs 5=Had w/in 5 yrs 6=Had > 5 yrs ago 9=Unknown/Refused'
_PAP5	NEVER/EVER PAP SMEAR, NO HYSTERECTOMY	_PAPC.	1=Never Had 2=Ever Had 9=Unknown/Refused'
_PAP6	PAP SMEAR STATUS, WOMEN W/O HYSTERECTOMY	_PAPD.	1=Never Had 2=Had w/in 1 yr 3=Had w/in 2 yrs 4=Had w/in 3 yrs 5=Had w/in 5 yrs 6=Had > 5 yrs ago 9=Unknown/Refused'
_PAP7	NEVER/EVER PAP SMEAR, ALL WOMEN	_PAPC.	1=Never Had 2=Ever Had 9=Unknown/Refused'
_PAP8	PAP SMEAR STATUS, ALL WOMEN	_PAPD.	1=Never Had 2=Had w/in 1 yr 3=Had w/in 2 yrs 4=Had w/in 3 yrs 5=Had w/in 5 yrs 6=Had > 5 yrs ago 9=Unknown/Refused'

Risk Factor Variables

Responses to survey questions have been used to calculate a series of "risk factor" variables. These variables start with _RF and are coded as follows:

- 1 = Not at Risk
- 2 = At Risk
- 9 = Unknown Risk

Part VII: Calculated Variables

Variable	Label	Description
_RFCHOL	At risk for high cholesterol	Based on response to variable LEVEL: "What is your blood cholesterol level?" Persons who report a cholesterol level above 240 are considered at risk and persons who report a level of 240 or lower are considered not at risk. Persons who report that they never had their cholesterol level checked, or were not told or cannot remember the number they were told, are set to 9 (unknown).
_RFCHIL1	High cholesterol calculated variable	
_RFDRACU	Risk for acute drinking, defined as having five or more drinks on at least one occasion during the past month	This determination is based on variable DRINKGE5: "Considering all types of alcoholic beverages, that is, beer, wine, wine coolers, cocktails, and liquor, as drinks, how many times during the past month did you have five or more drinks on an occasion?" Respondents who refused to answer DRINKANY "Have you had any beer, wine, wine coolers, cocktails, or liquor during the past month?" are not asked DRINKGE5, and are set to 9 (unknown).
_RFDRCHR	Risk for chronic drinking, defined as drinking sixty or more alcoholic beverages during the past month	This variable is based on responses to questions concerning the number of occasions during the past month when alcoholic beverages were consumed, and the average number of drinks consumed on those occasions. From answers to these questions, the average number of alcoholic beverages consumed per month is calculated (_DRNKMO). Respondents who drank sixty or more alcoholic beverages are considered at risk for chronic drinking. Respondents who refused to answer DRINKANY "Have you had any beer, wine, wine coolers, cocktails, or liquor during the past month?" are not asked questions concerning amount and frequency of alcohol consumption, and are set to 9 (unknown) for _RFDRCHR. Respondents who could not or did not report the number of occasions on which they drank and/or the number of drinks per occasion are also set to missing for _RFDRCHR. N.B.: From 1984 to 1988, separate questions were asked concerning consumption of beer (_NBEERMO), wine (_NWINEMO) and liquor (NLIQRMO). In 1989 and 1990, questions were asked for all alcoholic beverages combined. This change appears to have resulted in a drop in the measured prevalence of chronic drinking. Trends in chronic drinking must therefore be examined separately for 1984-1988 and from 1989 forward.
_RFDRCH1	Risk for chronic drinking, defined as drinking sixty or more alcoholic beverages during the past month	This variable is based on responses to questions concerning the number of occasions during the past month when alcoholic beverages were consumed, and the average number of drinks consumed on those occasions. From answers to these questions, the average number of alcoholic beverages consumed per month is calculated (_DRNKMO1). Respondents who drank sixty or more alcoholic beverages are considered at risk for chronic drinking. Prior to 1993, the question DRINKANY made reference to a date one month prior to survey. In 1993, the reference to a date was dropped. DRINKANY was renamed to DRNKANY1 and to reflect this change, _RFDRCHR was renamed to _RFDRCH1. In 1995 forward, the variable is _RFDRCH2.
_RFDRCH2		
_RFDRCH3		
_RFDRDRI	Risk for drinking and driving, defined as driving on at least one occasion in the past month after having had too much to drink	This determination is based on DRINKDRI: "And during the past month, how many times have you driven when you've had perhaps too much to drink?" Respondents who refused to answer DRINKANY "Have you had any beer, wine, wine coolers, cocktails, or liquor during the past month?" are not asked DRINKDRI, and are set to 9 (unknown).

Part VII: Calculated Variables

Variable	Label	Description
_RFDRHV5	Risk for heavy drinking	This determination is based on _DRNKWEK; Adult men having more than 14 drinks per week and adult women having more than 7 drinks per week
_RFRIDE	Risk of having ridden with a driver who has had too much to drink	This determination is based on RIDEDRNK: "And during the past month, how many times have you ridden with a driver who has had perhaps too much to drink?" Respondents who refused to answer DRNKANY1 "Have you had any beer, wine, wine coolers, cocktails, or liquor during the past month?" are asked RIDEDRNK and, unlike _RFDRDRI, are not set to 9 (unknown).
_RFHYPER	Blood pressure still high	Based on response to BPUPNOW: "As far as you know, is your blood pressure presently normal or under control -- or is it still high?" Respondents who report that their blood pressure is still high are considered at risk. Persons who refuse to respond or state that they don't know if their blood pressure is still high are set to 9 (unknown) for _RFHYPER. Persons who refused to answer or answered DON'T KNOW/NOT SURE to BPHIGH "Have you ever been told by a doctor, nurse, or other health professional that you have high blood pressure?" are also set to 9 (unknown).
_RFHYPE2	Ever told blood pressure high	This question was dropped in 1990. All values for _RFHYPER for 1990 forward are set to missing. Based on response to BPHIGH: "Have you ever been told by a doctor, nurse, or other health professional that you have high blood pressure?" Respondents who report that they have been told they have high blood pressure are considered at risk.
_RFHYPE3	Told on more than one occasion that blood pressure is high or prescribed medication for high blood pressure or blood pressure still high	Based on responses to questions HIGHGT1, BPTREAT, and BPUPNOW. Respondents who respond "more than once" to HIGHGT1, or "yes" to BPTREAT, or "still high" to BPUPNOW are considered at risk.
_RFHYPE5	Told have high blood pressure by a doctor, nurse, or other health professional	BPUPNOW was dropped in 1990, making consistent coding of this variable impossible. All values for _RFHYPER3 for 1990 forward are set to missing. Based on response to BPHIGH2: "Have you ever been told by a doctor, nurse, or other health professional that you have high blood pressure?"
_RFLIFES	At risk for sedentary lifestyle	Based on responses to a series of questions concerning leisure-time physical activities. Activities on which information is collected include running, jogging or walking, swimming, bicycling, calisthenics, aerobics, golf, gardening and other home activities requiring physical exertion, competitive and team sports, and outdoor recreational activities such as hiking, boating, fishing and hunting. The type, duration and frequency of the two activities most commonly engaged in over the last month is recorded. Based on responses to these questions, the variable _TOTINDX is created, in which exercise level is categorized as follows: 1) no activity (no exercise outside of normal work duties during the last month), 2) irregular (less than three times a week and/or less than twenty minutes per occasion), 3) regular, but not intense (at least three times a week for at least twenty minutes each occasion, but not meeting the Year 2000 Objective 4.1 for exercise), and 4) regular and vigorous (meeting Year 2000 Objective 4.1 - regular exercise which involves large muscle groups in dynamic movement performed at an intensity of 60 percent or greater of an individual's cardiorespiratory capacity). Persons with no or irregular exercise are considered to have a sedentary lifestyle.

Part VII: Calculated Variables

Variable	Label	Description
_RFREGUL	Regular and Sustained Activity Level.	Respondents who reported a physical activity or pair of physical activities that were done for 30 minutes or more per session, five or more times per week, regardless of intensity are coded as "At Risk". Respondents who reported no activity or activity less than this amount are coded as "not at risk." Measures Year 2000 Objective 1.3.
_RFOBESE	At risk for overweight, defined as 120% or more of ideal weight based on the mid-value of the medium frame person on the 1959 Metropolitan Life Insurance Company height/weight tables	The reported height and weight of the individual are used to determine the weight for height percent of median (_WTFORHT), which is then used to calculate _RFOBESE.
_RFSECND	At risk for exposure to second-hand smoke	This variable is calculated by CDC, but not by California. Based on the smoking status of the respondent and all enumerated adults (SMOKE1-SMOKE9). _RFSECND has a value of "1" if the respondent is a non-smoker and all enumerated adults are coded as non-smokers; it has a value of "2" if the respondent or any enumerated adults are current smokers; it has a value of "9" if none of the adults (respondent or enumerated adults) are smokers, but the smoking status of at least one is unknown or refused. _RFSECND is set to missing if the participant was a non-smoker, the variable NUMADULT was greater than one, and values for all enumerated adults were set to missing.
_RFSEATB	Wear seatbelts seldom or never	These risk factor variables related to seat belt use are based on responses to SEATBELT: "How often do you use seat belts when you drive or ride in a car? Would you say always, nearly always, sometimes, seldom, or never?" Respondents who state that they wear seat belts "sometimes" are considered not to be at risk under _RFSEATB or _RFSEAT3, and are considered at risk under _RFSEAT2. For both definitions, respondents who state that they never ride in cars are considered "not at risk."
_RFSEAT2	Wear seatbelts sometimes, seldom or never	
_RFSEAT3	Seatbelt non-use	
_RFSMOKE _SMOKER	At risk due to smoking Smoking status	Participants are asked if they have smoked 100 cigarettes (SMOKE100), and if so, if they currently smoke (SMOKENOW), and if they currently smoke, the number of cigarettes smoked per day (SMOKENUM). The variable _SMOKER uses these three questions to categorize persons as current smokers, former smokers, never smokers, and irregular smokers. Irregular smokers are those who stated that they currently smoke, but responded DON'T smoke regularly" to SMOKENOW. _RFSMOKE considers both current and irregular smokers as being "at risk" for smoking.
_RFTOBAC _SMKLESS	At risk for smokeless tobacco use Smokeless status	Questions on smokeless tobacco use were asked in 1987 and 1988 only. Persons who currently use chewing tobacco, snuff, or both are considered at risk. The variable _SMKLESS uses these three questions to categorize persons as current user, former user, never used.

Part VII: Calculated Variables

Variable	Label	Description
_RFWHBMI	At risk for overweight based on body mass index based on old standards	<p>Body mass index is calculated from the reported height and weight of the individual according to the following formula:</p> $_BMI = \text{weight in kg} / [(\text{height in m})^2]$ <p>Male respondents were considered overweight if they had a BMI of 27.8 or higher, while females were considered overweight if they had a BMI of 27.3 or higher. These values represent the sex-specific 85th percentile of BMI for U.S. adults 20 and 29 years of age as determined by the Second National Health and Nutrition Examination Survey (NHANES-II), conducted by the National Center for Health Statistics between 1976 and 1980.</p>
_RFBMI2	At risk for overweight based on body mass index based on 1999 standards	<p>Respondents are considered normal weight if they had a BMI between 18.5-24.9, over weight if they had a BMI between 25.0-29.9 and obese if they had a BMI of 30.0 or higher.</p> <p>For the variable _RFBMI2 the respondents are at risk if they have a BMI of 25.0 or higher.</p> <p>These values are from the Executive Summary of Clinical Guidelines on the Identification, Evaluation, and Treatment of Overweight and Obesity in Adults; National Heart, Lung and Blood Institute, 1998.</p>

Part VIII: Unweighted Demographic Frequencies**Part VIII: Unweighted Demographic Cumulative Frequencies****Table V.a***Sample (1984-2018)*

Year	Frequency	Percent	Cumulative Frequency	Cumulative Percent
1984	1,086	0.47%	1,086	0.47%
1985	1,369	0.59%	2,455	1.06%
1986	1,569	0.68%	4,024	1.74%
1987	1,784	0.77%	5,808	2.51%
1988	2,462	1.06%	8,270	3.58%
1989	2,398	1.04%	10,668	4.61%
1990	2,701	1.17%	13,369	5.78%
1991	2,995	1.30%	16,364	7.08%
1992	3,982	1.72%	20,346	8.80%
1993	3,610	1.56%	23,956	10.36%
1994	3,999	1.73%	27,955	12.09%
1995	4,046	1.75%	32,001	13.84%
1996	4,003	1.73%	36,004	15.57%
1997	4,063	1.76%	40,067	17.33%
1998	4,045	1.75%	44,112	19.08%
1999	4,149	1.79%	48,261	20.87%
2000	4,017	1.74%	52,278	22.61%
2001	4,188	1.81%	56,466	24.42%
2002	4,388	1.90%	60,854	26.32%
2003	4,439	1.92%	65,293	28.24%
2004	4,463	1.93%	69,756	30.17%
2005	6,098	2.64%	75,854	32.81%
2006	5,692	2.46%	81,546	35.27%
2007	5,718	2.47%	87,264	37.74%
2008	11,640	5.03%	98,904	42.78%
2009	17,539	7.59%	116,443	50.36%
2010	17,895	7.74%	134,338	58.10%
2011	17,501	7.57%	151,839	65.67%
2012	14,043	6.07%	165,882	71.75%
2013	11,214	4.85%	177,096	76.60%
2014	8,832	3.82%	185,928	80.42%
2015	12,601	5.45%	198,529	85.87%
2016	11,393	4.93%	209,922	90.80%
2017	9,358	4.05%	219,280	94.84%
2018	11,919	5.16%	231,199	100.00%

Table V.b*Sex (1984-2018)*

SEX	Frequency	Percent
Male	99,412	43.0%
Female	131,783	57.0%
DK or Refused	4	0.0%
TOTAL	231,199	100%

Part VIII: Unweighted Demographic Frequencies
Table V.c
Race, 4 Categories (1984-2018)

RACEGR	Frequency	Percent
White	141,669	61.3%
Black	11,586	5.0%
Hispanic	57,963	25.1%
Other	19,549	8.5%
Don't know/ Refused*	432	0.2%
TOTAL	231,199	100%

* Beginning in 2014, respondents were allowed to participate in the survey when answering "don't know" or "refused" to race/ethnicity.

Table V.d
Age, 10 Year Categories (1984-2018)

_AGEG	Frequency	Percent	Cumulative Frequency	Cumulative Percent
18-24	17,649	7.6%	17,649	7.6%
25-34	36,447	15.8%	54,096	23.4%
35-44	41,507	18.0%	95,603	41.4%
45-54	40,569	17.5%	136,172	58.9%
55-64	39,095	16.9%	175,267	75.8%
65+	55,398	24.0%	230,665	99.8%
Don't know/ Refused*	534	0.2%	231,199	100%

* Beginning in 2014, respondents were allowed to participate in the survey when answering "don't know" or "refused" to age.

Table V.e
Education (1984-2018)

EDUCA	Frequency	Percent	Cumulative Frequency	Cumulative Percent
Less than 9 th Grade	15,439	6.7%	15,439	6.7%
Some High School	14,448	6.2%	29,887	12.9%
HS Grad or GED	48,052	20.8%	77,939	33.7%
Some Technical School	1,193	0.5%	79,132	34.2%
Technical School Grad	3,217	1.4%	82,349	35.6%
Some College	56,504	24.4%	138,853	60.1%
College Graduate	50,019	21.6%	188,872	81.7%
Post Grad	34,679	15.0%	223,551	96.7%
Refused	2,747	1.2%	226,298	97.9%
Don't Know/Not Sure	100	0.0%	226,398	97.9%
Missing*	4,801	2.1%	231,199	100%

*Education is missing because out of state resident CA cell phone respondents (included in 2014 for the first time) do not answer the CA education question

Part VIII: Unweighted Demographic Frequencies

Table V.f

Income (1984-2018)

INCOME	Frequency	Percent	Valid Percent	Cumulative Frequency	Cumulative Percent
<\$10,000	19,728	8.5%	9.5%	19,728	9.5%
\$10,000-\$14,999	16,665	7.2%	8.0%	36,393	17.5%
\$15,000-\$19,999	14,788	6.4%	7.1%	51,181	24.6%
\$20,000-\$24,999	14,886	6.4%	7.1%	66,067	31.7%
\$25,000-\$34,999	22,227	9.6%	10.7%	88,294	42.4%
\$35,000-\$49,999	27,249	11.8%	13.1%	115,543	55.5%
\$50,000-\$75,000	12,126	5.2%	5.8%	127,669	61.3%
>\$75,000	80,653	34.9%	38.7%	208,322	100.0%
Total Valid	208,322	90.1%	100%		
Missing:					
Refused/DK	17,812	7.7%			
Not Collected*	5,065	2.2%			
Total	231,199	100%			

*Income is missing because out of state resident CA cell phone respondents (included in 2014 for the first time) do not answer the CA income question

Table V.g

Sex by Race (1984-2018)

SEX	RACEGR					Total Refused*
	White	Black	Hispanic	Other	Don't know/	
Male (frequency)	60,376	4,614	24,698	9,465	259	99,412
Row percent	60.7%	4.6%	24.8%	9.5%	0.3%	
Column percent	42.6%	39.8%	42.6%	48.4%	60.0%	
Total percent	26.1%	2.0%	10.7%	4.1%	0.1%	43.0%
Female (frequency)	81,291	6,971	33,265	10,083	173	131,783
Row percent	61.7%	5.3%	25.2%	7.7%	0.1%	
Column percent	57.4%	60.2%	57.4%	51.6%	40.0%	
Total percent	35.2%	3.0%	14.4%	4.4%	0.1%	57.0%
Refused (frequency)	2	1	0	1	0	4
Row percent	0.0%	0.0%	0.0%	0.0%	0.0%	
Column percent	0.0%	0.0%	0.0%	0.0%	0.0%	
Total percent	0.0%	0.0%	0.0%	0.0%	0.0%	0.0%
Total (frequency)	141,669	11,586	57,963	19,549	432	231,199
Percent	61.3%	5.0%	25.1%	8.5%	0.2%	100%

* Beginning in 2014, respondents were allowed to participate in the survey when answering "don't know" or "refused" to race/ethnicity.

Part VIII: Unweighted Demographic Frequencies

Table V.h

Education by Race (1984-2018)

EDUCA	RACEGR					Total
	White	Black	Hispanic	Other	Don't know/ Refused*	
Less than 9 th Grade (frequency)	1,207	215	13,681	340	5	15,448
Row percent	7.8%	1.4%	88.6%	2.2%	0.0%	
Column percent	0.9%	1.9%	23.6%	1.7%	1.2%	
Total percent	0.5%	0.1%	5.9%	0.1%	0.0%	6.7%
Some High School (frequency)	2,997	750	8,237	668	7	14,459
Row percent	20.7%	5.2%	57.0%	4.6%	0.0%	
Column percent	2.1%	6.5%	14.2%	3.4%	1.6%	
Total percent	1.3%	0.3%	3.6%	0.3%	0.0%	6.3%
HS Grad or GED (frequency)	27,690	2,931	14,613	2,818	30	48,082
Row percent	57.6%	6.1%	30.4%	5.9%	0.1%	
Column percent	19.5%	25.3%	25.2%	14.4%	6.9%	
Total percent	12.0%	1.3%	6.3%	1.2%	0.0%	20.8%
Some Technical School (frequency)	737	74	323	57	2	1,193
Row percent	61.8%	6.2%	27.1%	4.8%	0.2%	
Column percent	0.5%	0.6%	0.6%	0.3%	0.5%	
Total percent	0.3%	0.0%	0.1%	0.0%	0.0%	0.5%
Technical School Grad (frequency)	1,887	174	902	253	6	3,222
Row percent	58.6%	5.4%	28.0%	7.9%	0.2%	
Column percent	1.3%	1.5%	1.6%	1.3%	1.4%	
Total percent	0.8%	0.1%	0.4%	0.1%	0.0%	1.4%
Some College (frequency)	38,699	3,745	10,224	3,786	83	56,537
Row percent	68.4%	6.6%	18.1%	6.7%	0.1%	
Column percent	27.3%	32.3%	17.6%	19.4%	19.2%	
Total percent	16.7%	1.6%	4.4%	1.6%	0.0%	24.5%
College Graduate (frequency)	35,546	2,076	5,975	6,353	108	50,058
Row percent	71.0%	4.1%	11.9%	12.7%	0.2%	
Column percent	25.1%	17.9%	10.3%	32.5%	25.0%	
Total percent	15.4%	0.9%	2.6%	2.7%	0.0%	21.7%
Post Grad (frequency)	26,835	1,189	2,457	4,159	72	34,712
Row percent	77.3%	3.4%	7.1%	12.0%	0.2%	
Column percent	18.9%	10.3%	4.2%	21.3%	16.7%	
Total percent	11.6%	0.5%	1.1%	1.8%	0.0%	15.0%
Don't know/Refused (frequency)	1,172	179	1,100	377	23	2,843
Row percent	41.2%	6.3%	38.7%	13.3%	0.8%	
Column percent	0.8%	1.5%	1.9%	1.9%	5.3%	
Total percent	0.5%	0.1%	0.5%	0.2%	0.0%	1.2%
Missing (frequency)*	3,099	261	451	738	96	4,645
Row percent	66.7%	5.6%	9.7%	15.9%	2.1%	
Column percent	2.2%	2.3%	0.8%	3.8%	22.2%	
Total percent	1.3%	0.1%	0.2%	0.3%	0.0%	2.0%
Total (frequency)	141,669	11,586	57,963	19,549	432	231,199
Percent	61.3%	5.0%	25.1%	8.5%	0.2%	100%

* Beginning in 2014, respondents were allowed to participate in the survey when answering "don't know" or "refused" to race/ethnicity.

** Education is missing because out of state resident CA cell phone respondents (included in 2014 for the first time) do not answer the CA education question

Part IX: AAPOR Response Rates**PART IX: AAPOR RESPONSE RATES****Table VI.a***Summary of Calling Outcomes 2018*

Category	Frequency
Interview (Category 1)	
Complete (1.1)	8,674
Partial (1.2)	3,245
Eligible, non-interview (Category 2)	
Refusal and Break off (2.1)	4,391
Other, non-contact (2.2)	612
Physically or mentally unable/incompetent (2.3)	110
Language barrier (2.3)	75
Unknown eligibility, non-interview (Category 3)	
Unknown if private residence (3.1)	61,732
No answer (3.1)	15,530
Answering machine-don't know if household (3.1)	56,551
Call blocking (3.1)	504
Housing unit, unknown if eligible respondent (3.2)	2,149
Unknown if person is HH resident (3.3)	2,257
Other (3.9)	0
Not eligible (Category 4)	
Out of sample - does not live in California, no eligible respondent (4.1)	3,956
Fax/data line (4.2)	3,653
Non-working/disconnect (4.3)	164,266
Special technological circumstances (4.4)	24,732
Call forwarding (4.4)	3
Cell phone in landline sample, OR landline in cell phone sample (4.4)	274
Nonresidence (4.5)	12,767
Business, government office, other organizations (4.5)	0
No eligible respondent (4.7)	0
Other (4.9)	0
Total phone numbers used	365,481

Part IX: AAPOR Response Rates
Table VI.b
Response and Cooperation Rates 2018³⁰

	Rate formula	Frequency/Rate
Totals used to rates		
I=Complete Interviews (1.1)		8,674
P=Partial Interviews (1.2)		3,245
R=Refusal and break off (2.1)		4,391
NC=Non-Contact (2.2)		612
O=Other (2.3)		185
Response Rate 1	$I/(I+P) + (R+NC+O) + (UH+UO)$	5.6%
Response Rate 2	$(I+P)/(I+P) + (R+NC+O) + (UH+UO)$	7.6%
Response Rate 3	$I/((I+P) + (R+NC+O) + e(UH+UO))$	31.5%
Response Rate 4³¹	$(I+P)/((I+P) + (R+NC+O) + e(UH+UO))$	43.2%
Cooperation Rate 1	$I/(I+P)+R+O$	52.6%
Cooperation Rate 2	$(I+P)/((I+P)+R+O)$	72.3%
Cooperation Rate 3	$I/((I+P)+R)$	53.2%
Cooperation Rate 4	$(I+P)/((I+P)+R)$	73.1%

³⁰ All calculations were done using AAPOR's Standard Calculator and AAPOR's Standard Definitions and Eligibility Calculation documents available at <http://www.aapor.org>.

³¹ "e", is the estimated proportion of cases of unknown eligibility that are eligible. This estimate is based on the proportion of eligible units among all units in the sample for which a definitive determination of status was obtained (a conservative estimate). For the calculations in this table, e was estimated to be 1.7% (sum of Categories 1 and 2 / sum of Categories 1, 2 and 4).