



CALIFORNIA CANCER REGISTRY FACT SHEET

COLORECTAL CANCER

BY THE NUMBERS

Colorectal Cancer in California

14,120

The number of people expected to be diagnosed with colorectal cancer in California in 2013.

5,125

The number of deaths from colorectal cancer expected in California in 2013

#3

Colorectal cancer was the third most common type of cancer incidence (new diagnoses) and the third most common cause of cancer mortality (deaths) among males and also among females in California in 2010.

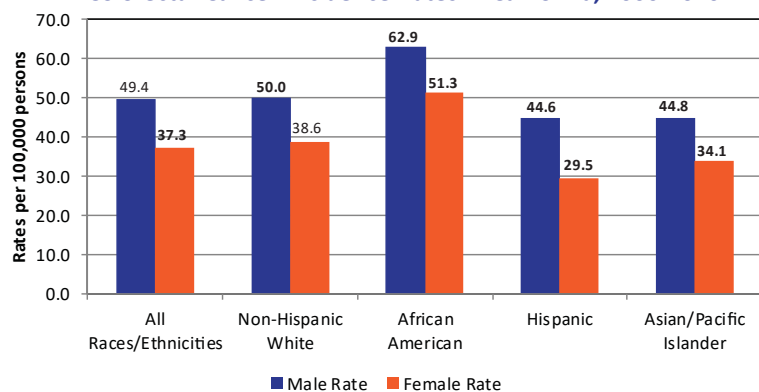
Colorectal cancer is cancer that starts in the colon or the rectum. These cancers can also be referred to separately as colon cancer or rectal cancer, depending on where they start. The colon and rectum are parts of the digestive system, which is also called the gastrointestinal (GI) system.

Colorectal Cancer Incidence and Mortality Rates, California, 2006-2010

Between 2006 and 2010, the colorectal cancer incidence rate among males in California was 49.4 new cases per 100,000 males per year and the mortality rate was 17.5 deaths per 100,000 males per year. For females, these rates were slightly lower, with an incidence rate of 37.3 new cases per 100,000 females and a mortality rate of 12.7 deaths per 100,000 females per year.

With respect to race/ethnicity, African-American males and females had the highest incidence rates (62.9 and 51.3 new cases per 100,000 persons, respectively) and the highest mortality rates (26.7 and 20.1 deaths per 100,000 persons, respectively) in the state.

Colorectal Cancer Incidence Rates in California, 2006-2010

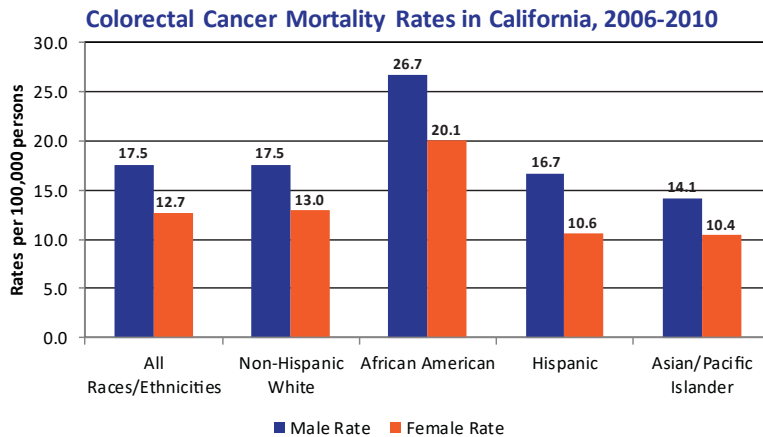


Source: California Cancer Registry, California Department of Public Health.
Prepared by the California Department of Public Health, California Cancer Registry.
Note: Rates are age-adjusted to the 2000 U.S. Population.



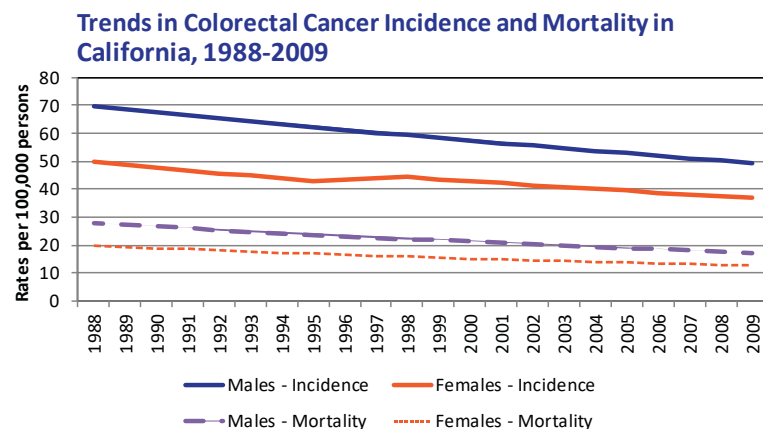
CALIFORNIA CANCER REGISTRY FACT SHEET

COLORECTAL CANCER



California Incidence and Mortality Trends, 1988-2009

Colorectal cancer incidence and mortality rates among males in California have been decreasing at a statistically significant rate since 1988. A similar pattern is seen for both incidence and mortality rates among females in California. The only exception is that the female incidence rate appeared to increase slightly from 1995-1998 before decreasing again at a statistically significant through 2009.



Colorectal Cancer in California

Five-Year Relative Survival Rates

CALIFORNIA, 2001-2010

If Diagnosed When the Tumor is:

Localized

(The tumor has broken through the basement membrane, but is still confined to the organ in which it is growing.)

Regional

(The tumor has spread to the lymph nodes or adjacent tissues.)

Distant

(The tumor has spread to other parts of the body (metastasized).)

All Stages

Overall Five-Year Relative Survival Rate for Colorectal Cancer in California

Five-Year Survival Rate is:

94%

73%

13%

68%

Note: Follow-up is through December 2010. Cancers that were unstaged at time of diagnosis are excluded.

Risk Factors

Certain factors have been shown to be associated with an increased risk of certain types of cancer. But, the majority of known cancer risk factors are related to individual characteristics (such as age, race/ethnicity or family history/genetic susceptibility) and behaviors (such as smoking, diet, physical inactivity, unsafe sex, and sun exposure). For more information about colorectal cancer-specific risk factors, please see the resources listed below.

For more information

on risk factors, screening, symptoms, treatment:

♦ **National Cancer Institute (NCI)**
"What You Need to Know About . . ." series:
<http://www.cancer.gov/cancertopics/wyntk>

Cancer Information Service phone number:
1-800-4-CANCER

♦ **Centers for Disease Control and Prevention (CDC):**
www.cdc.gov

♦ **American Cancer Society (ACS):**
www.cancer.org, or 1-800-227-2345