

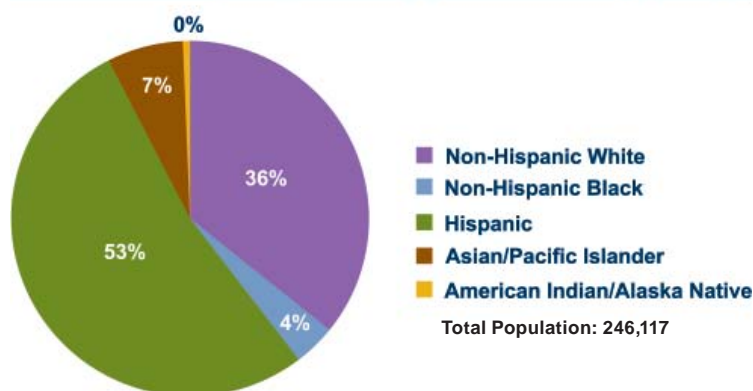
Selected Cancer Facts-Merced County

October 2011

This fact sheet is provided by the California Cancer Registry (CCR) of the California Department of Public Health to show the impact of cancer on California residents. The CCR is California's population-based cancer surveillance system, and it collects information on almost all cancers diagnosed in the state. This information helps to further our understanding of cancer and is used to develop strategies and policies for its prevention, treatment, and control.

Demographic Population Projections

Merced County Population by Race/Ethnicity (2008)



Source: National Center for Health Statistics, 2008
Prepared by the California Department of Public Health, Cancer Surveillance Section.

Merced County Estimated Number of New Cancer Cases and Deaths - 2011 (Major Sites)

	Cases	Deaths
Breast	110	25
Prostate	90	15
Lung & Bronchus	115	85
Colon & Rectum	80	30
Bladder	40	5
All Sites	770	300

Excludes non-melanoma skin cancers and carcinoma *in situ*, except bladder. These projections are offered as a rough guide, and should not be regarded as definitive.

Incidence Rates for California's Most Common Cancers: Merced County, 2004-2008

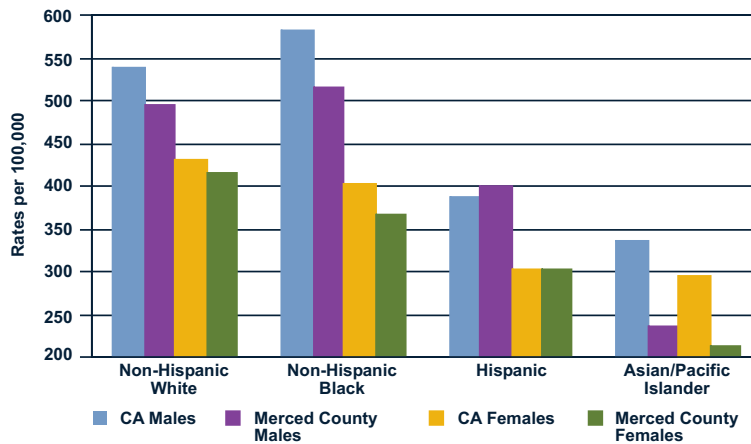
Males	County Rate	State Rate	Females	County Rate	State Rate
Prostate	115.6*	143.3	Breast	106.3*	121.6
Lung & Bronchus	73.1*	62.0	Lung & Bronchus	48.1	45.0
Colon & Rectum	50.1	50.3	Colon & Rectum	41.8	38.1
Bladder	36.9	33.6	Uterus	20.3	22.1
Melanoma	13.5*	26.2	Melanoma	7.8*	15.4
All Sites	458.3*	494.5	All Sites	370.8	387.4

Rates are shown as the number of new cases or deaths per 100,000 persons. All rates are age-adjusted to the 2000 United States Standard Population.
*County rate is statistically significantly different from the Statewide rate (p<0.05).



This fact sheet was prepared by the California Cancer Registry (CCR), Cancer Surveillance Section, Cancer Surveillance and Research Branch, California Department of Public Health, 1825 Bell Street, Suite #102, Sacramento, CA 95825. For more information, visit the CCR website at www.ccrca.org or call (916) 779-0300.

Age-Adjusted Incidence Rates by Race/Ethnicity and Sex, Merced County, 2004-2008, All Sites Combined



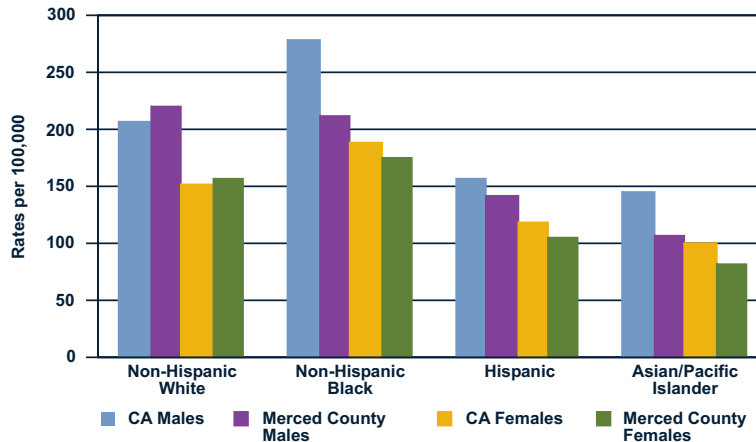
Rates are shown as the number of new cases or deaths per 100,000 persons. All rates are age-adjusted to the 2000 United States Standard Population. Rates based on fewer than 15 cases are not shown. Prepared by the California Department of Public Health, Cancer Surveillance Section.

Mortality Rates for California's Most Common Cancers: Merced County, 2004-2008

Males	County Rate	State Rate	Females	County Rate	State Rate
Lung & Bronchus	57.6*	49.7	Lung & Bronchus	35.6	33.6
Prostate	21.1	22.9	Breast	23.1	22.3
Colon & Rectum	15.3	18.1	Colon & Rectum	12	13.1
Pancreas	10.5	11.7	Pancreas	9.9	9.2
Liver & Intrahepatic Bile Duct	8.0	9.4	Ovary	5.2*	8.4
All Sites	189.4	194.2	All Sites	139.4	142.1

Rates are shown as the number of new cases or deaths per 100,000 persons. All rates are age-adjusted to the 2000 United States Standard Population. *County rate is statistically significantly different from the Statewide rate (p<0.05).

Age-Adjusted Mortality Rates by Race/Ethnicity and Sex, Merced County, 2004-2008, All Sites Combined



Rates are shown as the number of new cases or deaths per 100,000 persons. All rates are age-adjusted to the 2000 United States Standard Population. Rates based on fewer than 15 cases are not shown. Prepared by the California Department of Public Health, Cancer Surveillance Section.