

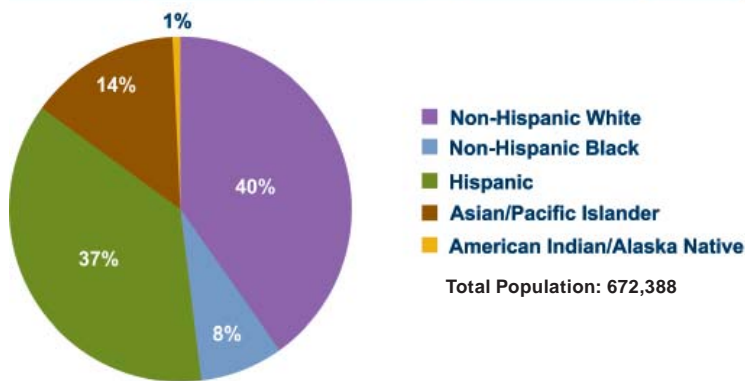
Selected Cancer Facts-San Joaquin County

October 2011

This fact sheet is provided by the California Cancer Registry (CCR) of the California Department of Public Health to show the impact of cancer on California residents. The CCR is California's population-based cancer surveillance system, and it collects information on almost all cancers diagnosed in the state. This information helps to further our understanding of cancer and is used to develop strategies and policies for its prevention, treatment, and control.

Demographic Population Projections

San Joaquin County Population by Race/Ethnicity (2008)



Source: National Center for Health Statistics, 2008
Prepared by the California Department of Public Health, Cancer Surveillance Section.

San Joaquin County Estimated Number of New Cancer Cases and Deaths - 2011 (Major Sites)

	Cases	Deaths
Breast	360	75
Prostate	360	50
Lung & Bronchus	330	275
Colon & Rectum	255	85
Bladder	110	25
All Sites	2,505	1,020

Excludes non-melanoma skin cancers and carcinoma *in situ*, except bladder. These projections are offered as a rough guide, and should not be regarded as definitive.

Incidence Rates for California's Most Common Cancers: San Joaquin County, 2004-2008

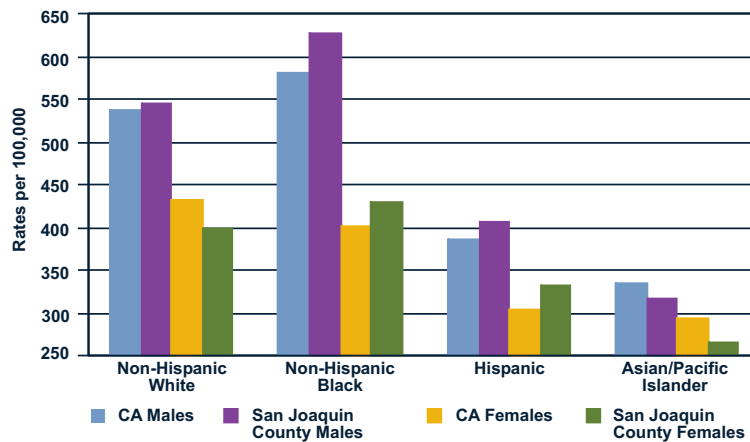
Males	County Rate	State Rate	Females	County Rate	State Rate
Prostate	144.7	143.3	Breast	113.7*	121.6
Lung & Bronchus	75.9*	62	Lung & Bronchus	52.1*	45.0
Colon & Rectum	51.5	50.3	Colon & Rectum	36.8	38.1
Bladder	35.3	33.6	Uterus	19.9	22.1
Melanoma	19.2*	26.2	Melanoma	10.4*	15.4
All Sites	504.6	494.5	All Sites	374.5*	387.4

Rates are shown as the number of new cases or deaths per 100,000 persons. All rates are age-adjusted to the 2000 United States Standard Population. *County rate is statistically significantly different from the Statewide rate (p<0.05).



This fact sheet was prepared by the California Cancer Registry (CCR), Cancer Surveillance Section, Cancer Surveillance and Research Branch, California Department of Public Health, 1825 Bell Street, Suite #102, Sacramento, CA 95825. For more information, visit the CCR website at www.ccrca.org or call (916) 779-0300.

Age-Adjusted Incidence Rates by Race/Ethnicity and Sex, San Joaquin County, 2004-2008, All Sites Combined



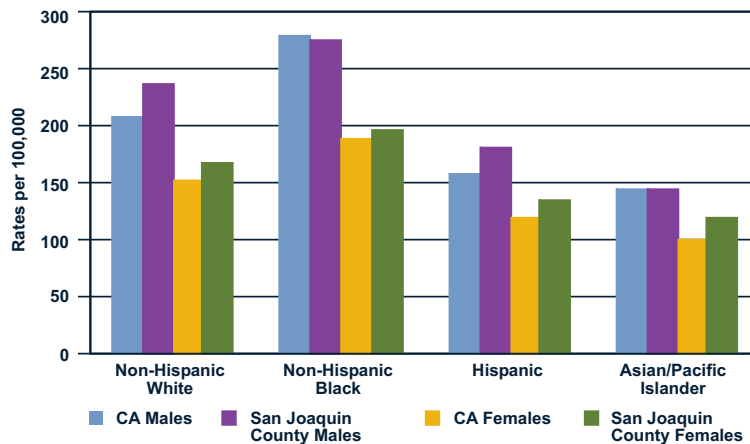
Rates are shown as the number of new cases or deaths per 100,000 persons. All rates are age-adjusted to the 2000 United States Standard Population. Rates based on fewer than 15 cases are not shown. Prepared by the California Department of Public Health, Cancer Surveillance Section.

Mortality Rates for California's Most Common Cancers: San Joaquin, 2004-2008

Males	County Rate	State Rate	Females	County Rate	State Rate
Lung & Bronchus	62.1*	49.7	Lung & Bronchus	42.0*	33.6
Prostate	24.3	22.9	Breast	24.3	22.3
Colon & Rectum	17.5	18.1	Colon & Rectum	13.7	13.1
Pancreas	11.5	11.7	Pancreas	10.1	9.2
Liver & Intrahepatic Bile Duct	10.0	9.4	Ovary	7.5	8.4
All Sites	215.6*	194.2	All Sites	156.3*	142.1

Rates are shown as the number of new cases or deaths per 100,000 persons. All rates are age-adjusted to the 2000 United States Standard Population. *County rate is statistically significantly different from the Statewide rate (p<0.05).

Age-Adjusted Mortality Rates by Race/Ethnicity and Sex, San Joaquin County, 2004-2008, All Sites Combined



Rates are shown as the number of new cases or deaths per 100,000 persons. All rates are age-adjusted to the 2000 United States Standard Population. Rates based on fewer than 15 cases are not shown. Prepared by the California Department of Public Health, Cancer Surveillance Section.