

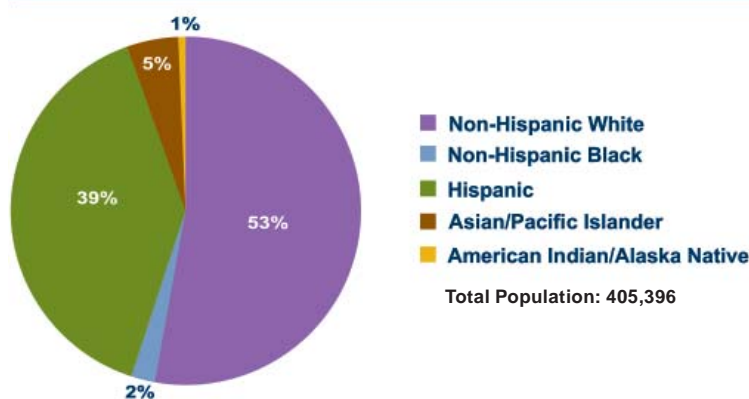
Selected Cancer Facts-Santa Barbara County

October 2011

This fact sheet is provided by the California Cancer Registry (CCR) of the California Department of Public Health to show the impact of cancer on California residents. The CCR is California's population-based cancer surveillance system, and it collects information on almost all cancers diagnosed in the state. This information helps to further our understanding of cancer and is used to develop strategies and policies for its prevention, treatment, and control.

Demographic Population Projections

Santa Barbara County Population by Race/Ethnicity, 2008



Source: National Center for Health Statistics, 2008
Prepared by the California Department of Public Health, Cancer Surveillance Section.

Santa Barbara County Estimated Number of New Cancer Cases and Deaths, 2011 (Major Sites)

	Cases	Deaths
Breast	310	45
Prostate	250	45
Lung & Bronchus	190	150
Colon & Rectum	155	60
Bladder	95	20
All Sites	1,890	695

Excludes non-melanoma skin cancers and carcinoma *in situ*, except bladder. These projections are offered as a rough guide, and should not be regarded as definitive.

Incidence Rates for California's Most Common Cancers: Santa Barbara County, 2004-2008

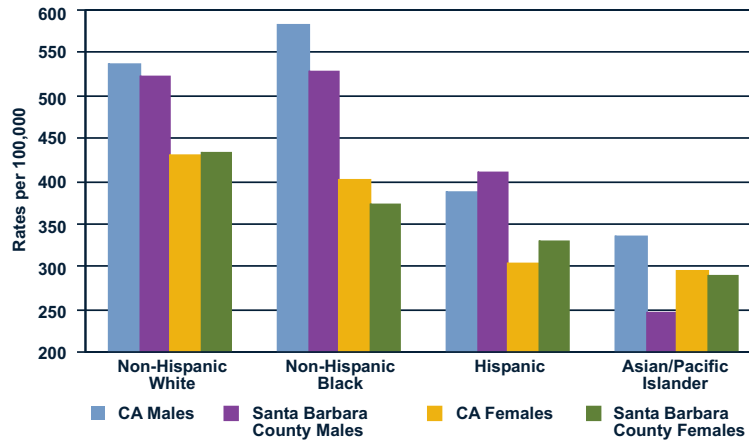
Males	County Rate	State Rate	Females	County Rate	State Rate
Prostate	140.2	143.3	Breast	131.6*	121.6
Lung & Bronchus	54.8*	62.0	Lung & Bronchus	44.7	45.0
Colon & Rectum	39.0*	50.3	Colon & Rectum	33.9*	38.1
Bladder	37.0	33.6	Uterus	23.1	22.1
Melanoma	44.2*	26.2	Melanoma	27.7*	15.4
All Sites	501.8	494.5	All Sites	409*	387.4

Rates are shown as the number of new cases or deaths per 100,000 persons. All rates are age-adjusted to the 2000 United States Standard Population. *County rate is statistically significantly different from the Statewide rate (p<0.05).



This fact sheet was prepared by the California Cancer Registry (CCR), Cancer Surveillance Section, Cancer Surveillance and Research Branch, California Department of Public Health, 1825 Bell Street, Suite #102, Sacramento, CA 95825. For more information, visit the CCR website at www.ccrca.org or call (916) 779-0300.

Age-Adjusted Incidence Rates by Race/Ethnicity and Sex, Santa Barbara County, 2004-2008, All Sites Combined



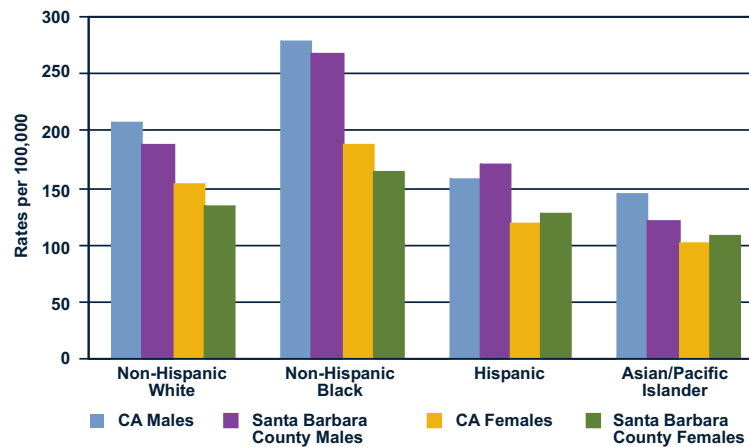
Rates are shown as the number of new cases or deaths per 100,000 persons. All rates are age-adjusted to the 2000 United States Standard Population. Rates based on fewer than 15 cases are not shown. Prepared by the California Department of Public Health, Cancer Surveillance Section.

Mortality Rates for California's Most Common Cancers: Santa Barbara County, 2004-2008

Males	County Rate	State Rate	Females	County Rate	State Rate
Lung & Bronchus	40.2*	49.7	Lung & Bronchus	30.8	33.6
Prostate	23.7	22.9	Breast	21.0	22.3
Colon & Rectum	15.1	18.1	Colon & Rectum	10.4*	13.1
Pancreas	12.7	11.7	Pancreas	10.3	9.2
Liver & Intrahepatic Bile Duct	8.1	9.4	Ovary	8.6	8.4
All Sites	181.8*	194.2	All Sites	132*	142.1

Rates are shown as the number of new cases or deaths per 100,000 persons. All rates are age-adjusted to the 2000 United States Standard Population. *County rate is statistically significantly different from the Statewide rate (p<0.05).

Age-Adjusted Mortality Rates by Race/Ethnicity and Sex, Santa Barbara County, 2004-2008, All Sites Combined



Rates are shown as the number of new cases or deaths per 100,000 persons. All rates are age-adjusted to the 2000 United States Standard Population. Rates based on fewer than 15 cases are not shown. Prepared by the California Department of Public Health, Cancer Surveillance Section.