

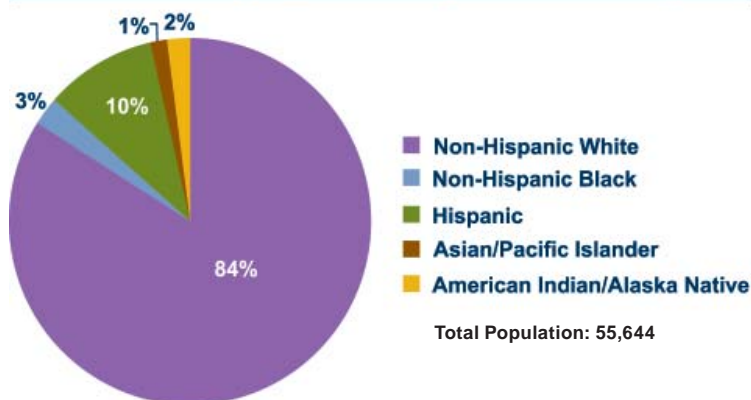
Selected Cancer Facts-Tuolumne County

October 2011

This fact sheet is provided by the California Cancer Registry (CCR) of the California Department of Public Health to show the impact of cancer on California residents. The CCR is California's population-based cancer surveillance system, and it collects information on almost all cancers diagnosed in the state. This information helps to further our understanding of cancer and is used to develop strategies and policies for its prevention, treatment, and control.

Demographic Population Projections

Tuolumne County Population by Race/Ethnicity, 2008



Source: National Center for Health Statistics, 2008
Prepared by the California Department of Public Health, Cancer Surveillance Section.

Tuolumne County Estimated Number of New Cancer Cases and Deaths - 2011 (Major Sites)

	Cases	Deaths
Breast	75	5
Prostate	60	10
Lung & Bronchus	65	40
Colon & Rectum	40	10
Bladder	20	5
All Sites	435	140

Excludes non-melanoma skin cancers and carcinoma *in situ*, except bladder. These projections are offered as a rough guide, and should not be regarded as definitive.

Incidence Rates for California's Most Common Cancers: Mariposa & Tuolumne Counties, 2004-2008

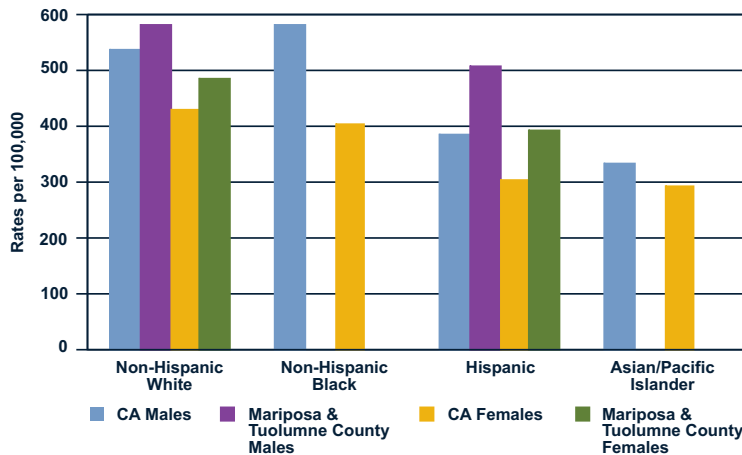
Males	County Rate	State Rate	Females	County Rate	State Rate
Prostate	159.4*	143.3	Breast	162.6*	121.6
Lung & Bronchus	82.1*	62.0	Lung & Bronchus	70.4*	45
Colon & Rectum	50.9	50.3	Colon & Rectum	42.3	38.1
Bladder	39.3	33.6	Uterus	24.1	22.1
Melanoma	36.4*	26.2	Melanoma	19.8	15.4
All Sites	575.2*	494.5	All Sites	479.9*	387.4

Rates are shown as the number of new cases or deaths per 100,000 persons. All rates are age-adjusted to the 2000 United States Standard Population.
*County rate is statistically significantly different from the Statewide rate ($p < 0.05$).



This fact sheet was prepared by the California Cancer Registry (CCR), Cancer Surveillance Section, Cancer Surveillance and Research Branch, California Department of Public Health, 1825 Bell Street, Suite #102, Sacramento, CA 95825. For more information, visit the CCR website at www.ccrca.org or call (916) 779-0300.

Age Adjusted Incidence Rates by Race/Ethnicity and Sex, Mariposa & Tuolumne Counties, 2004-2008, All Sites Combined



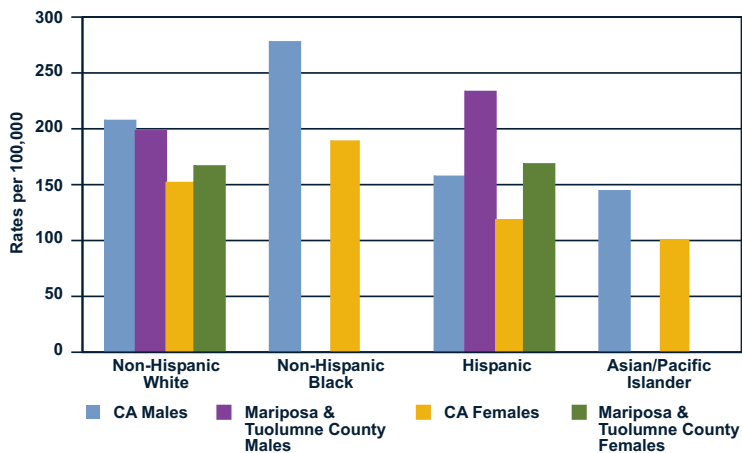
Rates are shown as the number of new cases or deaths per 100,000 persons. All rates are age-adjusted to the 2000 United States Standard Population. Rates based on fewer than 15 cases are not shown. Prepared by the California Department of Public Health, Cancer Surveillance Section.

Mortality Rates for California's Most Common Cancers: Mariposa & Tuolumne Counties, 2004-2008

Males	County Rate	State Rate	Females	County Rate	State Rate
Lung & Bronchus	51.6	49.7	Lung & Bronchus	47.6*	33.6
Prostate	23.3	22.9	Breast	23.3	22.3
Colon & Rectum	12.9	18.1	Colon & Rectum	12.3	13.1
Pancreas	8.3	11.7	Pancreas	10.5	9.2
Liver & Intrahepatic Bile Duct	6.8	9.4	Ovary	7.0	8.4
All Sites	194.7	194.2	All Sites	162.7*	142.1

Rates are shown as the number of new cases or deaths per 100,000 persons. All rates are age-adjusted to the 2000 United States Standard Population. *County rate is statistically significantly different from the Statewide rate (p<0.05).

Age-Adjusted Mortality Rates by Race/Ethnicity and Sex, Mariposa & Tuolumne Counties, 2004-2008, All Sites Combined



Rates are shown as the number of new cases or deaths per 100,000 persons. All rates are age-adjusted to the 2000 United States Standard Population. Rates based on fewer than 15 cases are not shown. Prepared by the California Department of Public Health, Cancer Surveillance Section.