

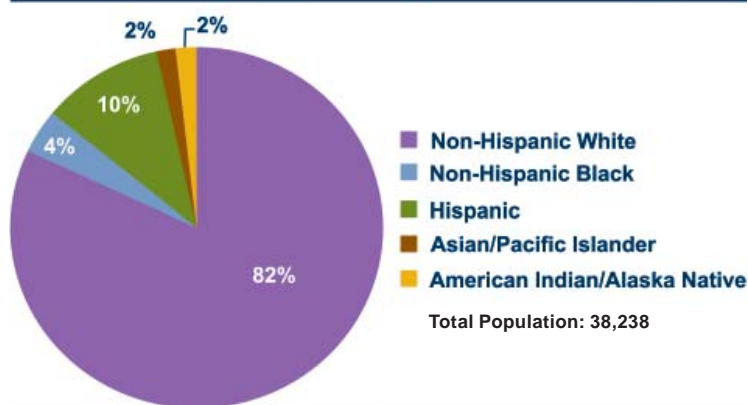
# Selected Cancer Facts-Amador County

October 2011

*This fact sheet is provided by the California Cancer Registry (CCR) of the California Department of Public Health to show the impact of cancer on California residents. The CCR is California's population-based cancer surveillance system, and it collects information on almost all cancers diagnosed in the state. This information helps to further our understanding of cancer and is used to develop strategies and policies for its prevention, treatment, and control.*

## Demographic Population Projections

### Amador County Population by Race/Ethnicity (2008)



Source: National Center for Health Statistics, 2008  
Prepared by the California Department of Public Health, Cancer Surveillance Section.

## Amador County Estimated Number of New Cancer Cases and Deaths - 2011 (Major Sites)

	Cases	Deaths
Breast	40	5
Prostate	50	5
Lung & Bronchus	30	25
Colon & Rectum	25	10
Bladder	30	0
All Sites	290	95

Excludes non-melanoma skin cancers and carcinoma *in situ*, except bladder. These projections are offered as a rough guide, and should not be regarded as definitive.

## Incidence Rates for California's Most Common Cancers: Alpine, Amador, & Calaveras Counties, 2004-2008

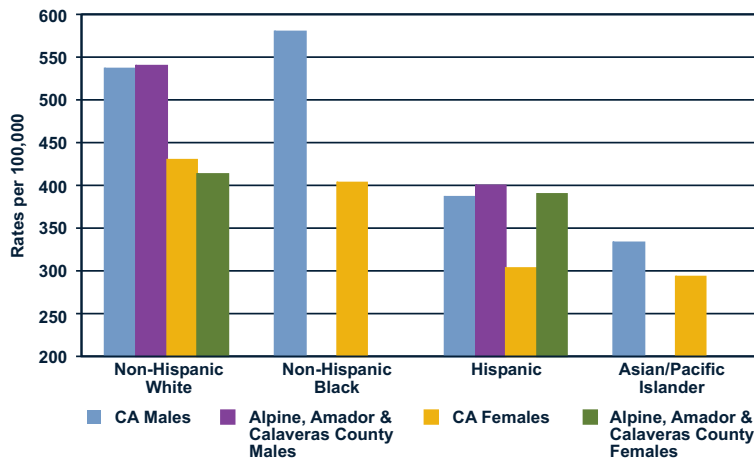
Males	County Rate	State Rate	Females	County Rate	State Rate
Prostate	163.8*	143.3	Breast	138.3*	121.6
Lung & Bronchus	64.8	62	Lung & Bronchus	57.1*	45
Colon & Rectum	49.1	50.3	Colon & Rectum	42.8	38.1
Bladder	44.7*	33.6	Uterus	18.7	22.1
Melanoma	29.5	26.2	Melanoma	16.1	15.4
All Sites	539.3*	494.5	All Sites	416.4*	387.4

Rates are shown as the number of new cases or deaths per 100,000 persons. All rates are age-adjusted to the 2000 United States Standard Population. \*County rate is statistically significantly different from the Statewide rate (p<0.05).



This fact sheet was prepared by the California Cancer Registry (CCR), Cancer Surveillance Section, Cancer Surveillance and Research Branch, California Department of Public Health, 1825 Bell Street, Suite #102, Sacramento, CA 95825. For more information, visit the CCR website at [www.ccrca.org](http://www.ccrca.org) or call (916) 779-0300.

Age-Adjusted Incidence Rates by Race/Ethnicity and Sex, Alpine, Amador and Calaveras Counties, 2004-2008, All Sites Combined



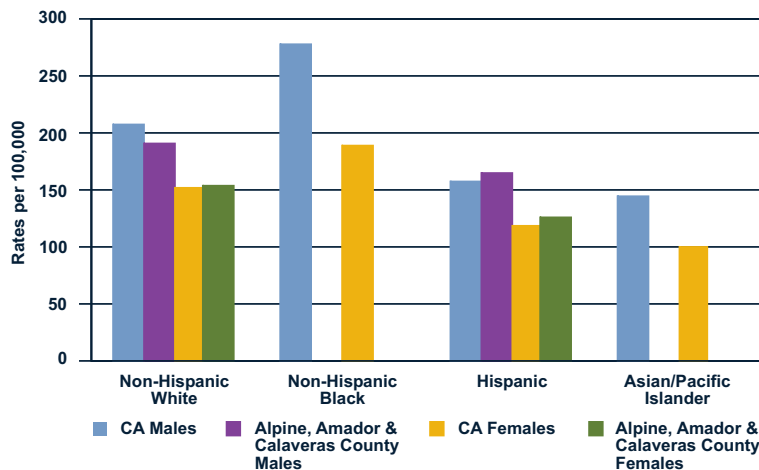
Rates are shown as the number of new cases or deaths per 100,000 persons. All rates are age-adjusted to the 2000 United States Standard Population. Rates based on fewer than 15 cases are not shown. Prepared by the California Department of Public Health, Cancer Surveillance Section.

## Mortality Rates for California's Most Common Cancers: Alpine, Amador & Calaveras Counties, 2004-2008

Males	County Rate	State Rate	Females	County Rate	State Rate
Lung & Bronchus	51.5	49.7	Lung & Bronchus	43.6*	33.6
Prostate	20.4	22.9	Breast	22.2	22.3
Colon & Rectum	16	18.1	Colon & Rectum	14.3	13.1
Pancreas	10.9	11.7	Pancreas	7.2	9.2
Liver & Intrahepatic Bile Duct	6.9	9.4	Ovary	9.3	8.4
All Sites	190.1	194.2	All Sites	150.6	142.1

Rates are shown as the number of new cases or deaths per 100,000 persons. All rates are age-adjusted to the 2000 United States Standard Population. \*County rate is statistically significantly different from the Statewide rate (p<0.05).

Age-Adjusted Mortality Rates by Race/Ethnicity and Sex, Alpine, Amador & Calaveras Counties, 2004-2008, All Sites Combined



Rates are shown as the number of new cases or deaths per 100,000 persons. All rates are age-adjusted to the 2000 United States Standard Population. Rates based on fewer than 15 cases are not shown. Prepared by the California Department of Public Health, Cancer Surveillance Section.