

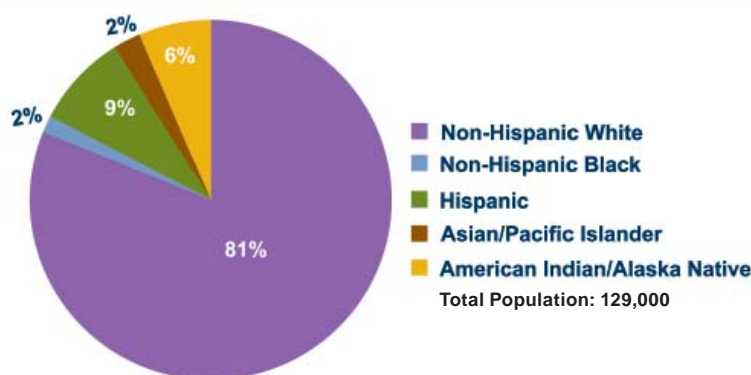
Selected Cancer Facts-Humboldt County

October 2011

This fact sheet is provided by the California Cancer Registry (CCR) of the California Department of Public Health to show the impact of cancer on California residents. The CCR is California's population-based cancer surveillance system, and it collects information on almost all cancers diagnosed in the state. This information helps to further our understanding of cancer and is used to develop strategies and policies for its prevention, treatment, and control.

Demographic Population Projections

Humboldt County Population by Race/Ethnicity (2008)



Source: National Center for Health Statistics, 2008
Prepared by the California Department of Public Health, Cancer Surveillance Section.

Humboldt County Estimated Number of New Cancer Cases and Deaths - 2011 (Major Sites)

	Cases	Deaths
Breast	95	20
Prostate	110	15
Lung & Bronchus	75	60
Colon & Rectum	80	25
Bladder	30	10
All Sites	695	270

Excludes non-melanoma skin cancers and carcinoma *in situ*, except bladder. These projections are offered as a rough guide, and should not be regarded as definitive.

Incidence Rates for California's Most Common Cancers: Del Norte & Humboldt Counties, 2004-2008

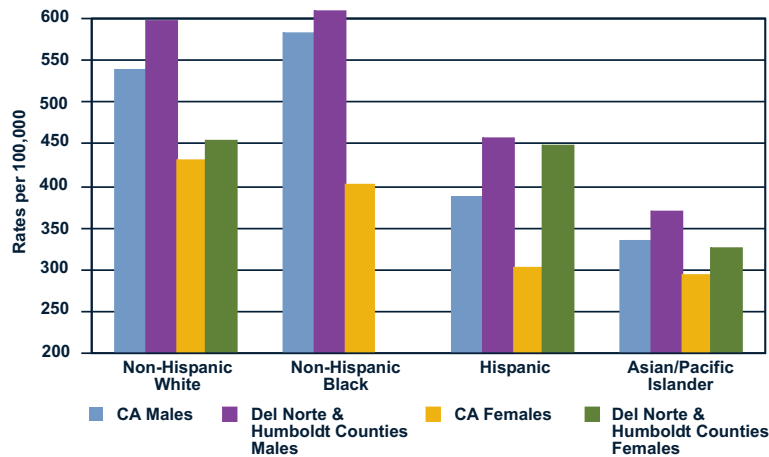
Males	County Rate	State Rate	Females	County Rate	State Rate
Prostate	163.5*	143.3	Breast	126.8	121.6
Lung & Bronchus	78.3*	62.0	Lung & Bronchus	61.6*	45.0
Colon & Rectum	53.8	50.3	Colon & Rectum	47.8*	38.1
Bladder	40.2	33.6	Uterus	31.0*	22.1
Melanoma	33.6*	26.2	Melanoma	18.9	15.4
All Sites	584.1*	494.5	All Sites	442.3*	387.4

Rates are shown as the number of new cases or deaths per 100,000 persons. All rates are age-adjusted to the 2000 United States Standard Population.
*County rate is statistically significantly different from the Statewide rate (p<0.05).



This fact sheet was prepared by the California Cancer Registry (CCR), Cancer Surveillance Section, Cancer Surveillance and Research Branch, California Department of Public Health, 1825 Bell Street, Suite #102, Sacramento, CA 95825. For more information, visit the CCR website at www.ccrca.org or call (916) 779-0300.

Age-Adjusted Incidence Rates by Race/Ethnicity and Sex, Del Norte & Humboldt Counties, 2004-2008, All Sites Combined



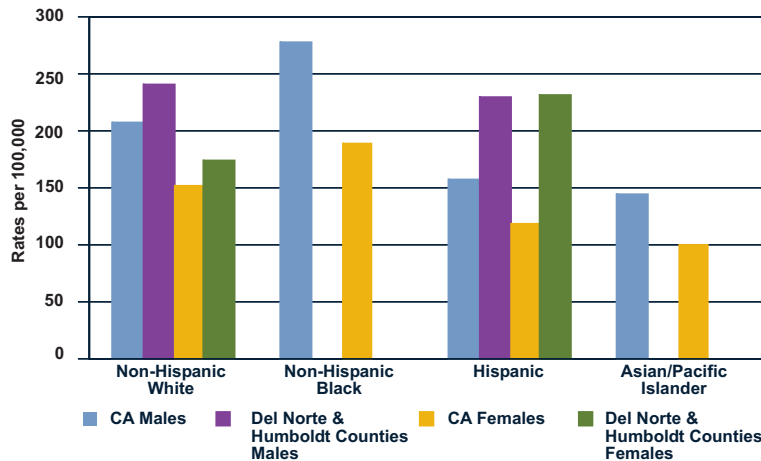
Rates are shown as the number of new cases or deaths per 100,000 persons. All rates are age-adjusted to the 2000 United States Standard Population. Rates based on fewer than 15 cases are not shown. Prepared by the California Department of Public Health, Cancer Surveillance Section.

Mortality Rates for California's Most Common Cancers: Del Norte & Humboldt Counties, 2004-2008

Males	County Rate	State Rate	Females	County Rate	State Rate
Lung & Bronchus	63.0*	49.7	Lung & Bronchus	49.5*	33.6
Prostate	25.9	22.9	Breast	26.3	22.3
Colon & Rectum	22.7	18.1	Colon & Rectum	14.6	13.1
Pancreas	12.9	11.7	Pancreas	9.2	9.2
Liver & Intrahepatic Bile Duct	10.7	9.4	Ovary	7.6	8.4
All Sites	239.5*	194.2	All Sites	14.6	142.1

Rates are shown as the number of new cases or deaths per 100,000 persons. All rates are age-adjusted to the 2000 United States Standard Population. *County rate is statistically significantly different from the Statewide rate (p<0.05).

Age-Adjusted Mortality Rates by Race/Ethnicity and Sex, Del Norte & Humboldt Counties, 2004-2008, All Sites Combined



Rates are shown as the number of new cases or deaths per 100,000 persons. All rates are age-adjusted to the 2000 United States Standard Population. Rates based on fewer than 15 cases are not shown. Prepared by the California Department of Public Health, Cancer Surveillance Section.