



BY THE NUMBERS Lung and Bronchus Cancer in California

16,770

The number of people expected to be diagnosed with lung and bronchus cancer in California in 2013.

13,045

The number of deaths from lung and bronchus cancer expected in California in 2013.

#2

Lung and bronchus cancer was the second most common type of cancer incidence (new diagnoses) among males and females in California in 2010.

#1

Lung and bronchus cancer was the leading cause of cancer mortality (deaths) among males and females in California in 2010.



CALIFORNIA CANCER REGISTRY FACT SHEET

LUNG AND BRONCHUS CANCER

Lung cancer is a cancer that starts in the lungs. When a person has lung cancer, they have abnormal cells that cluster together to form a tumor. Unlike normal cells, cancer cells grow without order or control and destroy the healthy lung tissue around them. These types of tumors are called malignant tumors.

There are two main types of lung cancer: small cell lung cancer (SCLC) and non-small cell lung cancer (NSCLC). Non-small cell lung cancer is more common. It makes up about 80 percent of lung cancer cases. This type of cancer usually grows and spreads to other parts of the body more slowly than small cell lung cancer does.

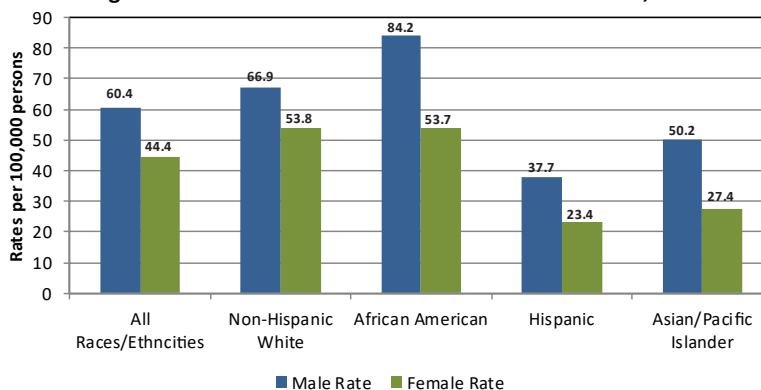
(Source: American Lung Association – <http://www.lung.org>)

Lung and Bronchus Cancer Incidence and Mortality Rates, California, 2006-2010

Between 2006 and 2010, the lung and bronchus incidence rate for males in California was 60.4 new cases per 100,000 males per year and the mortality rate was 47.1 deaths per 100,000 males per year. For females, these rates were slightly lower, with an incidence rate of 44.4 new cases per 100,000 females and a mortality rate of 32.2 deaths per 100,000 females per year.

With respect to race/ethnicity, African-American males and females as well as non-Hispanic white females had the highest incidence rates (84.2, 53.7 and 53.8 new cases per 100,000 persons, respectively) and the highest mortality rates (69.5, 40.6 and 39.1 deaths per 100,000 persons, respectively) in the state.

Lung and Bronchus Cancer Incidence Rates in California, 2006-2010



Source: California Cancer Registry, California Department of Public Health.
Prepared by the California Department of Public Health, California Cancer Registry.
Note: Rates are age-adjusted to the 2000 U.S. Population.

CALIFORNIA CANCER REGISTRY FACT SHEET

LUNG AND BRONCHUS CANCER

Lung and Bronchus Cancer in California

Five-Year Relative Survival Rates CALIFORNIA, 2001-2010

If Diagnosed When the Tumor is:

Five-Year Survival Rate is:

Localized

56%

(The tumor has broken through the basement membrane, but is still confined to the organ in which it is growing.)

Regional

27%

(The tumor has spread to the lymph nodes or adjacent tissues.)

Distant

4%

(The tumor has spread to other parts of the body (metastasized).)

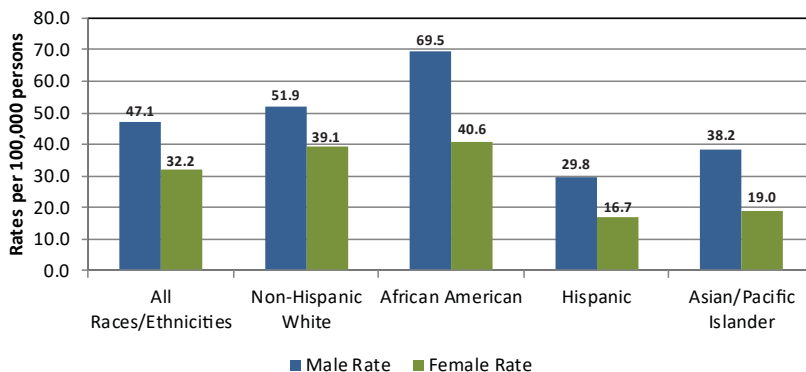
All Stages

17%

Overall Five-Year Relative Survival Rate for Lung and Bronchus Cancer in California

Note: Follow-up is through December 2010. Cancers that were unstaged at time of diagnosis are excluded.

Lung and Bronchus Cancer Mortality Rates in California, 2006-2010

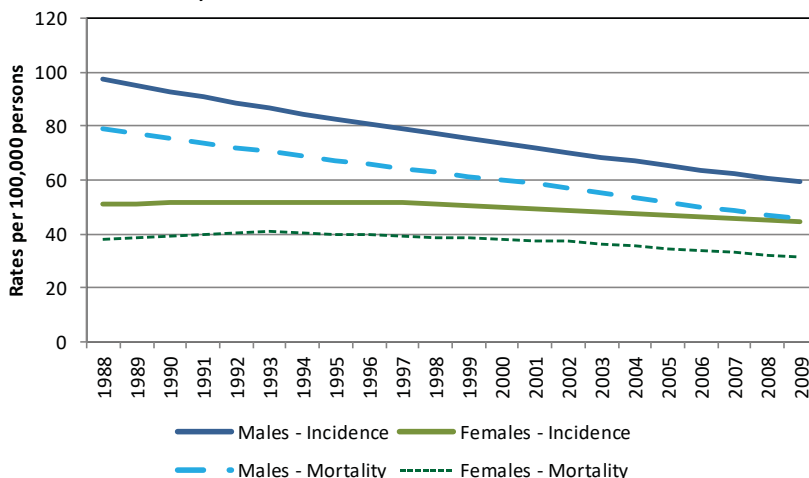


Source: California Cancer Registry, California Department of Public Health. Prepared by the California Department of Public Health, California Cancer Registry. Note: Rates are age-adjusted to the 2000 U.S. Population.

California incidence and mortality trends, 1988-2009

Lung and bronchus cancer incidence and mortality rates among males in California have been decreasing at a statistically significant rate since 1988. Among females, the incidence rate trend remained relatively stable from 1988 to 1997 and then decreased at a statistically significant rate from 1997 through 2009 while the mortality rate increased at a statistically significant rate between 1988 and 1993 then decreasing significantly from 1993 through 2009.

Trends in Lung and Bronchus Cancer Incidence and Mortality in California, 1988-2009



Source: California Cancer Registry, California Department of Public Health. Prepared by the California Department of Public Health, California Cancer Registry. Note: Rates are age-adjusted to the 2000 U.S. Population.

Risk Factors

Certain factors have been shown to be associated with an increased risk of certain types of cancer. But, the majority of known cancer risk factors are related to individual characteristics (such as age, race/ethnicity or family history/genetic susceptibility) and behaviors (such as smoking, diet, physical inactivity, unsafe sex, and sun exposure). For more information about lung and bronchus cancer-specific risk factors, please see the resources listed below.

For more information

on risk factors, screening, symptoms, treatment:

- ◆ **National Cancer Institute (NCI)**
"What You Need to Know About . . ." series:
<http://www.cancer.gov/cancertopics/wyntk>

Cancer Information Service phone number:
1-800-4-CANCER

- ◆ **Centers for Disease Control and Prevention (CDC):**
www.cdc.gov

- ◆ **American Cancer Society (ACS):**
www.cancer.org, or 1-800-227-2345